

PROPOSED INDUSTRIAL DEVELOPMENT

2-34 DAVIDSON ST GREENACRE NSW

ARCHITECTURAL DRAWING SCHEDULE

DRAWING NO.	DRAWING NAME	REVISION	ISSUE DATE
A000	COVER PAGE	J	25.01.2022
A001	SITE ANALYSIS	F	27.07.2021
A002	DEMOLITION PLAN	H	25.01.2022
A003	PERSPECTIVES	K	25.01.2022
A004	SHADOW DIAGRAMS - SUMMER	G	25.01.2022
A005	SHADOW DIAGRAMS - WINTER	G	25.01.2022
A100	PROPOSED SITE PLAN	S	25.01.2022
A101	WAREHOUSE ROOF PLAN	H	25.01.2022
A102	WAREHOUSE 2 PLAN	G	25.01.2022
A103	WAREHOUSE 1 EXPANSION PLAN	G	25.01.2022
A110	OFFICE 1 PLAN - GROUND FLOOR	G	25.01.2022
A111	OFFICE 1 PLAN - FIRST FLOOR	H	25.01.2022
A112	OFFICE 2A & B PLANS	L	25.01.2022
A200	WAREHOUSE ELEVATIONS (NORTH AND SOUTH)	K	25.01.2022
A201	WAREHOUSE ELEVATIONS (EAST AND WEST)	H	25.01.2022
A202	OFFICE ELEVATIONS 1	G	25.01.2022
A203	OFFICE ELEVATIONS 2A	K	25.01.2022
A204	OFFICE ELEVATIONS 2B	G	25.01.2022
A300	WAREHOUSE SECTIONS	J	25.01.2022
A301	OFFICE 1 SECTIONS	F	25.01.2022
A302	OFFICE 2A & 2B - SECTIONS	F	25.01.2022
A400	SIGNAGE PLAN	G	25.01.2022

CONTEXT PLAN



DEVELOPMENT APPLICATION

STRATHFIELD COUNCIL
RECEIVED

S8.2 DA2021.52

DATE 3 February 2022

Issue	Description	Date	By	QA
A	PRELIMINARY ISSUE	27.11.2020	AM	MF
B	FULL SET ISSUE	14.12.2020	AM	MF
C	FOR COORDINATION	17.12.2020	AM	MF
D	DEVELOPMENT APPLICATION 01	29.01.2021	AM	MF
F	REVISED DA	17.06.2021	AM	MF
G	REVISED DA	21.06.2021	AM	MF
H	FOR INFORMATION	27.07.2021	AM	MF
I	DA - Revised Ex Ridge Level	03.11.2021	AM	MF
J	DA - S8.2 APPLICATION	25.01.2022	AM	MF

REIDCAMPBELL
Architecture, Interiors, Project Management

ACN 100 033 801 ABN 28 317 905 875
Level 15, 124 Walker Street
North Sydney NSW 2060 Australia
Tel: 61 02 9954 5011 Email: sydney@reidcampbell.com
Fax: 61 02 9954 4946 Web: www.reidcampbell.com

DEVELOPMENT APPLICATION

CLIENT

FIFECAPITAL

PROJECT MANAGER

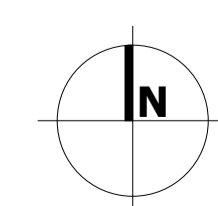


PROJECT

PROPOSED INDUSTRIAL DEVELOPMENT
2-34 DAVIDSON ST GREENACRE NSW

Drawn	Checked	PRINT DATE
AM	MF	25/01/2022 1:10:04 PM

NORTH POINT



Drawing Title

COVER PAGE

SHEET NUMBER

1190038_A000

ISSUE

J

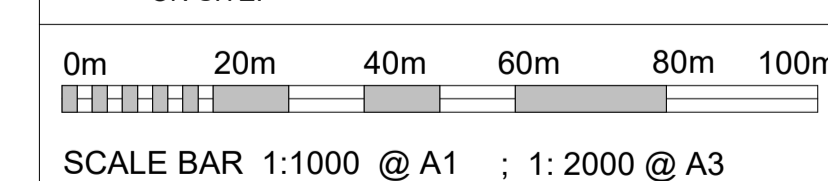
BIM 360://1190038_FIFECAPITAL/2-34 Davidson St Chullora/1190038_FIFECAPITAL_CHULLORA_DA_R19.rvt



STRATHFIELD COUNCIL
RECEIVED
S8.2 DA2021.52
DATE 3 February 2022

LEGEND	
	SITE BOUNDARY
	BUILDING SETBACK
	LANDSCAPING
	SOLAR PATH
	PREVAILING WINDS

- NOTES**
- ALL FFL LEVELS ±500mm.
 - ALL LEVELS AND EXTENTS ARE INDICATIVE & SHOULD BE READ IN CONJUNCTION WITH CIVIL ENG. DWGS FOR FINAL LEVELS OF ALL EARTH WORKS AND EXCAVATION. ALL LANDSCAPING TO LANDSCAPE ARCHITECT'S DETAILS.
 - ALL INFORMATION SUBJECT TO DETAILED DESIGN, BCA ASSESSMENT AND ENGINEERING INPUT. ALL MEASUREMENTS OF EXISTING STRUCTURES ARE APPROXIMATE ONLY, AND TO BE CONFIRMED ON SITE.



Notes
 -This drawing and design is subject to Reid Campbell (NSW) Pty Ltd copyright and may not be reproduced without prior written consent.
 -Contractor to verify all dimensions on site before commencing work.
 -Report all discrepancies to project manager prior to construction.
 -Figured dimensions to be taken in preference to scaled drawings.
 -All work is to conform to relevant Australian Standards and other Codes as applicable, together with other Authorities' requirements and regulations.
 Michael Morony NSWARB No. 8218

Issue	Description	Date	By	QA
A	PRELIMINARY ISSUE	27.11.2020	AM	MF
B	FULL SET ISSUE	14.12.2020	AM	MF
C	FOR COORDINATION	17.12.2020	AM	MF
D	DEVELOPMENT APPLICATION 01	29.01.2021	AM	MF
E	REVISED DA	17.06.2021	AM	MF
F	FOR INFORMATION	27.07.2021	AM	MF

REID CAMPBELL
 Architecture, Interiors, Project Management
 ACN 002 033 801 AFRN 28 517 905 875
 Level 15, 124 Walker Street
 North Sydney NSW 2060 Australia
 Tel: 61 02 9954 5011 Email: sydney@reidcampbell.com
 Fax: 61 02 9954 4946 Web: www.reidcampbell.com

DEVELOPMENT APPLICATION

CLIENT
FIFECAPITAL

PROJECT MANAGER

PROJECT
PROPOSED INDUSTRIAL DEVELOPMENT
2-34 DAVIDSON ST GREENACRE NSW

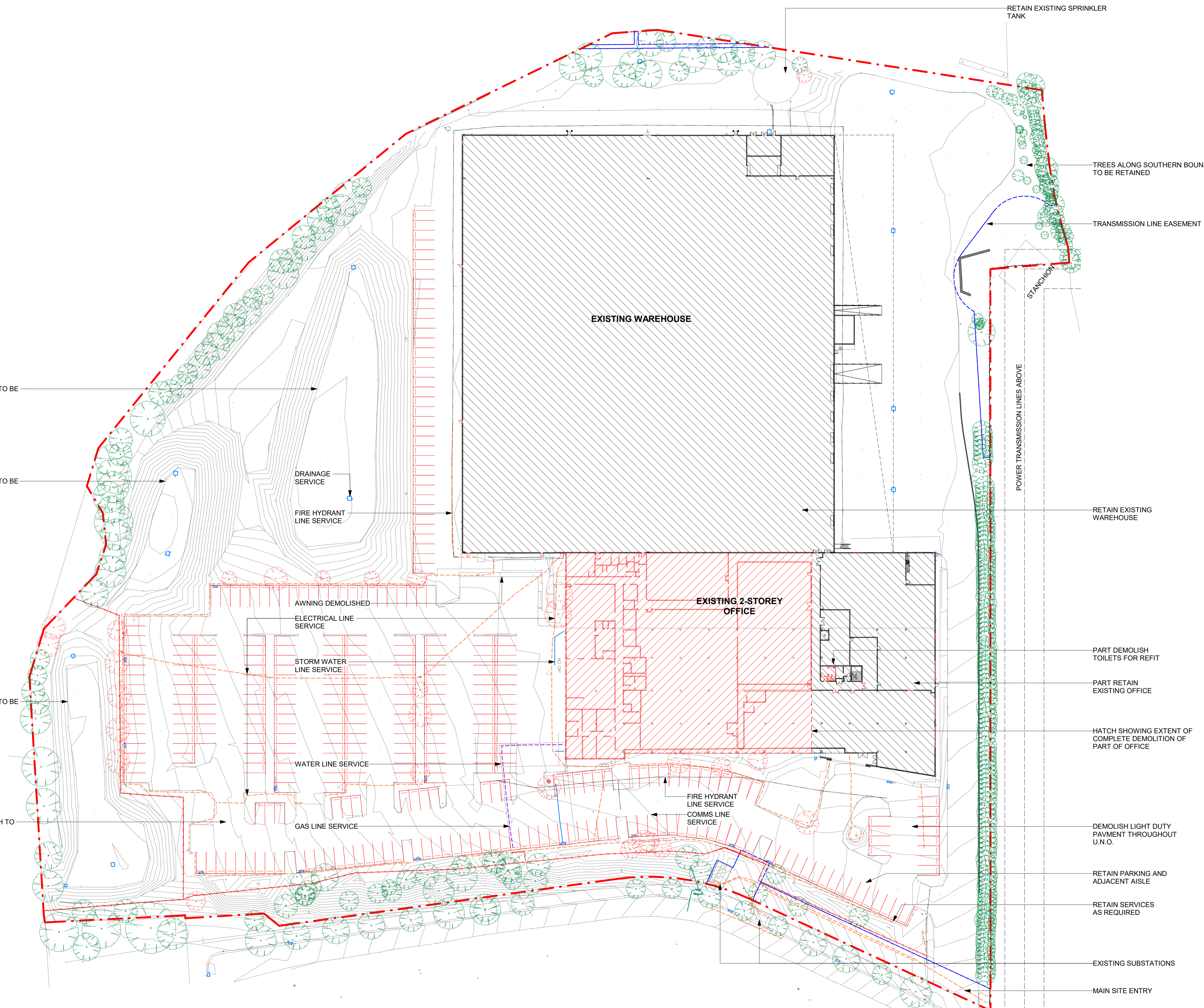
Drawn	Checked	PRINT DATE
AM	MF	25/01/2022 1:10:05 PM

NORTH POINT

Drawing Title
SITE ANALYSIS

SHEET NUMBER
1190038_A001

ISSUE
F



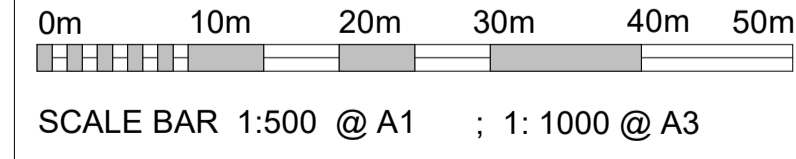
LEGEND

- · - · - SITE BOUNDARY
- TREE TO BE RETAIN
- TREE TO BE REMOVED
- ▨ EXISTING BUILDING RETAINED
- ▨ DEMOLISHED
- WATER SERVICES
- - - ELECTRICITY SERVICES
- - - GAS SERVICES
- COMMS SERVICES
- FENCE TO BE REMOVED

ABBREVIATION

DP	DOWN PIPE
FE	FIRE EXIT DOOR
RSD	ROLLER SHUTTER DOOR
DL	DOCK LEVELER
ERL	EXISTING RL'S AS PER PREVIOUS DA (TBC)
RTW	RETAINING WALL

- NOTES**
- ALL FFL LEVELS ±500mm.
 - ALL LEVELS AND EXTENTS ARE INDICATIVE & SHOULD BE READ IN CONJUNCTION WITH CIVIL ENG. DWGS FOR FINAL LEVELS OF ALL EARTH WORKS AND EXCAVATION. ALL LANDSCAPING TO LANDSCAPE ARCHITECT'S DETAILS.
 - ALL INFORMATION SUBJECT TO DETAILED DESIGN, BCA ASSESSMENT AND ENGINEERING INPUT. ALL MEASUREMENTS OF EXISTING STRUCTURES ARE APPROXIMATE ONLY, AND TO BE CONFIRMED ON SITE.



STRATHFIELD COUNCIL RECEIVED
S8.2 DA2021.52
DATE 3 February 2022

Notes

- This drawing and design is subject to Reid Campbell (NSW) Pty Ltd copyright and may not be reproduced without prior written consent.
- Contractor to verify all dimensions on site before commencing work.
- Report all discrepancies to project manager prior to construction.
- Figured dimensions to be taken in preference to scaled drawings.
- All work is to conform to relevant Australian Standards and other Codes as applicable, together with other Authorities' requirements and regulations.

Michael Morony NSWARB No. 8218

Issue	Description	Date	By	QA
A	PRELIMINARY ISSUE	27.11.2020	AM	MF
B	FULL SET ISSUE	14.12.2020	AM	MF
C	FOR COORDINATION	17.12.2020	AM	MF
D	DEVELOPMENT APPLICATION 01	29.01.2021	AM	MF
E	REVISED DA	17.06.2021	AM	MF
F	REVISED DA	21.06.2021	AM	MF
G	REVISED DA	27.07.2021	AM	MF
H	DA - S8.2 APPLICATION	25.01.2022	AM	MF

REIDCAMPBELL
 Architecture, Interiors, Project Management
 ACN 002 033 801 4894 28 517 905 875
 Level 15, 124 Walker Street
 North Sydney NSW 2060 Australia
 Tel: 61 02 9954 5011 Email: sydney@reidcampbell.com
 Fax: 61 02 9954 4946 Web: www.reidcampbell.com

DEVELOPMENT APPLICATION

CLIENT **FIFECAPITAL**

PROJECT MANAGER

PROJECT **PROPOSED INDUSTRIAL DEVELOPMENT**
 2-34 DAVIDSON ST GREENACRE NSW

Drawn: AM, Checked: MF, PRINT DATE: 28/01/2022 3:30:23 PM

NORTH POINT

Drawing Title **DEMOLITION PLAN**

SHEET NUMBER **1190038_A002** ISSUE **H**


BIM 360://1190038_FIFECAPITAL_Davidson St Chullora/1190038_FIFECAPITAL_CHULLORA_DA_R19.rvt



OFFICE 2A NORTH FACADE - FACING S/W




OFFICE 2A AND WAREHOUSES - FACING S/E



STRATHFIELD COUNCIL
RECEIVED
S8.2 DA2021.52
DATE 3 February 2022

DAVIDSON STREET FRONTAGE - FACING S



MAIN ENTRY AND EXISTING OFFICE - FACING N/E

Issue	Description	Date	By	QA
A	FULL SET ISSUE	14.12.2020	AM	MF
B	FOR COORDINATION	17.12.2020	AM	MF
C	FOR TENANT SIGNOFF	06.01.2021	AM	MF
D	TENANT SIGN-OFF UPDATE	18.01.2021	AM	MF
E	DEVELOPMENT APPLICATION 01	29.01.2021	AM	MF
F	REVISED DA	17.06.2021	AM	MF
G	REVISED DA	21.06.2021	AM	MF
H	REVISED DA	27.07.2021	AM	MF
J	CCC - For Information	06.12.2021	AM	MF
K	DA - S8.2 APPLICATION	25.01.2022	AM	MF

REIDCAMPBELL
Architecture, Interiors, Project Management
ACN 902 033 801 ABN 28 317 905 875
Level 15, 124 Walker Street
North Sydney NSW 2060 Australia
Tel: 61 02 9954 5011 Email: sydney@reidcampbell.com
Fax: 61 02 9954 4946 Web: www.reidcampbell.com

DEVELOPMENT
APPLICATION

CLIENT
FIFECAPITAL

PROJECT MANAGER

PROJECT
PROPOSED INDUSTRIAL
DEVELOPMENT
2-34 DAVIDSON ST GREENACRE NSW
Drawn AM Checked MF PRINT DATE 25/01/2022 1:10:09 PM

NORTH POINT
N/A

Drawing Title
PERSPECTIVES

SHEET NUMBER
1190038_A003

ISSUE
K



1 21ST DECEMBER - 9AM PLAN
1 : 1000



2 21ST DECEMBER - NOON PLAN
1 : 1000



3 21ST DECEMBER - 3PM PLAN
1 : 1000

STRATHFIELD COUNCIL
RECEIVED

S8.2 DA2021.52

DATE 3 February 2022

NOTES

1. ALL FFL LEVELS ±500mm.
2. ALL LEVELS AND EXTENTS ARE INDICATIVE & SHOULD BE READ IN CONJUNCTION WITH CIVIL ENG. DWGS FOR FINAL LEVELS OF ALL EARTH WORKS AND EXCAVATION.
3. ALL LANDSCAPING TO LANDSCAPE ARCHITECT'S DETAILS.
4. ALL INFORMATION SUBJECT TO DETAILED DESIGN, BCA ASSESSMENT AND ENGINEERING INPUT.
5. ALL MEASUREMENTS OF EXISTING STRUCTURES ARE APPROXIMATE ONLY, AND TO BE CONFIRMED ON SITE.



SCALE BAR 1:1000 @ A1 ; 1: 2000 @ A3

Notes
-This drawing and design is subject to Reid Campbell (NSW) Pty Ltd copyright and may not be reproduced without prior written consent.
-Contractor to verify all dimensions on site before commencing work.
-Report all discrepancies to project manager prior to construction.
-Figured dimensions to be taken in preference to scaled drawings.
-All work is to conform to relevant Australian Standards and other Codes as applicable, together with other Authorities' requirements and regulations.
Michael Morony NSWARB No. 8218

Issue	Description	Date	By	QA
A	PRELIMINARY ISSUE	27.11.2020	AM	MF
B	FULL SET ISSUE	14.12.2020	AM	MF
C	FOR COORDINATION	17.12.2020	AM	MF
D	DEVELOPMENT APPLICATION 01	29.01.2021	AM	MF
E	FOR REVIEW	18.06.2021	AM	MF
F	REVISED DA	27.07.2021	AM	MF
G	DA - S8.2 APPLICATION	25.01.2022	AM	MF

REIDCAMPBELL
Architecture, Interiors, Project Management
ACN 002 033 801 ABRN 28 317 905 875
Level 15, 124 Walker Street
North Sydney NSW 2060 Australia
Tel: 01 02 9954 5011 Email: sydney@reidcampbell.com
Fax: 01 02 9954 4946 Web: www.reidcampbell.com

DEVELOPMENT APPLICATION

CLIENT

FIFECAPITAL

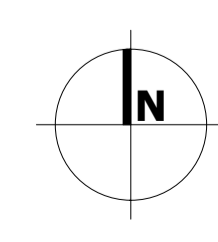
PROJECT MANAGER



PROJECT
PROPOSED INDUSTRIAL DEVELOPMENT
2-34 DAVIDSON ST GREENACRE NSW

Drawn	Checked	PRINT DATE
AM	MF	28/01/2022 10:39:08 AM

NORTH POINT



Drawing Title
SHADOW DIAGRAMS - SUMMER

SHEET NUMBER
1190038_A004

ISSUE
G



1 21ST JUNE - 9AM PLAN
1 : 1000



2 21ST JUNE - NOON PLAN
1 : 1000



3 21ST JUNE - 3PM PLAN
1 : 1000

**STRATHFIELD COUNCIL
RECEIVED**

S8.2 DA2021.52

DATE 3 February 2022

NOTES

1. ALL FFL LEVELS ±500mm.
2. ALL LEVELS AND EXTENTS ARE INDICATIVE & SHOULD BE READ IN CONJUNCTION WITH CIVIL ENG. DWGS FOR FINAL LEVELS OF ALL EARTH WORKS AND EXCAVATION.
3. ALL LANDSCAPING TO LANDSCAPE ARCHITECT'S DETAILS.
4. ALL INFORMATION SUBJECT TO DETAILED DESIGN, BCA ASSESSMENT AND ENGINEERING INPUT.
5. ALL MEASUREMENTS OF EXISTING STRUCTURES ARE APPROXIMATE ONLY, AND TO BE CONFIRMED ON SITE.



SCALE BAR 1:1000 @ A1 ; 1: 2000 @ A3

Notes
-This drawing and design is subject to Reid Campbell (NSW) Pty Ltd copyright and may not be reproduced without prior written consent.
-Contractor to verify all dimensions on site before commencing work.
-Report all discrepancies to project manager prior to construction.
-Figured dimensions to be taken in preference to scaled drawings.
-All work is to conform to relevant Australian Standards and other Codes as applicable, together with other Authorities' requirements and regulations.
Michael Morony NSWARB No. 8218

Issue	Description	Date	By	QA
A	PRELIMINARY ISSUE	27.11.2020	AM	MF
B	FULL SET ISSUE	14.12.2020	AM	MF
C	FOR COORDINATION	17.12.2020	AM	MF
D	DEVELOPMENT APPLICATION 01	29.01.2021	AM	MF
E	FOR REVIEW	18.06.2021	AM	MF
F	REVISED DA	27.07.2021	AM	MF
G	DA - S8.2 APPLICATION	25.01.2022	AM	MF

REIDCAMPBELL
Architecture, Interiors, Project Management
ACN 002 033 801 ABRN 28 317 905 875
Level 15, 124 Walker Street
North Sydney NSW 2060 Australia
Tel: 01 02 9954 5011 Email: sydney@reidcampbell.com
Fax: 01 02 9954 4946 Web: www.reidcampbell.com

**DEVELOPMENT
APPLICATION**

CLIENT

FIFECAPITAL

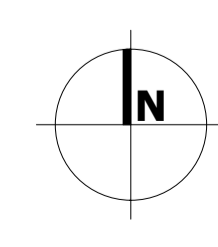
PROJECT MANAGER



PROJECT
**PROPOSED INDUSTRIAL
DEVELOPMENT**
2-34 DAVIDSON ST GREENACRE NSW

Drawn Checked PRINT DATE
AM MF 28/01/2022 10:39:18 AM

NORTH POINT



Drawing Title
SHADOW DIAGRAMS - WINTER

SHEET NUMBER
1190038_A005

ISSUE
G



DEVELOPMENT TABLE

SUBJECT SITE AREA	47,290 m ²
BUILDING AREAS	
WAREHOUSE 1 (TBC)	9,670 m ²
WAREHOUSE EXPANSION	3,930 m ²
OFFICE (GROUND FLOOR)	1,680 m ²
OFFICE (FIRST FLOOR)	1,080 m ²
WAREHOUSE 2	6,555 m ²
OFFICE 2A (2 LEVELS)	500 m ²
OFFICE 2B (2 LEVELS)	300 m ²
TOTAL BUILDING AREA (GFA)	23,715 m²
CAR PARKING PROVIDED	160 SPACES
LANDSCAPE AREA	6,534 m² (13.8%)
NOTE: EXISTING AREAS TO BE CONFIRMED BY SURVEY	

LEGEND

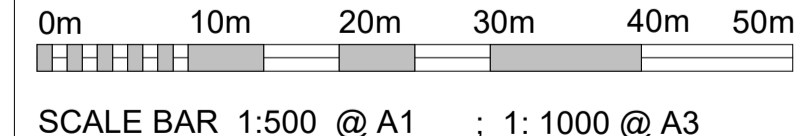
	SITE BOUNDARY
	BUILDING SETBACK
	LANDSCAPE SETBACK
	EASEMENT
	SERVICES
	EXISTING FENCE
	PALISADE FENCE
	EXISTING WAREHOUSE RETAINED
	WAREHOUSE EXPANSION
	OFFICE
	HEAVY DUTY PAVEMENT
	LIGHT DUTY PAVEMENT
	PEDESTRIAN PAVEMENT
	LANDSCAPING

ABBREVIATION

DP	DOWN PIPE
FE	FIRE EXIT DOOR
RSD	ROLLER SHUTTER DOOR
DL	DOCK LEVELER
ERL	EXISTING RL'S AS PER PREVIOUS DA (TBC)
RTW	RETAINING WALL

NOTES

- ALL FFL LEVELS ±500mm.
- ALL LEVELS AND EXTENTS ARE INDICATIVE & SHOULD BE READ IN CONJUNCTION WITH CIVIL ENG. DWGS FOR FINAL LEVELS OF ALL EARTH WORKS AND EXCAVATION. ALL LANDSCAPING TO LANDSCAPE ARCHITECT'S DETAILS.
- ALL INFORMATION SUBJECT TO DETAILED DESIGN, BCA ASSESSMENT AND ENGINEERING INPUT. ALL MEASUREMENTS OF EXISTING STRUCTURES ARE APPROXIMATE ONLY, AND TO BE CONFIRMED ON SITE.



STRATHFIELD COUNCIL RECEIVED
S8.2 DA2021.52
DATE 3 February 2022

Issue	Description	Date	By	QA
J	FOR INFORMATION	18.01.2021	AM	MF
K	DEVELOPMENT APPLICATION 01	23.01.2021	AM	MF
L	REVISED SITE PLAN	15.06.2021	HP	MF
M	REVISED DA	17.06.2021	AM	MF
N	REVISED DA	21.06.2021	AM	MF
O	REVISED DA	22.06.2021	AM	MF
P	REVISED SITE PLAN	22.07.2021	AM	MF
Q	REVISED DA	27.07.2021	AM	MF
R	REVISED EXPANSION DOCK	06.08.2021	AM	MF
S	DA - S8.2 APPLICATION	25.01.2022	AM	MF

REIDCAMPBELL
 Architecture, Interiors, Project Management
 ACN 002 033 811 494 28 317 916 975
 Level 15, 124 Walker Street
 North Sydney NSW 2060 Australia
 Tel: 61 02 9954 5011 Email: sydney@reidcampbell.com
 Fax: 61 02 9954 4946 Web: www.reidcampbell.com

DEVELOPMENT APPLICATION

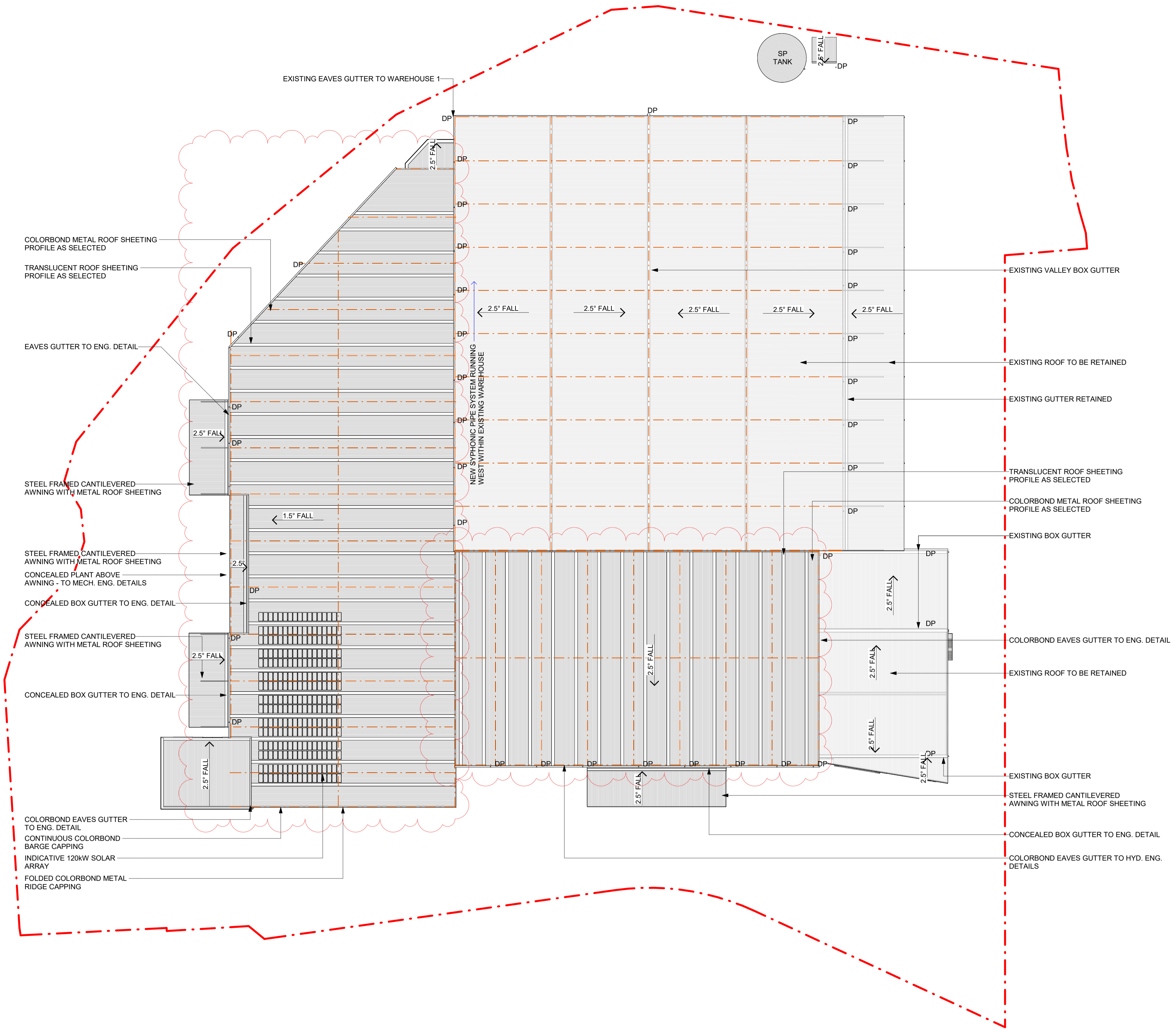
CLIENT **FIFECAPITAL**

PROJECT MANAGER

PROJECT PROPOSED INDUSTRIAL DEVELOPMENT
 2-34 DAVIDSON ST GREENACRE NSW

Drawing Title **PROPOSED SITE PLAN**
 SHEET NUMBER **1190038_A100**
 SCALE BAR 1:500 @ A1 ; 1:1000 @ A3

Notes
 -This drawing and design is subject to Reid Campbell (NSW) Pty Ltd copyright and may not be reproduced without prior written consent.
 -Contractor to verify all dimensions on site before commencing work.
 -Report all discrepancies to project manager prior to construction.
 -Figured dimensions to be taken in preference to scaled drawings.
 -All work is to conform to relevant Australian Standards and other Codes as applicable, together with other Authorities' requirements and regulations.
 Michael Morony NSWARB No. 8218

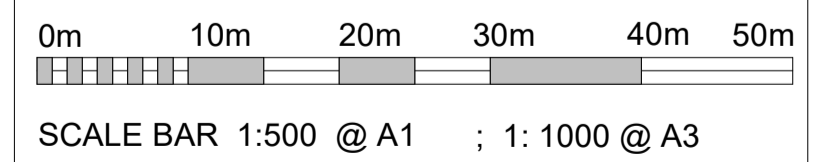


**STRATHFIELD COUNCIL
RECEIVED**

S8.2 DA2021.52

DATE 3 February 2022

- NOTES**
1. ALL FFL LEVELS ±500mm.
 2. ALL LEVELS AND EXTENTS ARE INDICATIVE & SHOULD BE READ IN CONJUNCTION WITH CIVIL ENG. DWGS FOR FINAL LEVELS OF ALL EARTH WORKS AND EXCAVATION.
 3. ALL LANDSCAPING TO LANDSCAPE ARCHITECT'S DETAILS.
 4. ALL INFORMATION SUBJECT TO DETAILED DESIGN, BCA ASSESSMENT AND ENGINEERING INPUT.
 5. ALL MEASUREMENTS OF EXISTING STRUCTURES ARE APPROXIMATE ONLY, AND TO BE CONFIRMED ON SITE.



Notes

- This drawing and design is subject to Reid Campbell (NSW) Pty Ltd copyright and may not be reproduced without prior written consent.
- Contractor to verify all dimensions on site before commencing work.
- Report all discrepancies to project manager prior to construction.
- Figured dimensions to be taken in preference to scaled drawings.
- All work is to conform to relevant Australian Standards and other Codes as applicable, together with other Authorities' requirements and regulations.

Michael Morony NSWARB No. 8218

Issue	Description	Date	By	QA
A	DRAFT FOR COORDINATION	25.11.2020	AM	MF
B	PRELIMINARY ISSUE	27.11.2020	AM	MF
C	FULL SET ISSUE	14.12.2020	AM	MF
D	FOR COORDINATION	17.12.2020	AM	MF
E	DEVELOPMENT APPLICATION 01	29.01.2021	AM	MF
F	REVISED DA	17.06.2021	AM	MF
G	REVISED DA	27.07.2021	AM	MF
H	DA - S8.2 APPLICATION	25.01.2022	AM	MF

REIDCAMPBELL
Architecture, Interiors, Project Management

ACN 002 033 801 ABRN 28 317 905 875
Level 15, 124 Walker Street
North Sydney NSW 2060 Australia
Tel: 61 02 9954 5011 Email: sydney@reidcampbell.com
Fax: 61 02 9954 4946 Web: www.reidcampbell.com

**DEVELOPMENT
APPLICATION**

CLIENT
FIFECAPITAL

PROJECT MANAGER

PROJECT
**PROPOSED INDUSTRIAL
DEVELOPMENT**
2-34 DAVIDSON ST GREENACRE NSW

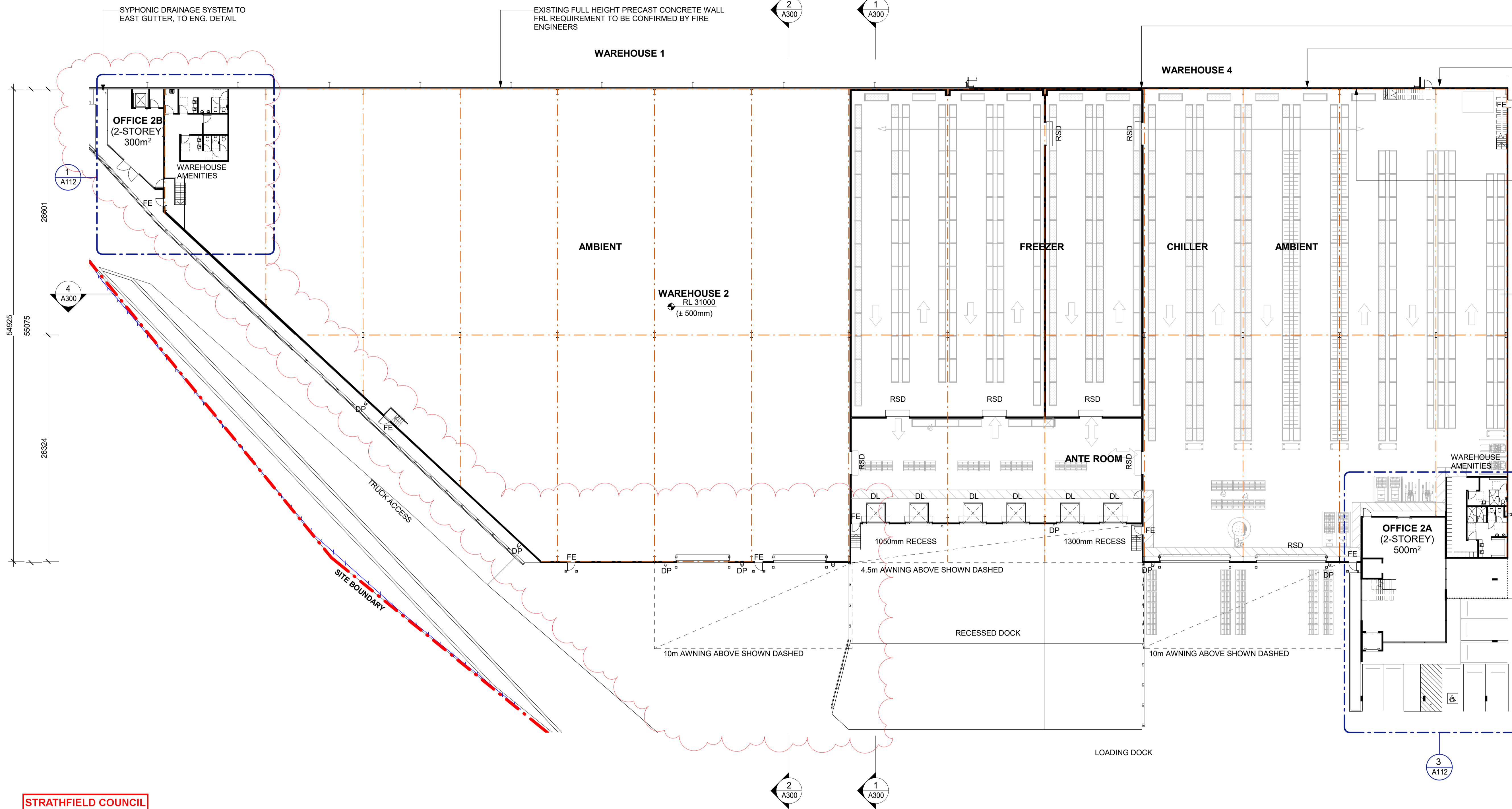
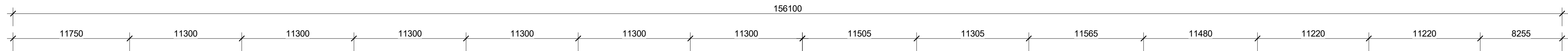
Drawn AM Checked MF PRINT DATE 28/01/2022 10:39:34 AM

NORTH POINT

Drawing Title
WAREHOUSE ROOF PLAN

SHEET NUMBER
1190038_A101

ISSUE
H



REFRIGERATION PIR PANELS TO TEMPERATURE CONTROLLED ZONES

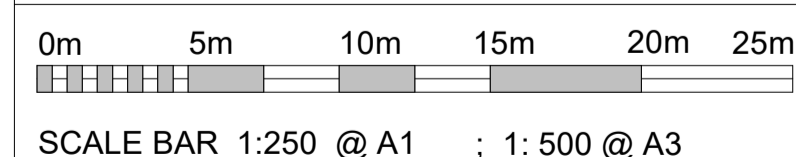
TIE NEW WALL INTO EXISTING WAREHOUSE 1 PRECAST WALL STAIR ACCESS TO EXTERNAL SERVICES AREA

INTERTENANCY WALL STEEL SHEET FRAMING ON 2400 H PRECAST BASE FRL REQUIREMENTS TBC BY FIRE ENG.

LEGEND	
	EXISTING WALLS
	NEW WALLS
	SITE BOUNDARY
	BUILDING SETBACK
	PALISADE FENCE
	CHAINLINK FENCE

ABBREVIATION	
DP	DOWN PIPE
FE	FIRE EXIT DOOR
RSD	ROLLER SHUTTER DOOR
DL	DOCK LEVELER
ERL	EXISTING RL'S AS PER PREVIOUS DA (TBC)
RTW	RETAINING WALL

- NOTES**
- ALL FFL LEVELS ±500mm.
 - ALL LEVELS AND EXTENTS ARE INDICATIVE & SHOULD BE READ IN CONJUNCTION WITH CIVIL ENG. DWGS FOR FINAL LEVELS OF ALL EARTH WORKS AND EXCAVATION.
 - ALL LANDSCAPING TO LANDSCAPE ARCHITECT'S DETAILS.
 - ALL INFORMATION SUBJECT TO DETAILED DESIGN, BCA ASSESSMENT AND ENGINEERING INPUT.
 - ALL MEASUREMENTS OF EXISTING STRUCTURES ARE APPROXIMATE ONLY, AND TO BE CONFIRMED ON SITE.



STRATHFIELD COUNCIL RECEIVED

S8.2 DA2021.52

DATE 3 February 2022

Issue	Description	Date	By	QA
A	PRELIMINARY ISSUE	27.11.2020	AM	MF
B	FULL SET ISSUE	14.12.2020	AM	MF
C	FOR COORDINATION	17.12.2020	AM	MF
D	DEVELOPMENT APPLICATION 01	29.01.2021	AM	MF
E	REVISED DA	17.06.2021	AM	MF
F	REVISED DA	27.07.2021	AM	MF
G	DA - S8.2 APPLICATION	25.01.2022	AM	MF

REIDCAMPBELL
 Architecture, Interiors, Project Management
 ACN 002 033 801 ABRN 28 317 905 875
 Level 15, 124 Walker Street
 North Sydney NSW 2060 Australia
 Tel: 61 02 9954 5011 Email: sydney@reidcampbell.com
 Fax: 61 02 9954 4946 Web: www.reidcampbell.com

DEVELOPMENT APPLICATION

CLIENT
FIFECAPITAL

PROJECT MANAGER

PROJECT
PROPOSED INDUSTRIAL DEVELOPMENT
 2-34 DAVIDSON ST GREENACRE NSW

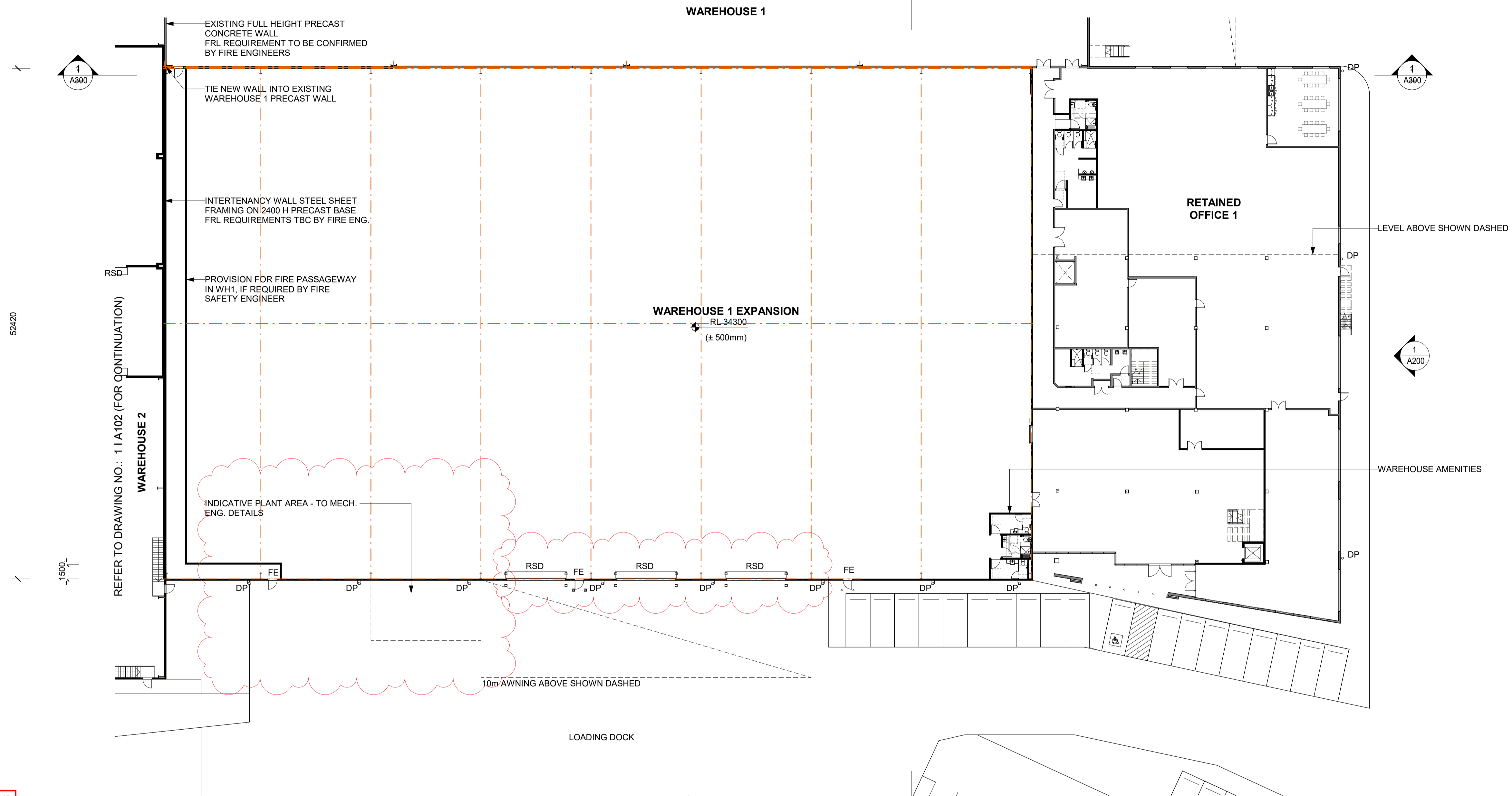
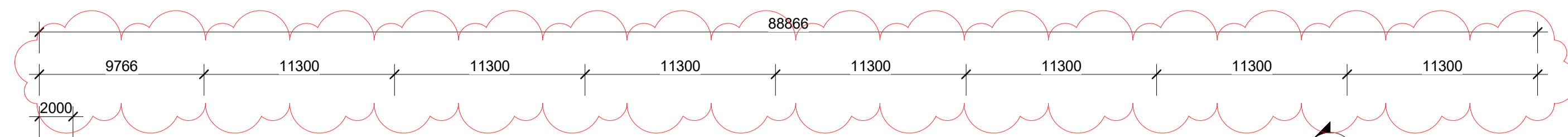
NORTH POINT

Drawing Title
WAREHOUSE 2 PLAN

SHEET NUMBER
1190038_A102

ISSUE
G

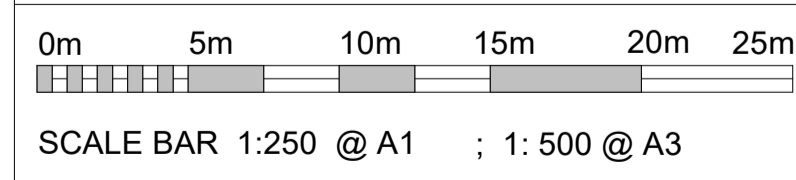
BIM 360://1190038_FIFECAPITAL_Davidson St Chullora/1190038_FIFECAPITAL_CHULLORA_DA_R19.rvt



LEGEND	
	EXISTING WALLS
	NEW WALLS
	SITE BOUNDARY
	BUILDING SETBACK
	PALISADE FENCE
	CHAINLINK FENCE

ABBREVIATION	
DP	DOWN PIPE
FE	FIRE EXIT DOOR
RSD	ROLLER SHUTTER DOOR
DL	DOCK LEVELER
ERL	EXISTING RL'S AS PER PREVIOUS DA (TBC)
RTW	RETAINING WALL

- NOTES**
- ALL FFL LEVELS ±500mm.
 - ALL LEVELS AND EXTENTS ARE INDICATIVE & SHOULD BE READ IN CONJUNCTION WITH CIVIL ENG. DWGS FOR FINAL LEVELS OF ALL EARTH WORKS AND EXCAVATION.
 - ALL LANDSCAPING TO LANDSCAPE ARCHITECT'S DETAILS.
 - ALL INFORMATION SUBJECT TO DETAILED DESIGN, BCA ASSESSMENT AND ENGINEERING INPUT.
 - ALL MEASUREMENTS OF EXISTING STRUCTURES ARE APPROXIMATE ONLY, AND TO BE CONFIRMED ON SITE.



**STRATHFIELD COUNCIL
RECEIVED**

S8.2 DA2021.52

DATE 3 February 2022

Notes

- This drawing and design is subject to Reid Campbell (NSW) Pty Ltd copyright and may not be reproduced without prior written consent.
- Contractor to verify all dimensions on site before commencing work.
- Report all discrepancies to project manager prior to construction.
- Figured dimensions to be taken in preference to scaled drawings.
- All work is to conform to relevant Australian Standards and other Codes as applicable, together with other Authorities' requirements and regulations.

Michael Morony NSWARB No. 8218

Issue	Description	Date	By	QA
A	PRELIMINARY ISSUE	27.11.2020	AM	MF
B	FULL SET ISSUE	14.12.2020	AM	MF
C	FOR COORDINATION	17.12.2020	AM	MF
D	DEVELOPMENT APPLICATION 01	29.01.2021	AM	MF
E	REVISED DA	17.06.2021	AM	MF
F	REVISED DA	27.07.2021	AM	MF
G	DA - S8.2 APPLICATION	25.01.2022	AM	MF

REIDCAMPBELL
Architecture, Interiors, Project Management
ACN 002 033 801 ABRN 28 317 905 875
Level 15, 124 Walker Street
North Sydney NSW 2060 Australia
Tel: 61 02 9954 5011 Email: sydney@reidcampbell.com
Fax: 61 02 9954 4946 Web: www.reidcampbell.com

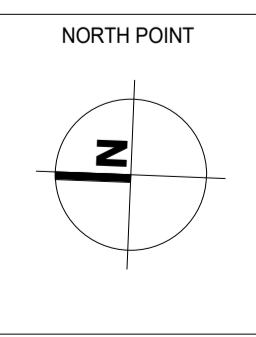
**DEVELOPMENT
APPLICATION**

CLIENT
FIFECAPITAL

PROJECT MANAGER

PROJECT
PROPOSED INDUSTRIAL
DEVELOPMENT
2-34 DAVIDSON ST GREENACRE NSW

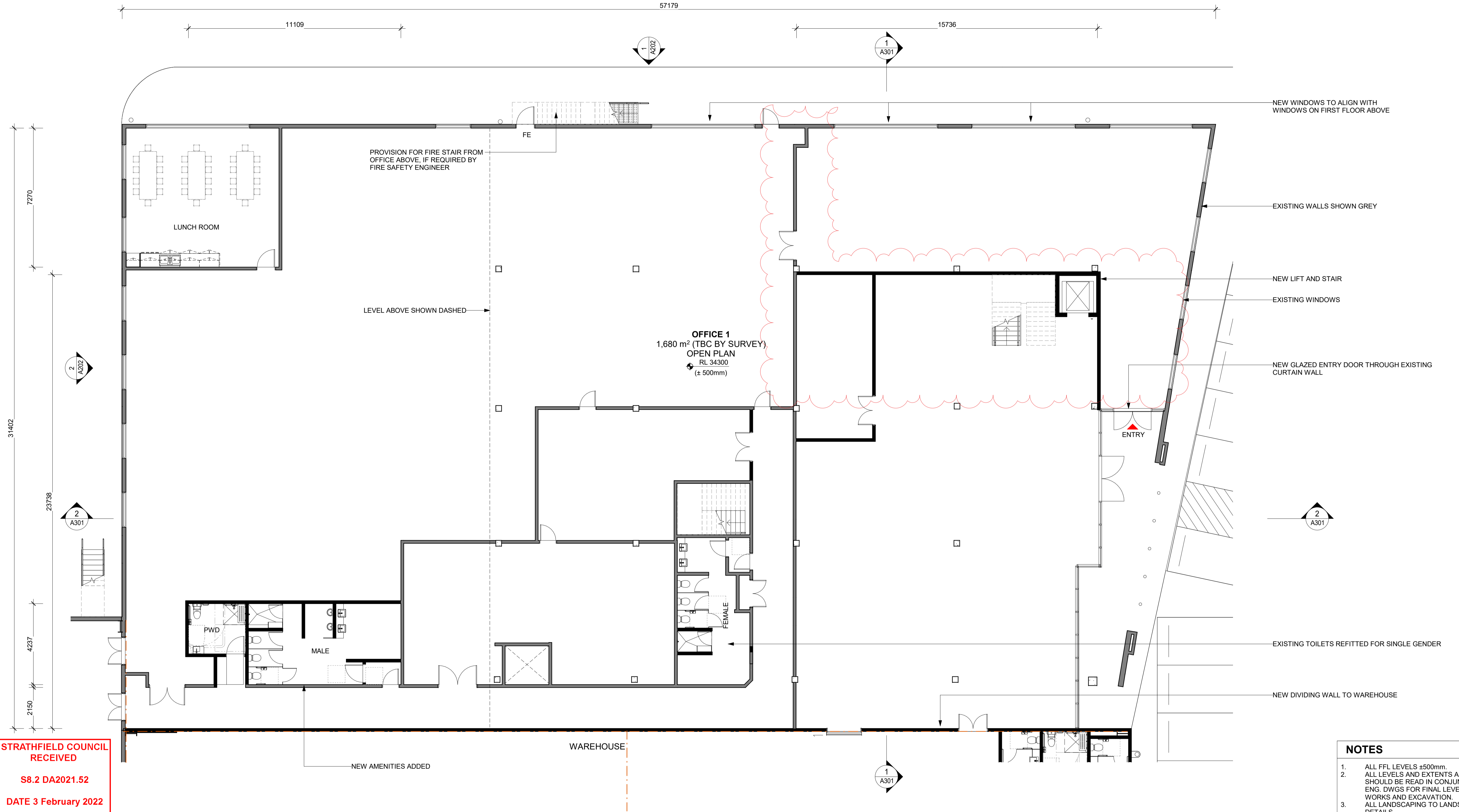
Drawn AM Checked MF PRINT DATE 25/01/2022 1:10:47 PM



Drawing Title
WAREHOUSE 1 EXPANSION PLAN

SHEET NUMBER
1190038_A103

ISSUE
G

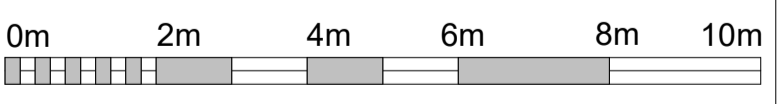


STRATHFIELD COUNCIL RECEIVED

S8.2 DA2021.52

DATE 3 February 2022

- NOTES**
1. ALL FFL LEVELS ±500mm.
 2. ALL LEVELS AND EXTENTS ARE INDICATIVE & SHOULD BE READ IN CONJUNCTION WITH CIVIL ENG. DWGS FOR FINAL LEVELS OF ALL EARTH WORKS AND EXCAVATION.
 3. ALL LANDSCAPING TO LANDSCAPE ARCHITECT'S DETAILS.
 4. ALL INFORMATION SUBJECT TO DETAILED DESIGN, BCA ASSESSMENT AND ENGINEERING INPUT.
 5. ALL MEASUREMENTS OF EXISTING STRUCTURES ARE APPROXIMATE ONLY, AND TO BE CONFIRMED ON SITE.



SCALE BAR 1:100 @ A1 ; 1: 200 @ A3

Notes

- This drawing and design is subject to Reid Campbell (NSW) Pty Ltd copyright and may not be reproduced without prior written consent.
- Contractor to verify all dimensions on site before commencing work.
- Report all discrepancies to project manager prior to construction.
- Figured dimensions to be taken in preference to scaled drawings.
- All work is to conform to relevant Australian Standards and other Codes as applicable, together with other Authorities' requirements and regulations.

Michael Morony NSWARB No. 8218

Issue	Description	Date	By	QA
A	PRELIMINARY ISSUE	27.11.2020	AM	MF
B	FULL SET ISSUE	14.12.2020	AM	MF
C	FOR COORDINATION	17.12.2020	AM	MF
D	DEVELOPMENT APPLICATION 01	29.01.2021	AM	MF
E	REVISED DA	17.06.2021	AM	MF
F	REVISED DA	27.07.2021	AM	MF
G	DA - S8.2 APPLICATION	25.01.2022	AM	MF

REIDCAMPBELL
Architecture, Interiors, Project Management

ACV 002 033 801 APRN 28 517 905 875
Level 15, 124 Walker Street
North Sydney NSW 2060 Australia
Tel: 61 02 9954 5011 Email: sydney@reidcampbell.com
Fax: 61 02 9954 4946 Web: www.reidcampbell.com

DEVELOPMENT APPLICATION

CLIENT
FIFECAPITAL

PROJECT MANAGER

PROJECT
PROPOSED INDUSTRIAL DEVELOPMENT
2-34 DAVIDSON ST GREENACRE NSW

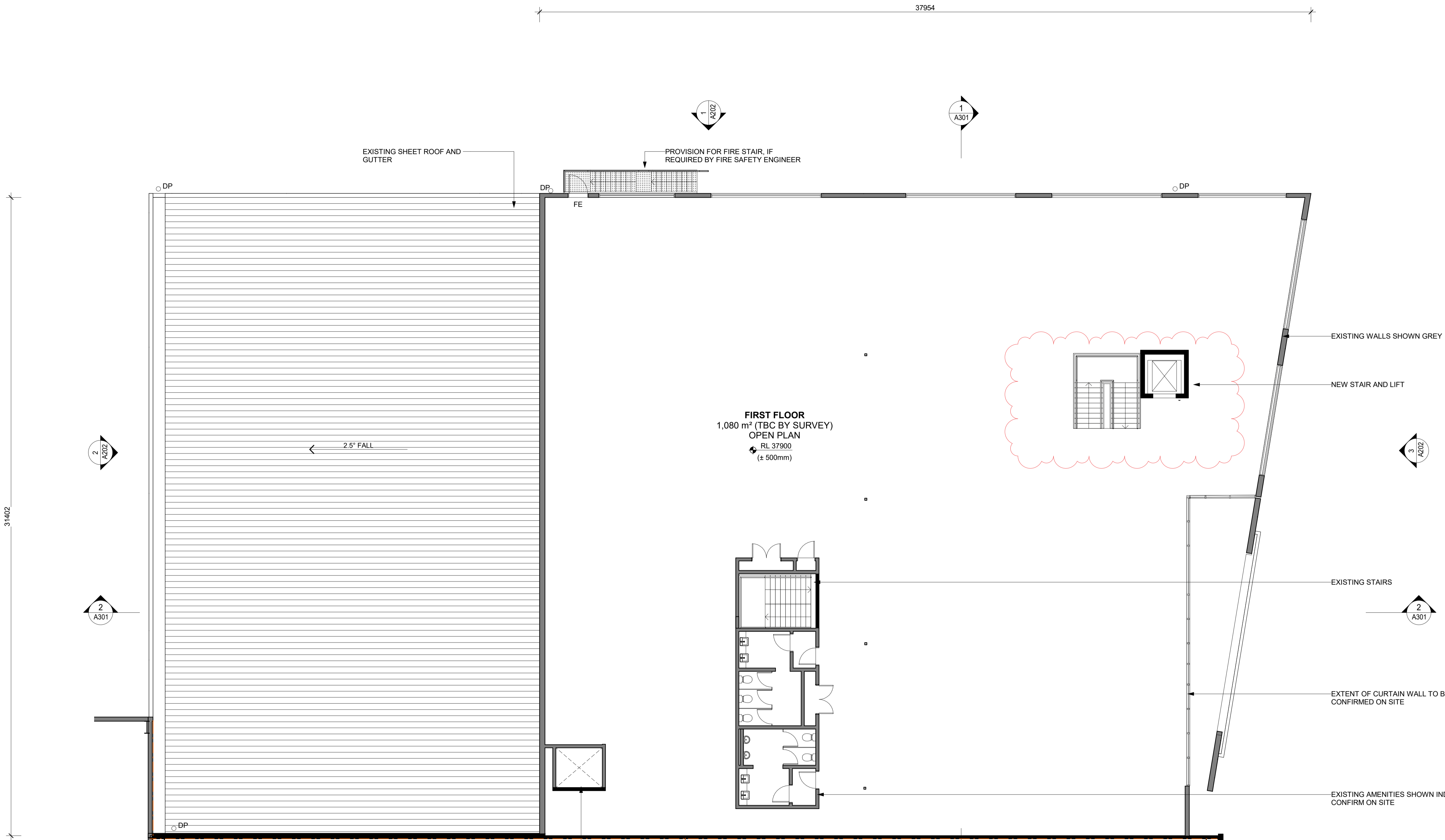
Drawn AM Checked MF PRINT DATE 25/01/2022 1:10:48 PM

NORTH POINT

Drawing Title
OFFICE 1 PLAN - GROUND FLOOR

SHEET NUMBER
1190038_A110

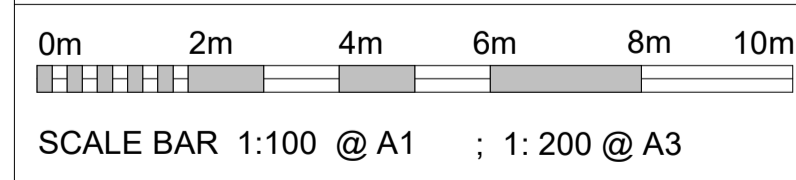
ISSUE
G



FIRST FLOOR
 1,080 m² (TBC BY SURVEY)
 OPEN PLAN
 RL 37900
 (± 500mm)

**STRATHFIELD COUNCIL
 RECEIVED**
S8.2 DA2021.52
DATE 3 February 2022

- NOTES**
1. ALL FFL LEVELS ±500mm.
 2. ALL LEVELS AND EXTENTS ARE INDICATIVE & SHOULD BE READ IN CONJUNCTION WITH CIVIL ENG. DWGS FOR FINAL LEVELS OF ALL EARTH WORKS AND EXCAVATION. ALL LANDSCAPING TO LANDSCAPE ARCHITECT'S DETAILS.
 3. ALL INFORMATION SUBJECT TO DETAILED DESIGN, BCA ASSESSMENT AND ENGINEERING INPUT. ALL MEASUREMENTS OF EXISTING STRUCTURES ARE APPROXIMATE ONLY, AND TO BE CONFIRMED ON SITE.



Notes
 -This drawing and design is subject to Reid Campbell (NSW) Pty Ltd copyright and may not be reproduced without prior written consent.
 -Contractor to verify all dimensions on site before commencing work.
 -Report all discrepancies to project manager prior to construction.
 -Figured dimensions to be taken in preference to scaled drawings.
 -All work is to conform to relevant Australian Standards and other Codes as applicable, together with other Authorities' requirements and regulations.
 Michael Morony NSWARB No. 8218

Issue	Description	Date	By	QA
A	PRELIMINARY ISSUE	27.11.2020	AM	MF
B	FULL SET ISSUE	14.12.2020	AM	MF
C	FOR COORDINATION	17.12.2020	AM	MF
D	DEVELOPMENT APPLICATION 01	29.01.2021	AM	MF
E	REVISED DA	17.06.2021	AM	MF
F	REVISED DA	21.06.2021	AM	MF
G	REVISED DA	27.07.2021	AM	MF
H	DA - S8.2 APPLICATION	25.01.2022	AM	MF

REID CAMPBELL
 Architecture, Interiors, Project Management
 ACN 002 033 801 ABRN 28 517 905 875
 Level 15, 124 Walker Street
 North Sydney NSW 2060 Australia
 Tel: 61 02 9554 5011 Email: sydney@reidcampbell.com
 Fax: 61 02 9554 4946 Web: www.reidcampbell.com

DEVELOPMENT APPLICATION

CLIENT
FIFECAPITAL

PROJECT MANAGER

PROJECT
PROPOSED INDUSTRIAL DEVELOPMENT
 2-34 DAVIDSON ST GREENACRE NSW

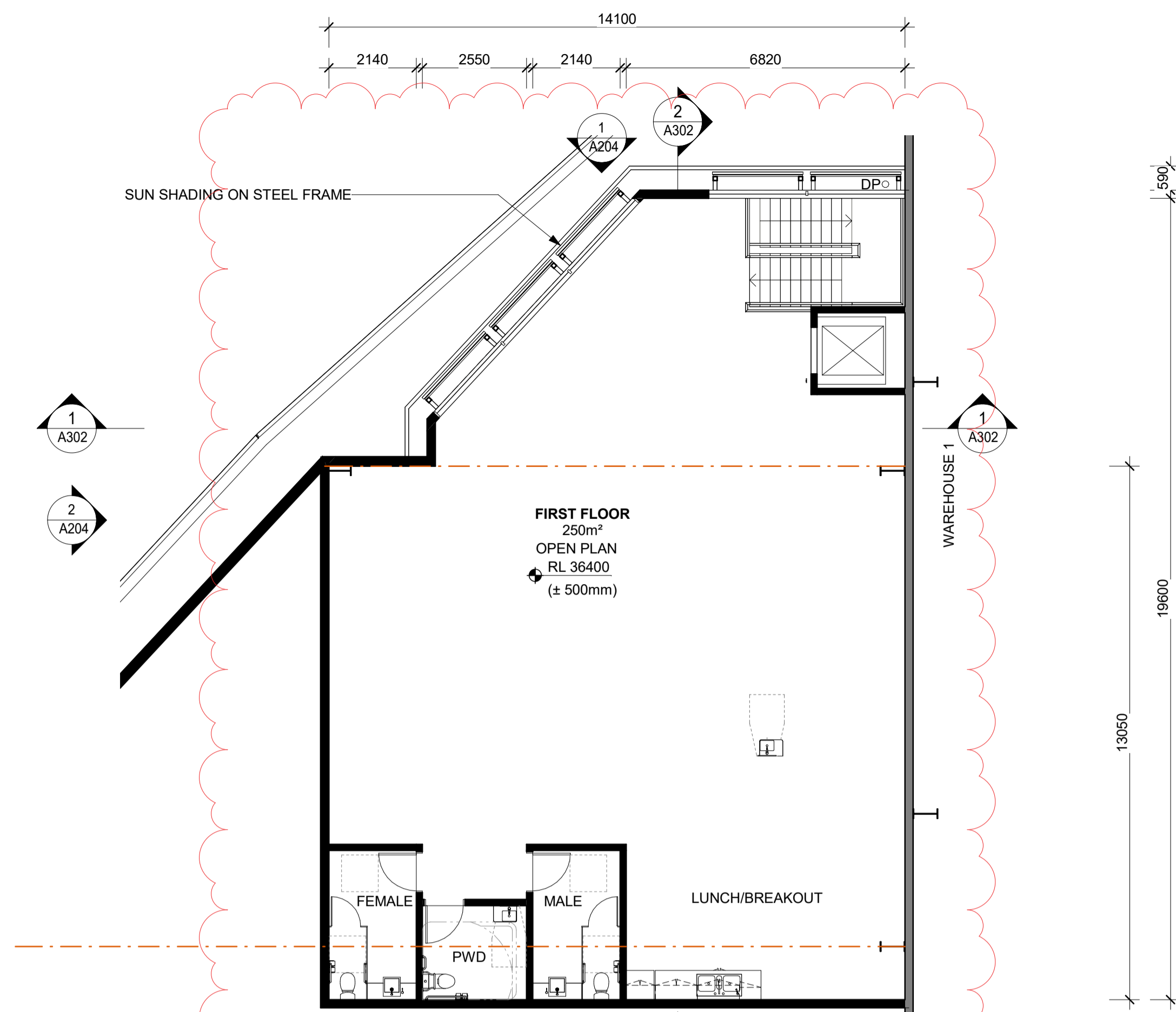
Drawn Checked PRINT DATE
 AM MF 25/01/2022 1:10:49 PM

NORTH POINT

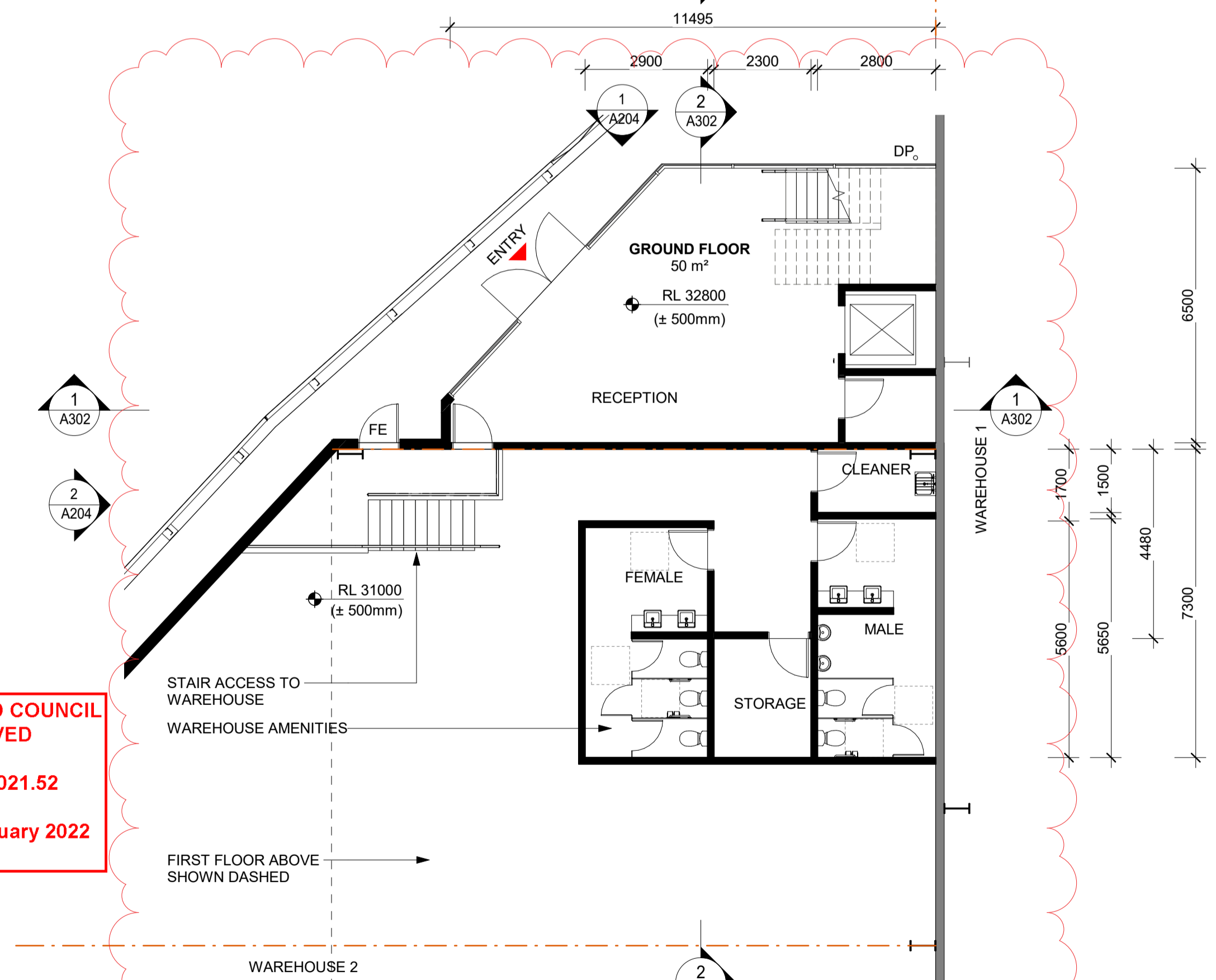
Drawing Title
OFFICE 1 PLAN - FIRST FLOOR

SHEET NUMBER
1190038_A111

ISSUE
H

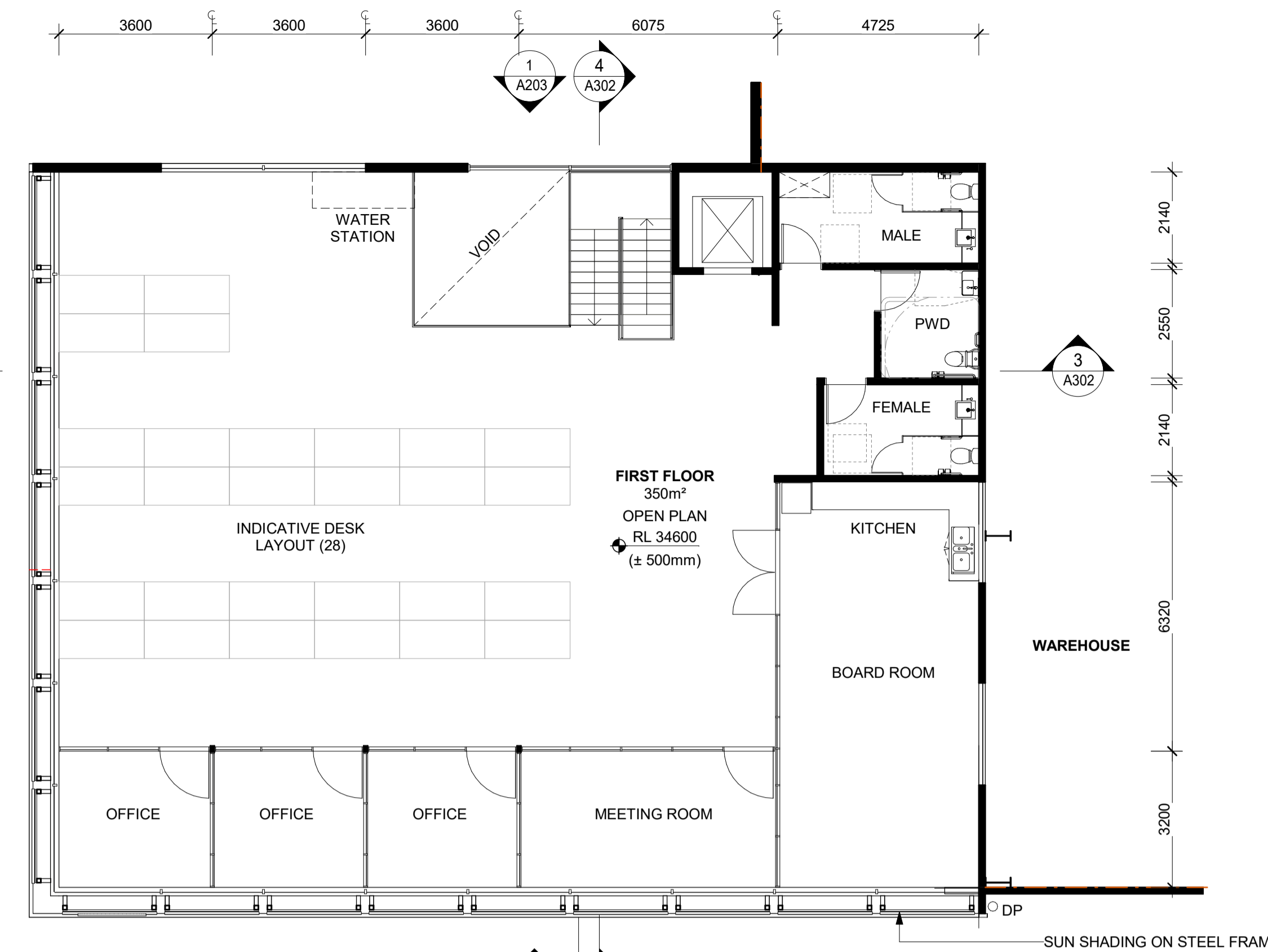


2 OFFICE 2B LEVEL 1
1:100

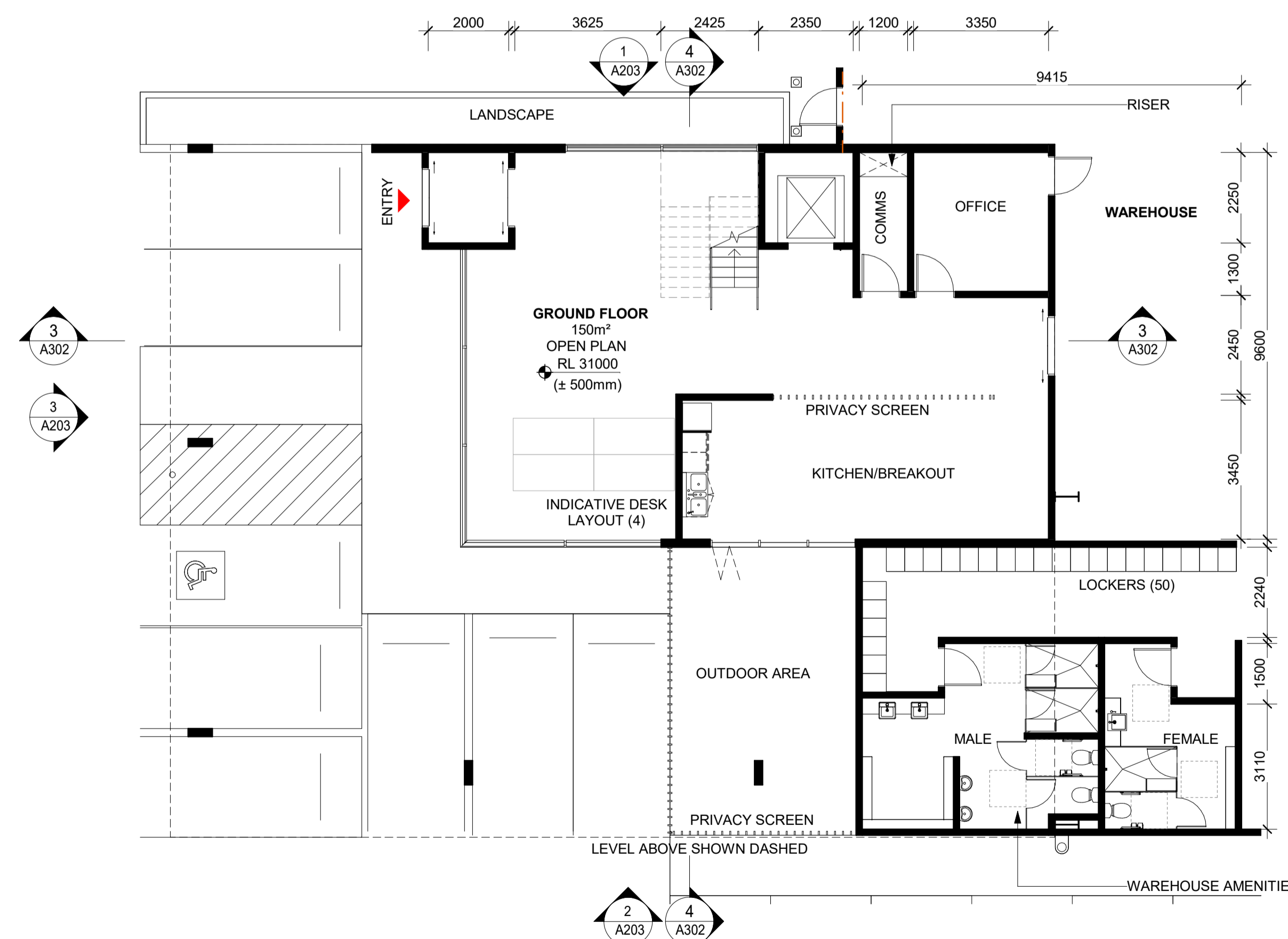


1 OFFICE 2B GROUND FLOOR
1:100

STRATHFIELD COUNCIL RECEIVED
S8.2 DA2021.52
DATE 3 February 2022

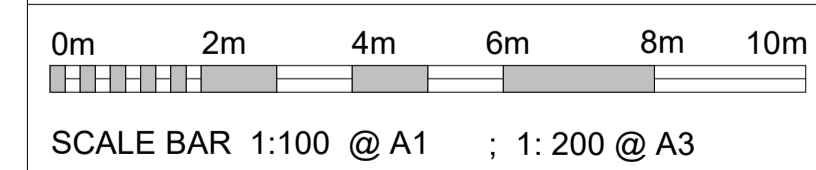


4 OFFICE 2A LEVEL 1
1:100



3 OFFICE 2A GROUND FLOOR
1:100

- NOTES**
- ALL FFL LEVELS ±500mm.
 - ALL LEVELS AND EXTENTS ARE INDICATIVE & SHOULD BE READ IN CONJUNCTION WITH CIVIL ENG. DWGS FOR FINAL LEVELS OF ALL EARTH WORKS AND EXCAVATION.
 - ALL LANDSCAPING TO LANDSCAPE ARCHITECT'S DETAILS.
 - ALL INFORMATION SUBJECT TO DETAILED DESIGN, BCA ASSESSMENT AND ENGINEERING INPUT.
 - ALL MEASUREMENTS OF EXISTING STRUCTURES ARE APPROXIMATE ONLY, AND TO BE CONFIRMED ON SITE.



Issue	Description	Date	By	QA
B	OFFICE 3 DRAFT	10.12.2020	AM	MF
C	FULL SET ISSUE	14.12.2020	AM	MF
D	FOR COORDINATION	17.12.2020	AM	MF
E	FOR TENANT SIGNOFF	06.01.2021	AM	MF
F	TENANT SIGN-OFF UPDATE	18.01.2021	AM	MF
G	DEVELOPMENT APPLICATION 01	21.01.2021	AM	MF
H	REVISED DA	17.06.2021	AM	MF
J	REVISED DA	21.06.2021	AM	MF
K	REVISED DA	27.07.2021	AM	MF
L	DA - S8.2 APPLICATION	25.01.2022	AM	MF

REIDCAMPBELL
Architecture, Interiors, Project Management
ACV 002 033 801 APR 28 2017 9:05 875
Level 15, 124 Walker Street
North Sydney NSW 2060 Australia
Tel: 61 02 9954 5011 Email: sydney@reidcampbell.com
Fax: 61 02 9954 4946 Web: www.reidcampbell.com

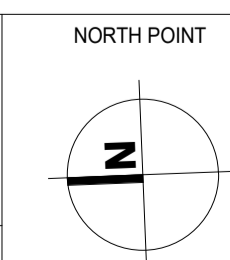
DEVELOPMENT APPLICATION

CLIENT
FIFECAPITAL



PROJECT
PROPOSED INDUSTRIAL DEVELOPMENT
2-34 DAVIDSON ST GREENACRE NSW

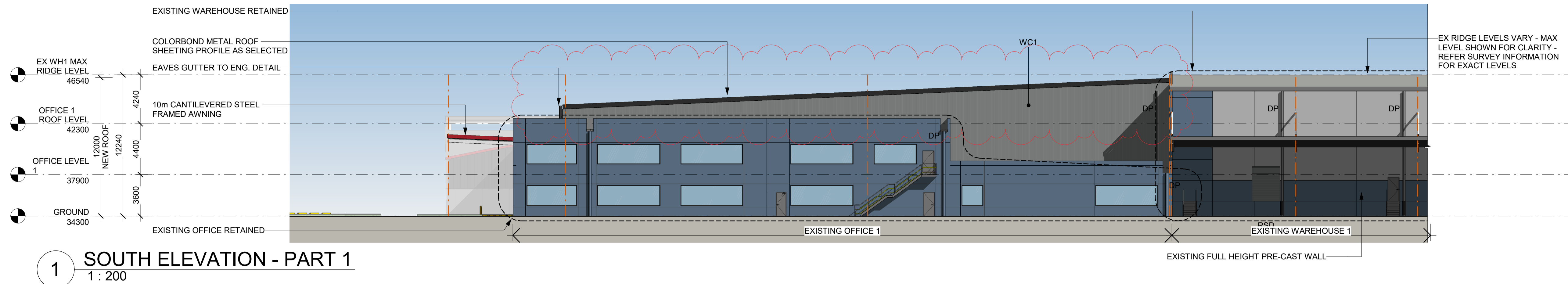
Drawn AM Checked MF PRINT DATE 25/01/2022 2:45:49 PM



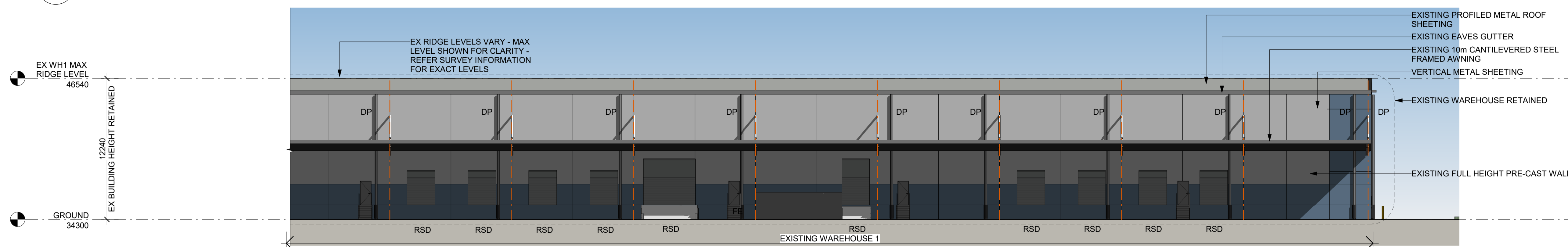
Drawing Title
OFFICE 2A & B PLANS

SHEET NUMBER
1190038_A112

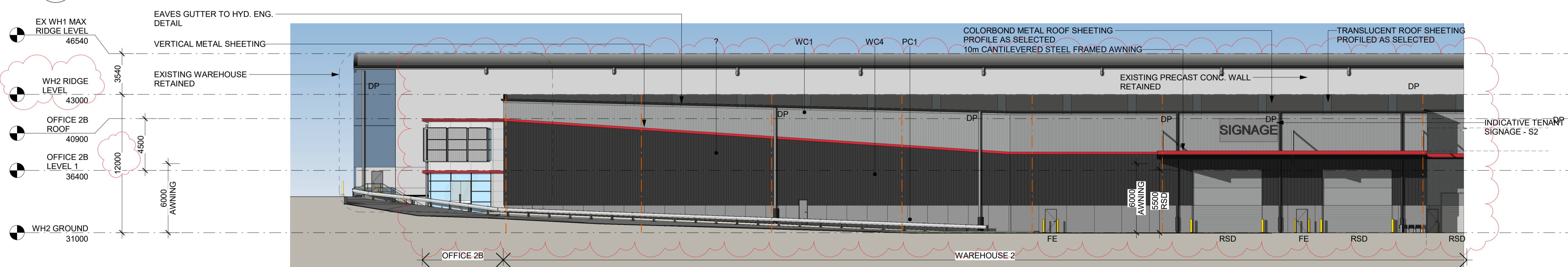
ISSUE
L



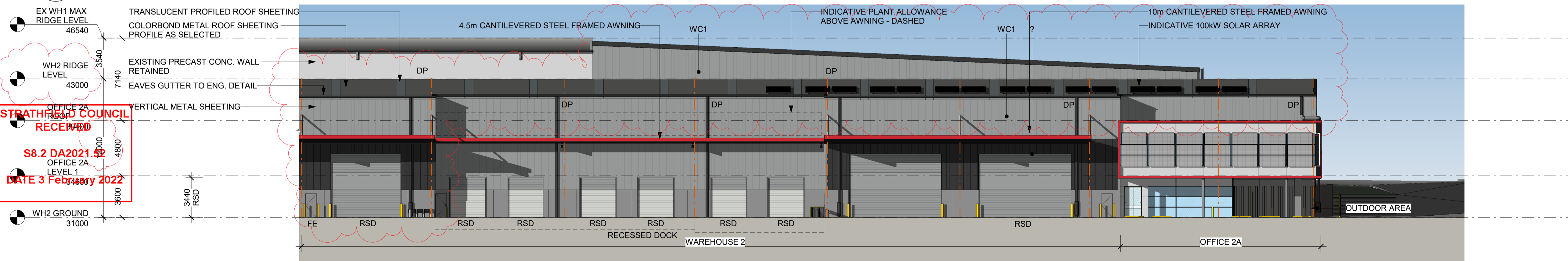
1 SOUTH ELEVATION - PART 1
1: 200



2 SOUTH ELEVATION - PART 2
1: 200



3 NORTH ELEVATION - PART 1
1: 200

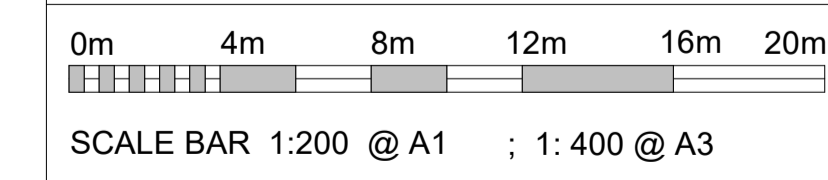


4 NORTH ELEVATION - PART 2
1: 200

CC CORE COLOUR SCHEME	RF1 METAL PROFILED ROOF SHEETING 'SHALE GREY'
WC1 COLORBOND CLADDING 'WINDSPRAY'	RF2 TRANSLUCENT PROFILED ROOF SHEETING
WC2 COLORBOND CLADDING 'SHALE GREY'	RSD1 METAL SHEETING 'WINDSPRAY'
WC3 COLORBOND CLADDING CORE COLOUR	GL1 TINTED CLEAR VISION GLAZING (LOW REFL.)
WC4 COLORBOND CLADDING 'MONUMENT'	GL2 SPANDREL SHADOWBOX GLAZING (LOW REFL.)
WC5 FIBRE CEMENT CLADDING, OR SIMILAR	TB1 TIMBER LOOK BLADES OR SIMILAR
PC1 PRECAST PANEL PAINTED 'BASALT'	PT1 CORE COLOUR PAINT 'FIFE RED'

ABBREVIATION	
DP	DOWN PIPE
FE	FIRE EXIT DOOR
RSD	ROLLER SHUTTER DOOR

- NOTES**
- ALL FFL LEVELS ±500mm.
 - ALL LEVELS AND EXTENTS ARE INDICATIVE & SHOULD BE READ IN CONJUNCTION WITH CIVIL ENG. DWGS FOR FINAL LEVELS OF ALL EARTH WORKS AND EXCAVATION. ALL LANDSCAPING TO LANDSCAPE ARCHITECT'S DETAILS.
 - ALL INFORMATION SUBJECT TO DETAILED DESIGN, BCA ASSESSMENT AND ENGINEERING INPUT.
 - ALL MEASUREMENTS OF EXISTING STRUCTURES ARE APPROXIMATE ONLY, AND TO BE CONFIRMED ON SITE.



Notes
-This drawing and design is subject to Reid Campbell (NSW) Pty Ltd copyright and may not be reproduced without prior written consent.
-Contractor to verify all dimensions on site before commencing work.
-Report all discrepancies to project manager prior to construction.
-Figured dimensions to be taken in preference to scaled drawings.
-All work is to conform to relevant Australian Standards and other Codes as applicable, together with other Authorities' requirements and regulations.
Michael Morony NSWARB No. 8218

Issue	Description	Date	By	QA
A	DRAFT FOR COORDINATION	25.11.2020	AM	MF
B	PRELIMINARY ISSUE	27.11.2020	AM	MF
C	FULL SET ISSUE	14.12.2020	AM	MF
D	FOR COORDINATION	17.12.2020	AM	MF
E	DEVELOPMENT APPLICATION 01	29.01.2021	AM	MF
F	REVISED DA	17.06.2021	AM	MF
G	REVISED DA	27.07.2021	AM	MF
H	DA - Revised Ex Ridge Level	03.11.2021	AM	MF
J	Revised Tenancy Plan	02.11.2021	AM	MF
K	DA - S8.2 APPLICATION	25.01.2022	AM	MF

REIDCAMPBELL
Architecture, Interiors, Project Management
ACN 002 033 801 APN 28 517 905 875
Level 15, 124 Walker Street
North Sydney NSW 2060 Australia
Tel: 61 02 9954 5011 Email: sydney@reidcampbell.com
Fax: 61 02 9954 4946 Web: www.reidcampbell.com

DEVELOPMENT APPLICATION

CLIENT
FIFECAPITAL

PROJECT MANAGER

PROJECT
PROPOSED INDUSTRIAL DEVELOPMENT
2-34 DAVIDSON ST GREENACRE NSW

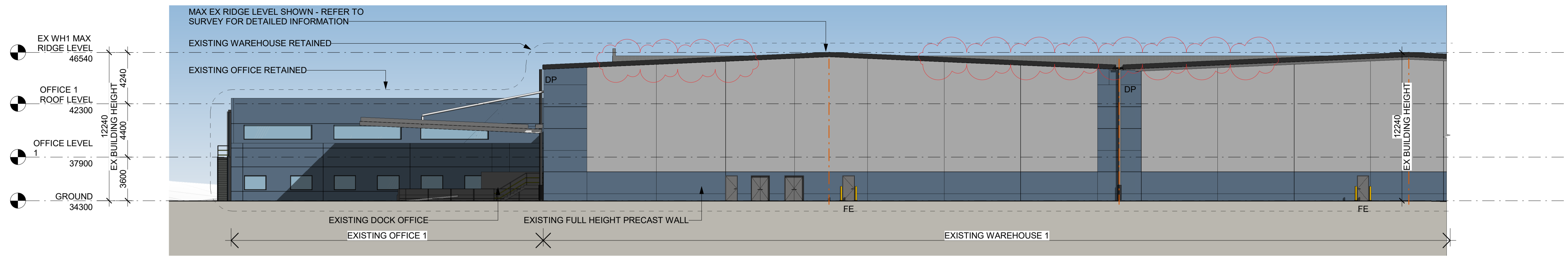
NORTH POINT
N/A

Drawing Title
WAREHOUSE ELEVATIONS (NORTH AND SOUTH)

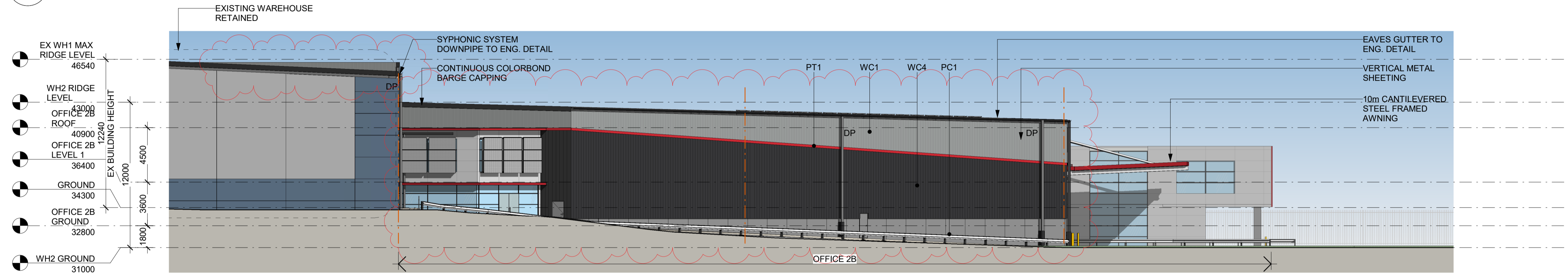
SHEET NUMBER
1190038_A200

ISSUE
K

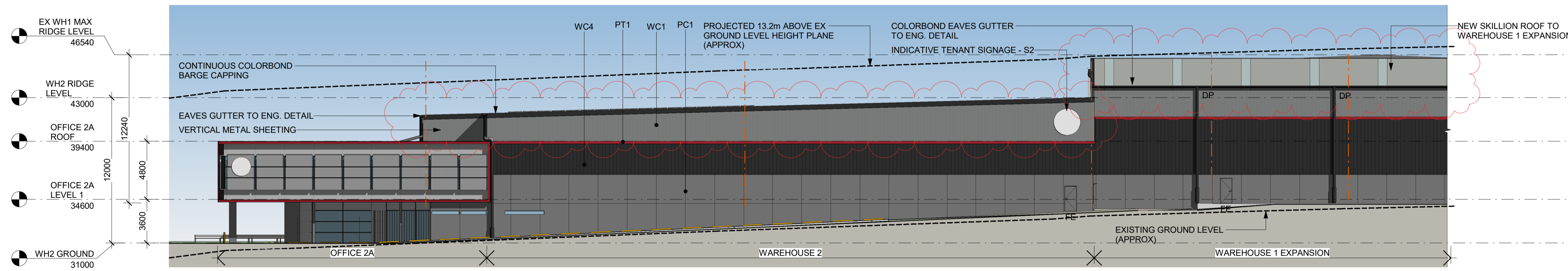
BIM 360://1190038_FIFE_Davidson St Chullora/1190038_FIFE CHULLORA_DA_R19.rvt



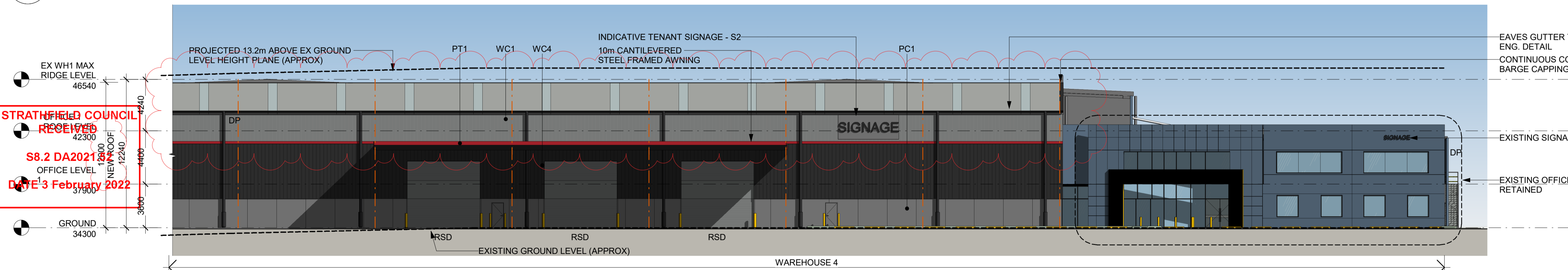
1 EAST ELEVATION - PART 1
1 : 200



2 EAST ELEVATION - PART 2
1 : 200



3 WEST ELEVATION - PART 1
1 : 200



4 WEST ELEVATION - PART 2
1 : 200

CC CORE COLOUR SCHEME	RF1 METAL PROFILED ROOF SHEETING 'SHALE GREY'
WC1 COLORBOND CLADDING 'WINDSPRAY'	RF2 TRANSLUCENT PROFILED ROOF SHEETING
WC2 COLORBOND CLADDING 'SHALE GREY'	RSD1 METAL SHEETING 'WINDSPRAY'
WC3 COLORBOND CLADDING CORE COLOUR	GL1 TINTED CLEAR VISION GLAZING (LOW REFL.)
WC4 COLORBOND CLADDING 'MONUMENT'	GL2 SPANDREL SHADOWBOX GLAZING (LOW REFL.)
WC5 FIBRE CEMENT CLADDING, OR SIMILAR	TB1 TIMBER LOOK BLADES OR SIMILAR
PC1 PRECAST PANEL PAINTED 'BASALT'	PT1 CORE COLOUR PAINT 'FIFE RED'

ABBREVIATION

DP	DOWN PIPE
FE	FIRE EXIT DOOR
RSD	ROLLER SHUTTER DOOR

NOTES

- ALL FFL LEVELS ±500mm.
- ALL LEVELS AND EXTENTS ARE INDICATIVE & SHOULD BE READ IN CONJUNCTION WITH CIVIL ENG. DWGS FOR FINAL LEVELS OF ALL EARTH WORKS AND EXCAVATION. ALL LANDSCAPING TO LANDSCAPE ARCHITECT'S DETAILS.
- ALL INFORMATION SUBJECT TO DETAILED DESIGN, BCA ASSESSMENT AND ENGINEERING INPUT.
- ALL MEASUREMENTS OF EXISTING STRUCTURES ARE APPROXIMATE ONLY, AND TO BE CONFIRMED ON SITE.



SCALE BAR 1:200 @ A1 ; 1:400 @ A3

STRATHFIELD COUNCIL
RECEIVED
S8.2 DA2021
DATE 3 February 2022

Notes
-This drawing and design is subject to Reid Campbell (NSW) Pty Ltd copyright and may not be reproduced without prior written consent.
-Contractor to verify all dimensions on site before commencing work.
-Report all discrepancies to project manager prior to construction.
-Figured dimensions to be taken in preference to scaled drawings.
-All work is to conform to relevant Australian Standards and other Codes as applicable, together with other Authorities' requirements and regulations.
Michael Morony NSWARB No. 8218

Issue	Description	Date	By	QA
A	PRELIMINARY ISSUE	27.11.2020	AM	MF
B	FULL SET ISSUE	14.12.2020	AM	MF
C	FOR COORDINATION	17.12.2020	AM	MF
D	DEVELOPMENT APPLICATION 01	29.01.2021	AM	MF
E	REVISED DA	17.06.2021	AM	MF
F	REVISED DA	27.07.2021	AM	MF
G	DA - Revised Ex Ridge Level	03.11.2021	AM	MF
H	DA - S8.2 APPLICATION	25.01.2022	AM	MF

REID CAMPBELL
Architecture, Interiors, Project Management
ACV 002 033 801 APR 28 917 905 875
Level 15, 124 Walker Street
North Sydney NSW 2060 Australia
Tel: 61 02 9954 5011 Email: sydney@reidcampbell.com
Fax: 61 02 9954 4946 Web: www.reidcampbell.com

DEVELOPMENT APPLICATION

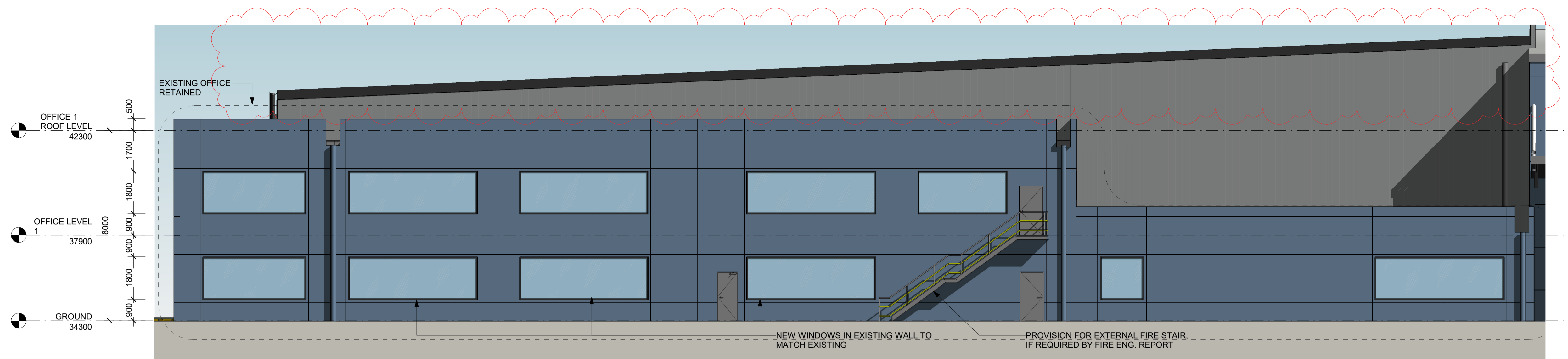
CLIENT
FIFECAPITAL

PROJECT MANAGER

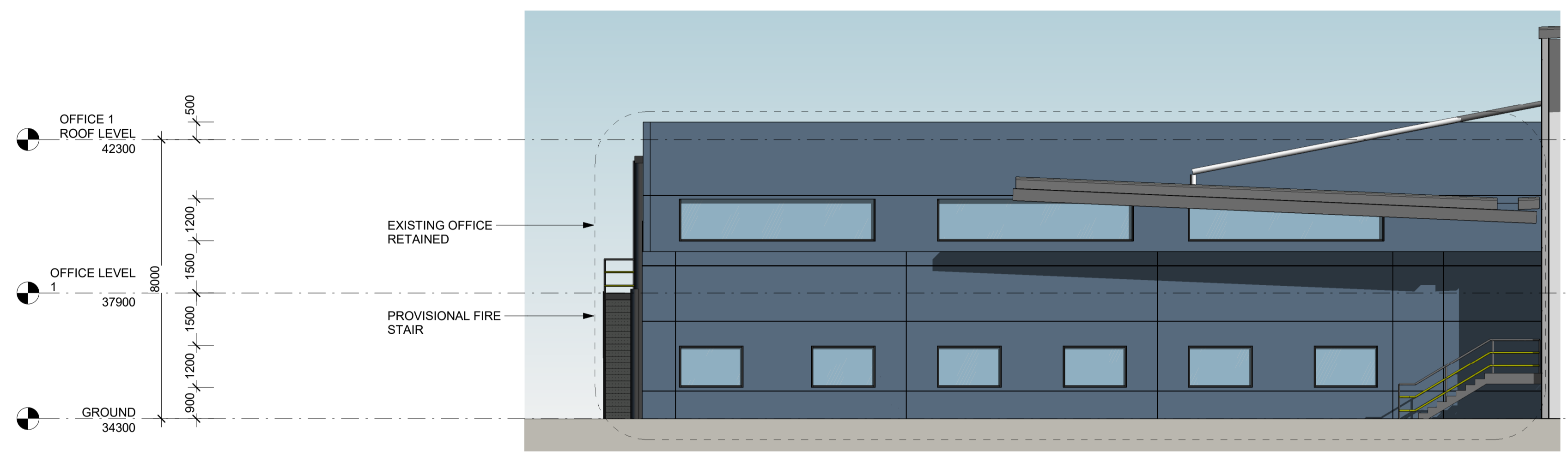
PROJECT
PROPOSED INDUSTRIAL DEVELOPMENT
2-34 DAVIDSON ST GREENACRE NSW
Drawn AM Checked MF PRINT DATE 25/01/2022 2:47:10 PM

NORTH POINT
N/A


Drawing Title
WAREHOUSE ELEVATIONS (EAST AND WEST)
SHEET NUMBER
1190038_A201
ISSUE
H



1 OFFICE 1 SOUTH ELEVATION
1:100



2 OFFICE 1 EAST ELEVATION
1:100

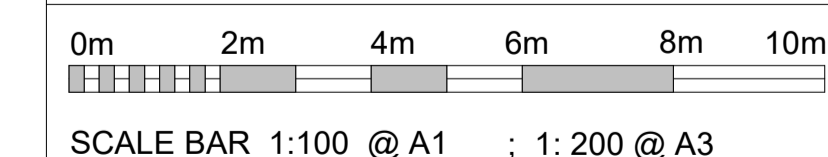


3 OFFICE 1 WEST ELEVATION
1:100

CC CORE COLOUR SCHEME	RF1 METAL PROFILED ROOF SHEETING 'SHALE GREY'
WC1 COLORBOND CLADDING 'WINDSPRAY'	RF2 TRANSLUCENT PROFILED ROOF SHEETING
WC2 COLORBOND CLADDING 'SHALE GREY'	RSD1 METAL SHEETING 'WINDSPRAY'
WC3 COLORBOND CLADDING CORE COLOUR	GL1 TINTED CLEAR VISION GLAZING (LOW REFL.)
WC4 COLORBOND CLADDING 'MONUMENT'	GL2 SPANDREL SHADOWBOX GLAZING (LOW REFL.)
WC5 FIBRE CEMENT CLADDING, OR SIMILAR	TB1 TIMBER LOOK BLADES OR SIMILAR
PC1 PRECAST PANEL PAINTED 'BASALT'	PT1 CORE COLOUR PAINT 'FIFE RED'

ABBREVIATION	
DP	DOWN PIPE
FE	FIRE EXIT DOOR
RSD	ROLLER SHUTTER DOOR

- NOTES**
- ALL FFL LEVELS ±500mm.
 - ALL LEVELS AND EXTENTS ARE INDICATIVE & SHOULD BE READ IN CONJUNCTION WITH CIVIL ENG. DWGS FOR FINAL LEVELS OF ALL EARTH WORKS AND EXCAVATION.
 - ALL LANDSCAPING TO LANDSCAPE ARCHITECT'S DETAILS.
 - ALL INFORMATION SUBJECT TO DETAILED DESIGN, BCA ASSESSMENT AND ENGINEERING INPUT.
 - ALL MEASUREMENTS OF EXISTING STRUCTURES ARE APPROXIMATE ONLY, AND TO BE CONFIRMED ON SITE.



STRATHFIELD COUNCIL RECEIVED
S8.2 DA2021.52
DATE 3 February 2022

Notes
-This drawing and design is subject to Reid Campbell (NSW) Pty Ltd copyright and may not be reproduced without prior written consent.
-Contractor to verify all dimensions on site before commencing work.
-Report all discrepancies to project manager prior to construction.
-Figured dimensions to be taken in preference to scaled drawings.
-All work is to conform to relevant Australian Standards and other Codes as applicable, together with other Authorities' requirements and regulations.
Michael Morony NSWARB No. 8218

Issue	Description	Date	By	QA
A	FULL SET ISSUE	14.12.2020	AM	MF
B	FOR COORDINATION	17.12.2020	AM	MF
C	DEVELOPMENT APPLICATION 01	29.01.2021	AM	MF
D	REVISED DA	17.06.2021	AM	MF
E	REVISED DA	21.06.2021	AM	MF
F	REVISED DA	27.07.2021	AM	MF
G	DA - S8.2 APPLICATION	25.01.2022	AM	MF

REIDCAMPBELL
Architecture, Interiors, Project Management
ACN 002 033 801 AFRN 28 517 905 875
Level 15, 124 Walker Street
North Sydney NSW 2060 Australia
Tel: 61 02 9954 5011 Email: sydney@reidcampbell.com
Fax: 61 02 9954 4946 Web: www.reidcampbell.com

DEVELOPMENT APPLICATION

CLIENT
FIFECAPITAL

PROJECT MANAGER

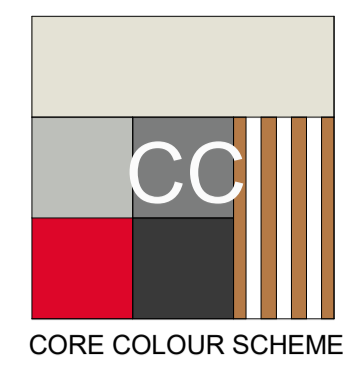
PROJECT
PROPOSED INDUSTRIAL DEVELOPMENT
2-34 DAVIDSON ST GREENACRE NSW

NORTH POINT
N/A

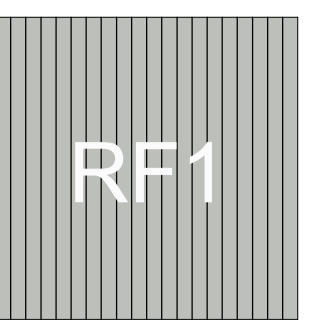
Drawing Title
OFFICE ELEVATIONS 1
SHEET NUMBER
1190038_A202
ISSUE
G




1 OFFICE 2A EAST ELEVATION
1 : 100



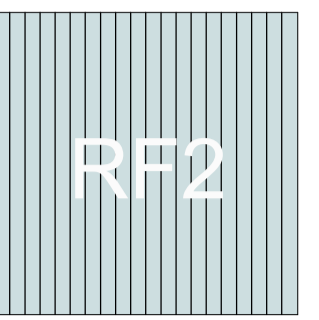
CC CORE COLOUR SCHEME




RF1 METAL PROFILED ROOF SHEETING 'SHALE GREY'



WC1 COLORBOND CLADDING 'WINDSPRAY'




RF2 TRANSLUCENT PROFILED ROOF SHEETING



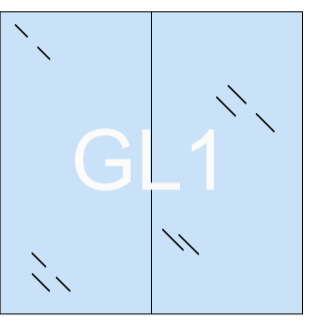
WC2 COLORBOND CLADDING 'SHALE GREY'




RSD1 METAL SHEETING 'WINDSPRAY'



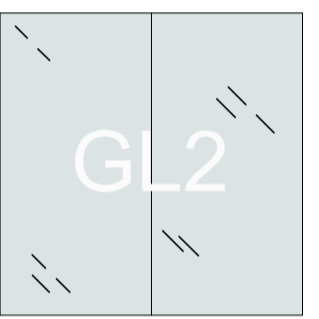
WC3 COLORBOND CLADDING CORE COLOUR



GL1 TINTED CLEAR VISION GLAZING (LOW REFL.)




WC4 COLORBOND CLADDING 'MONUMENT'




GL2 SPANDREL SHADOWBOX GLAZING (LOW REFL.)



WC5 FIBRE CEMENT CLADDING, OR SIMILAR



TB1 TIMBER LOOK BLADES OR SIMILAR



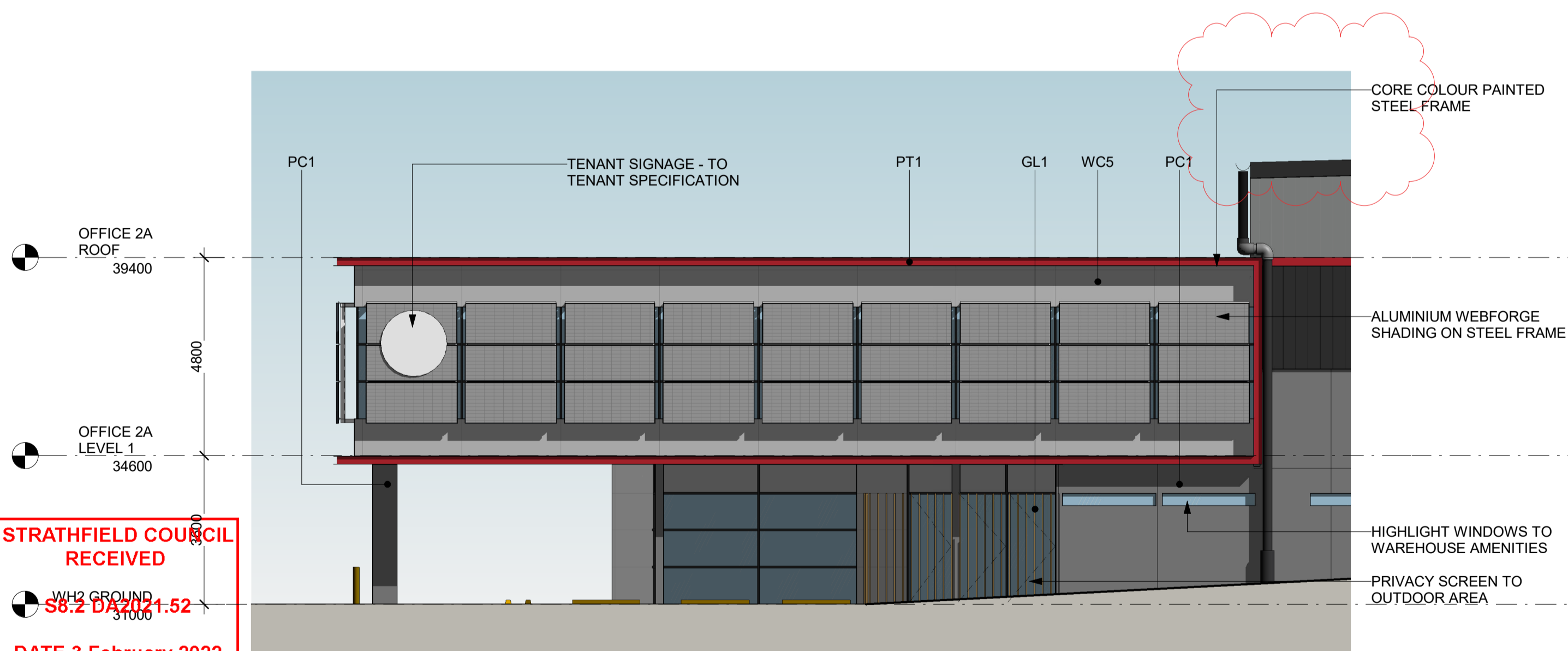
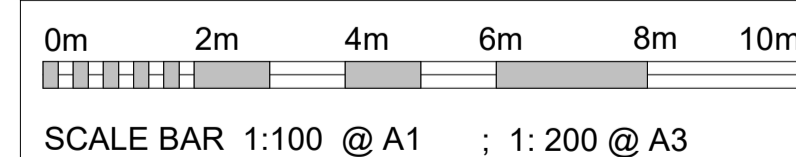
PC1 PRECAST PANEL PAINTED 'BASALT'



PT1 CORE COLOUR PAINT 'FIRE RED'

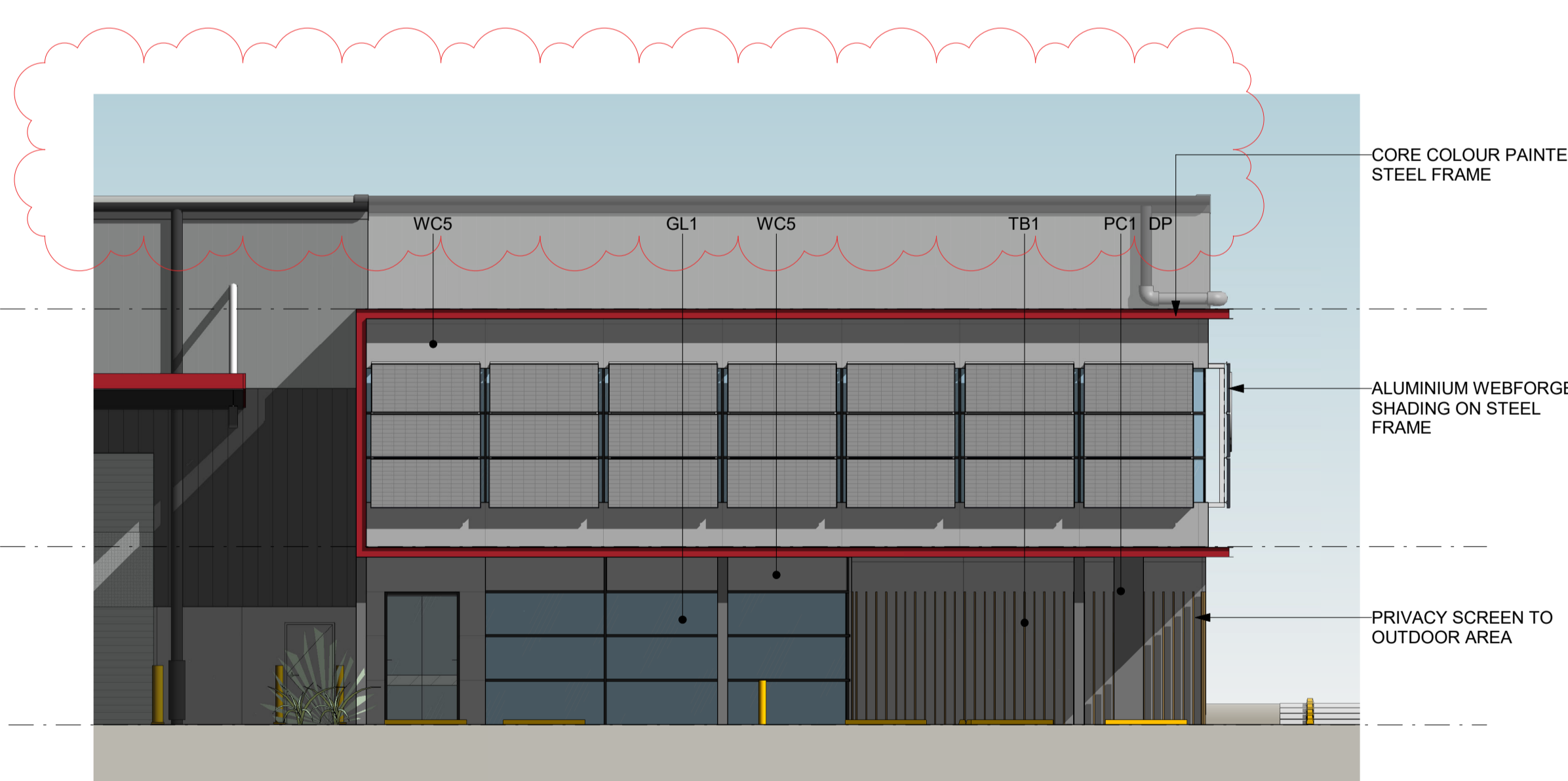
ABBREVIATION	
DP	DOWN PIPE
FE	FIRE EXIT DOOR
RSD	ROLLER SHUTTER DOOR

- NOTES**
- ALL FFL LEVELS ±500mm.
 - ALL LEVELS AND EXTENTS ARE INDICATIVE & SHOULD BE READ IN CONJUNCTION WITH CIVIL ENG. DWGS FOR FINAL LEVELS OF ALL EARTH WORKS AND EXCAVATION.
 - ALL LANDSCAPING TO LANDSCAPE ARCHITECT'S DETAILS.
 - ALL INFORMATION SUBJECT TO DETAILED DESIGN, BCA ASSESSMENT AND ENGINEERING INPUT.
 - ALL MEASUREMENTS OF EXISTING STRUCTURES ARE APPROXIMATE ONLY, AND TO BE CONFIRMED ON SITE.



2 OFFICE 2A WEST ELEVATION
1 : 100

STRATHFIELD COUNCIL RECEIVED
S8.2 DA 2021-52
DATE 3 February 2022



3 OFFICE 2A NORTH ELEVATION
1 : 100

Issue	Description	Date	By	QA
A	OFFICE 3 DRAFT	10.12.2020	AM	MF
B	FULL SET ISSUE	14.12.2020	AM	MF
C	FOR COORDINATION	17.12.2020	AM	MF
D	FOR TENANT SIGNOFF	06.01.2021	AM	MF
E	TENANT SIGN-OFF UPDATE	18.01.2021	AM	MF
F	DEVELOPMENT APPLICATION 01	29.01.2021	AM	MF
G	REVISED DA	17.06.2021	AM	MF
H	REVISED DA	21.06.2021	AM	MF
J	REVISED DA	27.07.2021	AM	MF
K	DA - S8.2 APPLICATION	25.01.2022	AM	MF

REIDCAMPBELL
Architecture, Interiors, Project Management
ACN 002 033 801 ABN 28 517 905 875
Level 15, 124 Walker Street
North Sydney NSW 2060 Australia
Tel: 61 02 9954 5011 Email: sydney@reidcampbell.com
Fax: 61 02 9954 4946 Web: www.reidcampbell.com

DEVELOPMENT APPLICATION

CLIENT
FIFECAPITAL

PROJECT MANAGER

PROJECT
PROPOSED INDUSTRIAL DEVELOPMENT
2-34 DAVIDSON ST GREENACRE NSW

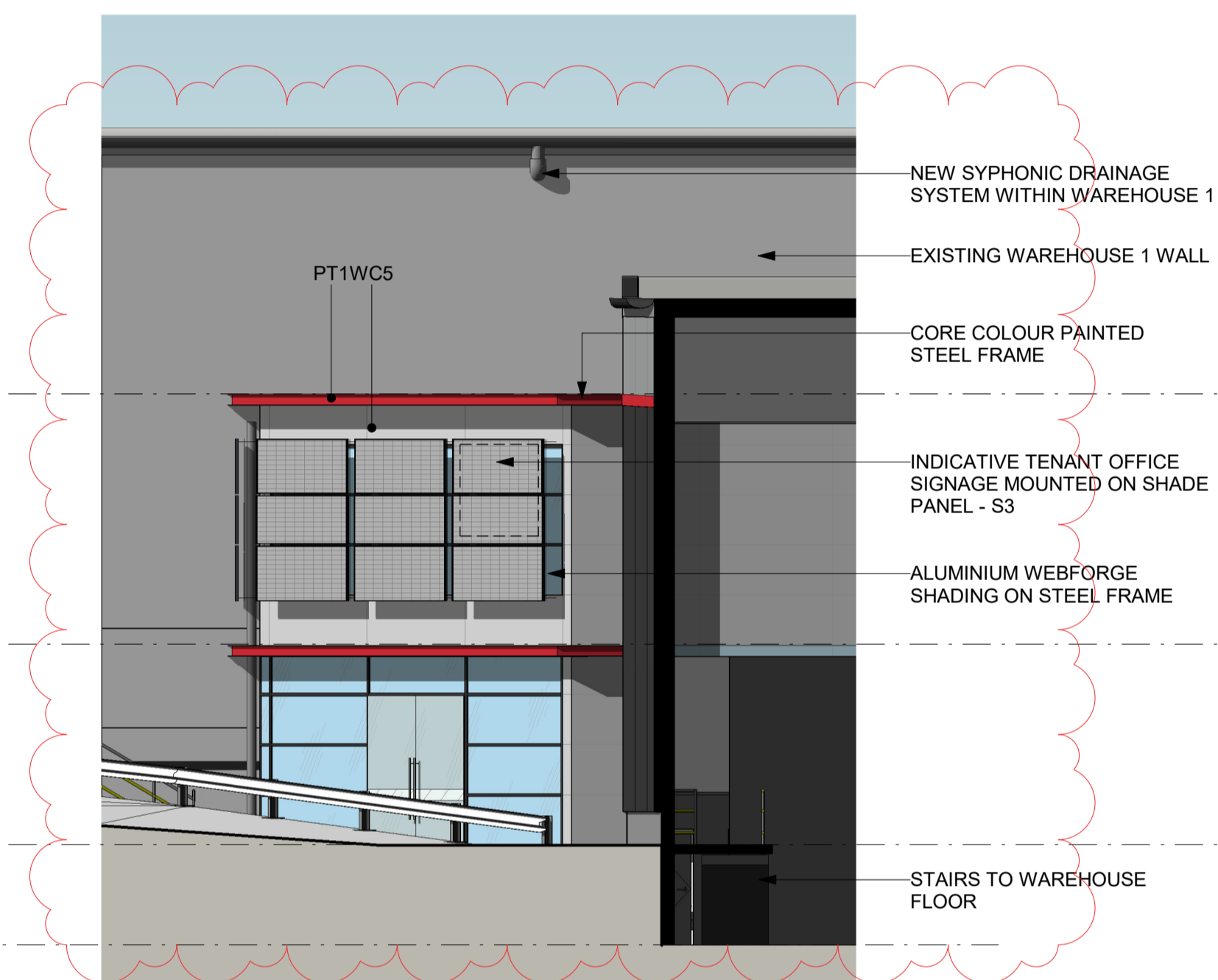
NORTH POINT
N/A

Drawn AM Checked MF PRINT DATE 25/01/2022 1:11:27 PM

Drawing Title
OFFICE ELEVATIONS 2A
SHEET NUMBER
1190038_A203
ISSUE
K



1 OFFICE 2B EAST ELEVATION
A112 1 : 100



2 OFFICE 2B NORTH ELEVATION
A112 1 : 100

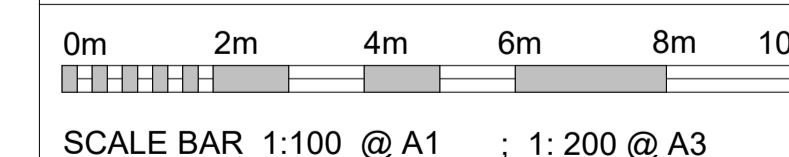
**STRATHFIELD COUNCIL
RECEIVED**

S8.2 DA2021.52

DATE 3 February 2022

ABBREVIATION	
DP	DOWN PIPE
FE	FIRE EXIT DOOR
RSD	ROLLER SHUTTER DOOR

- NOTES**
- ALL FFL LEVELS ±500mm.
 - ALL LEVELS AND EXTENTS ARE INDICATIVE & SHOULD BE READ IN CONJUNCTION WITH CIVIL ENG. DWGS FOR FINAL LEVELS OF ALL EARTH WORKS AND EXCAVATION.
 - ALL LANDSCAPING TO LANDSCAPE ARCHITECT'S DETAILS.
 - ALL INFORMATION SUBJECT TO DETAILED DESIGN, BCA ASSESSMENT AND ENGINEERING INPUT.
 - ALL MEASUREMENTS OF EXISTING STRUCTURES ARE APPROXIMATE ONLY, AND TO BE CONFIRMED ON SITE.



Issue	Description	Date	By	QA
A	FULL SET ISSUE	14.12.2020	AM	MF
B	FOR COORDINATION	17.12.2020	AM	MF
C	DEVELOPMENT APPLICATION 01	29.01.2021	AM	MF
D	REVISED DA	17.06.2021	AM	MF
E	REVISED DA	21.06.2021	AM	MF
F	REVISED DA	27.07.2021	AM	MF
G	DA - S8.2 APPLICATION	25.01.2022	AM	MF

REIDCAMPBELL
Architecture, Interiors, Project Management
ACN 002 033 801 ABRN 28 317 905 875
Level 15, 124 Walker Street
North Sydney NSW 2060 Australia
Tel: 61 02 9954 5011 Email: sydney@reidcampbell.com
Fax: 61 02 9954 4946 Web: www.reidcampbell.com

**DEVELOPMENT
APPLICATION**

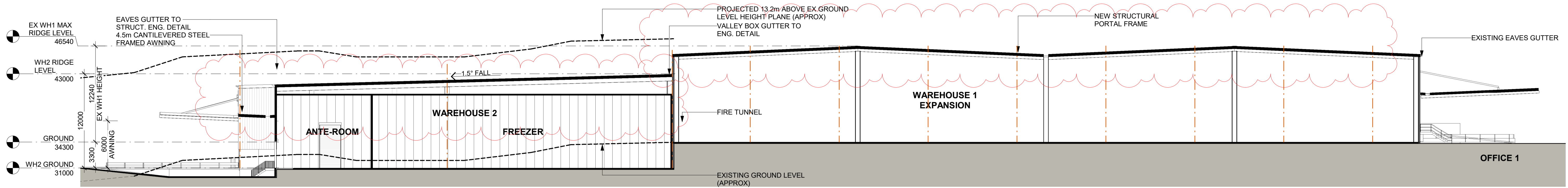
CLIENT
FIFECAPITAL

PROJECT MANAGER

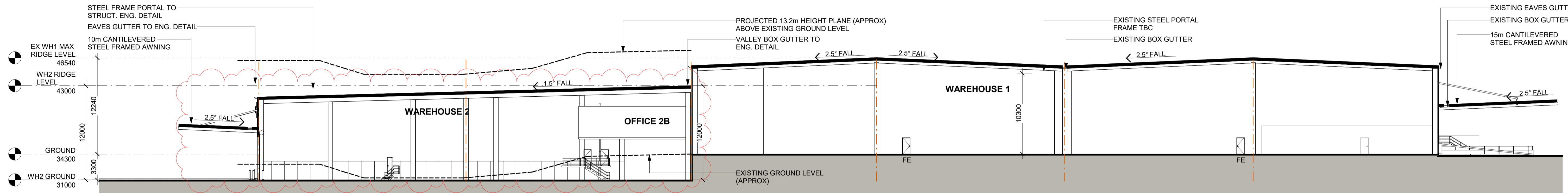
PROJECT
PROPOSED INDUSTRIAL
DEVELOPMENT
2-34 DAVIDSON ST GREENACRE NSW
Drawn AM Checked MF PRINT DATE 25/01/2022 2:48:33 PM

NORTH POINT
N/A

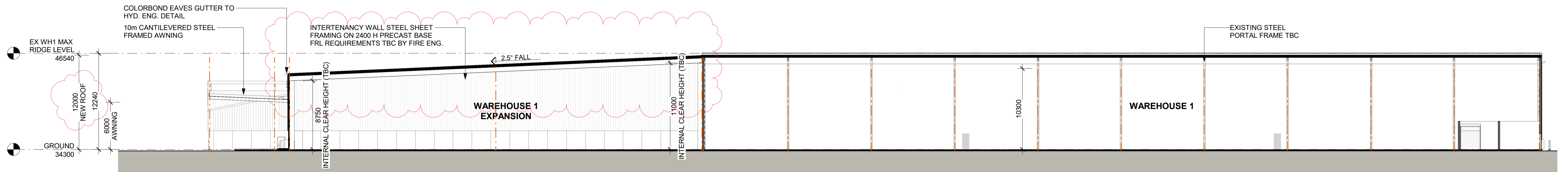
Drawing Title
OFFICE ELEVATIONS 2B
SHEET NUMBER
1190038_A204
ISSUE
G



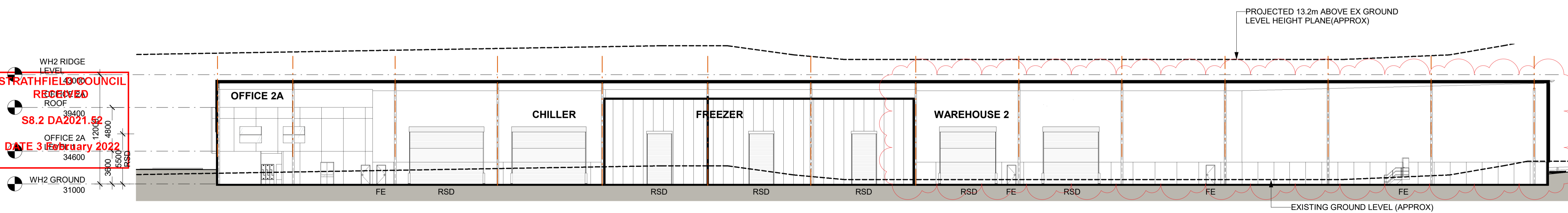
1 SECTION 1
A100 1 : 250



2 SECTION 2
A100 1 : 250



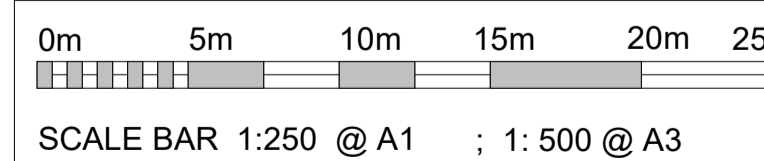
3 SECTION 3
A100 1 : 250



4 SECTION 4
A100 1 : 250

ABBREVIATION	
DP	DOWN PIPE
FE	FIRE EXIT DOOR
RSD	ROLLER SHUTTER DOOR

- NOTES**
- ALL FFL LEVELS ±500mm.
 - ALL LEVELS AND EXTENTS ARE INDICATIVE & SHOULD BE READ IN CONJUNCTION WITH CIVIL ENG. DWGS FOR FINAL LEVELS OF ALL EARTH WORKS AND EXCAVATION.
 - ALL LANDSCAPING TO LANDSCAPE ARCHITECT'S DETAILS.
 - ALL INFORMATION SUBJECT TO DETAILED DESIGN, BCA ASSESSMENT AND ENGINEERING INPUT.
 - ALL MEASUREMENTS OF EXISTING STRUCTURES ARE APPROXIMATE ONLY, AND TO BE CONFIRMED ON SITE.



STRATHFIELD COUNCIL
RECEIVED
ROOF
S8.2 DA2021.58
DATE 3 February 2022

Notes
-This drawing and design is subject to Reid Campbell (NSW) Pty Ltd copyright and may not be reproduced without prior written consent.
-Contractor to verify all dimensions on site before commencing work.
-Report all discrepancies to project manager prior to construction.
-Figured dimensions to be taken in preference to scaled drawings.
-All work is to conform to relevant Australian Standards and other Codes as applicable, together with other Authorities' requirements and regulations.
Michael Morony NSWARB No. 8218

Issue	Description	Date	By	QA
A	PRELIMINARY ISSUE	27.11.2020	AM	MF
B	FULL SET ISSUE	14.12.2020	AM	MF
C	FOR COORDINATION	17.12.2020	AM	MF
D	DEVELOPMENT APPLICATION 01	29.01.2021	AM	MF
E	REVISED DA	17.06.2021	AM	MF
F	REVISED DA	21.06.2021	AM	MF
G	REVISED DA	27.07.2021	AM	MF
H	DA - Revised Ex Ridge Level	03.11.2021	AM	MF
J	DA - S8.2 APPLICATION	25.01.2022	AM	MF

REID CAMPBELL
Architecture, Interiors, Project Management
ACN 002 033 801 ABN 28 517 905 875
Level 15, 124 Walker Street
North Sydney NSW 2060 Australia
Tel: 61 02 9954 5011 Email: sydney@reidcampbell.com
Fax: 61 02 9954 4946 Web: www.reidcampbell.com

DEVELOPMENT APPLICATION

CLIENT
FIFECAPITAL



PROJECT
PROPOSED INDUSTRIAL DEVELOPMENT
2-34 DAVIDSON ST GREENACRE NSW

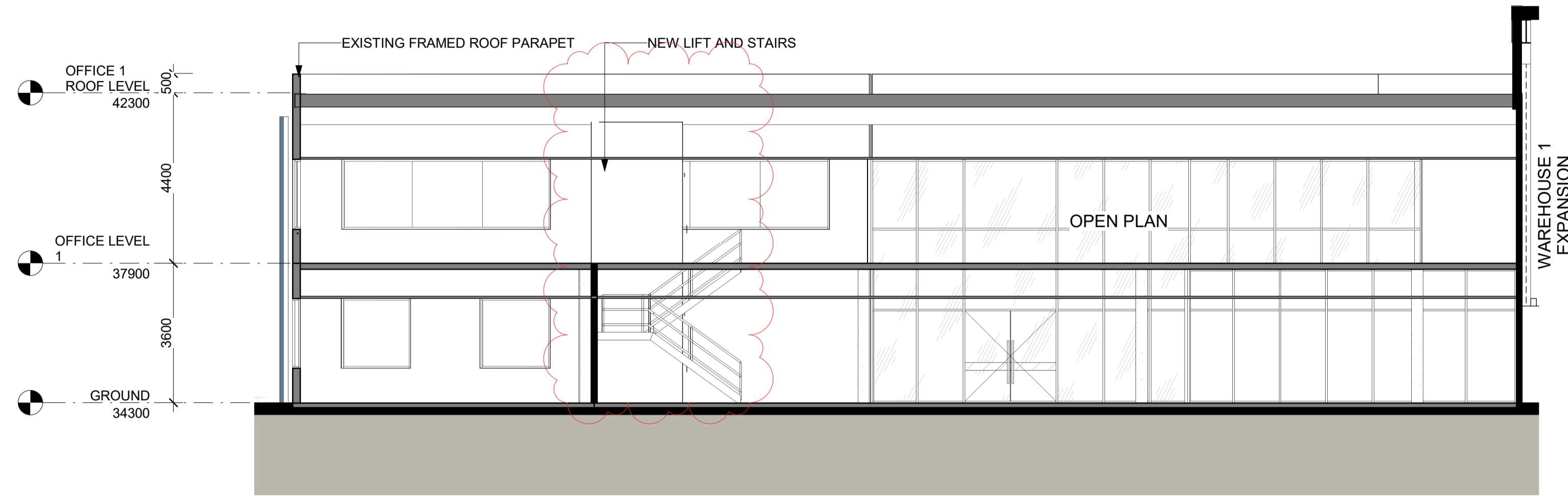
Drawn Checked PRINT DATE
AM MF 28/01/2022 10:39:50 AM

NORTH POINT
N/A

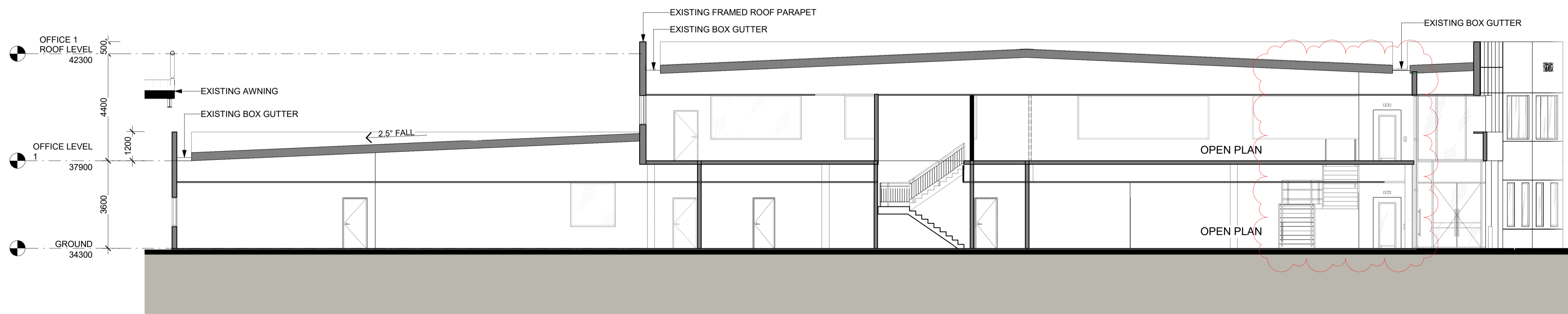
Drawing Title
WAREHOUSE SECTIONS

SHEET NUMBER
1190038_A300

ISSUE
J



1
SECTION 1
1:100



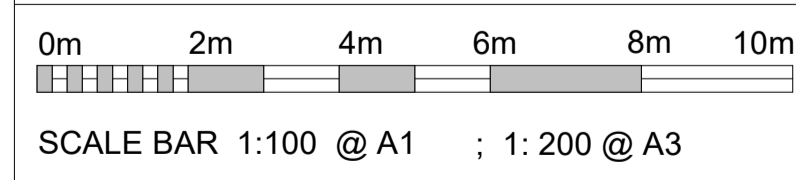
2
SECTION 2
1:100

**STRATHFIELD COUNCIL
RECEIVED**
S8.2 DA2021.52
DATE 3 February 2022

ABBREVIATION

DP	DOWN PIPE
FE	FIRE EXIT DOOR
RSD	ROLLER SHUTTER DOOR

- NOTES**
1. ALL FFL LEVELS ±500mm.
 2. ALL LEVELS AND EXTENTS ARE INDICATIVE & SHOULD BE READ IN CONJUNCTION WITH CIVIL ENG. DWGS FOR FINAL LEVELS OF ALL EARTH WORKS AND EXCAVATION. ALL LANDSCAPING TO LANDSCAPE ARCHITECT'S DETAILS.
 3. ALL INFORMATION SUBJECT TO DETAILED DESIGN, BCA ASSESSMENT AND ENGINEERING INPUT. ALL MEASUREMENTS OF EXISTING STRUCTURES ARE APPROXIMATE ONLY, AND TO BE CONFIRMED ON SITE.



Notes
-This drawing and design is subject to Reid Campbell (NSW) Pty Ltd copyright and may not be reproduced without prior written consent.
-Contractor to verify all dimensions on site before commencing work.
-Report all discrepancies to project manager prior to construction.
-Figured dimensions to be taken in preference to scaled drawings.
-All work is to conform to relevant Australian Standards and other Codes as applicable, together with other Authorities' requirements and regulations.
Michael Morony NSWARB No. 8218

Issue	Description	Date	By	QA
A	FULL SET ISSUE	14.12.2020	AM	MF
B	FOR COORDINATION	17.12.2020	AM	MF
C	DEVELOPMENT APPLICATION 01	29.01.2021	AM	MF
D	REVISED DA	17.06.2021	AM	MF
E	REVISED DA	27.07.2021	AM	MF
F	DA - S8.2 APPLICATION	25.01.2022	AM	MF

REIDCAMPBELL
Architecture, Interiors, Project Management
ACN 002 033 801 ABRN 28 517 905 875
Level 15, 124 Walker Street
North Sydney NSW 2060 Australia
Tel: 61 02 9954 5011 Email: sydney@reidcampbell.com
Fax: 61 02 9954 4946 Web: www.reidcampbell.com

DEVELOPMENT APPLICATION

CLIENT
FIFECAPITAL

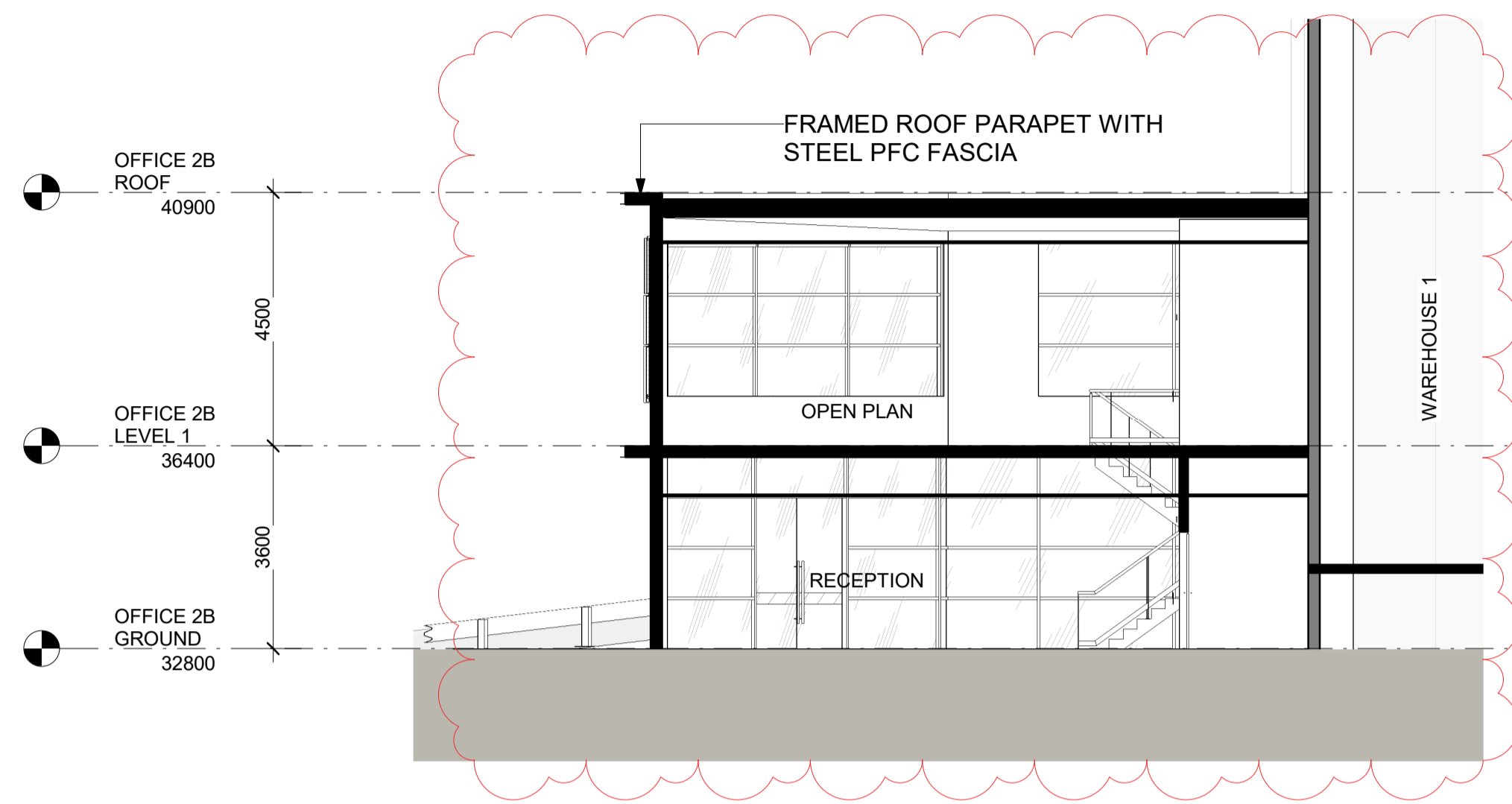
PROJECT MANAGER

PROJECT
PROPOSED INDUSTRIAL DEVELOPMENT
2-34 DAVIDSON ST GREENACRE NSW

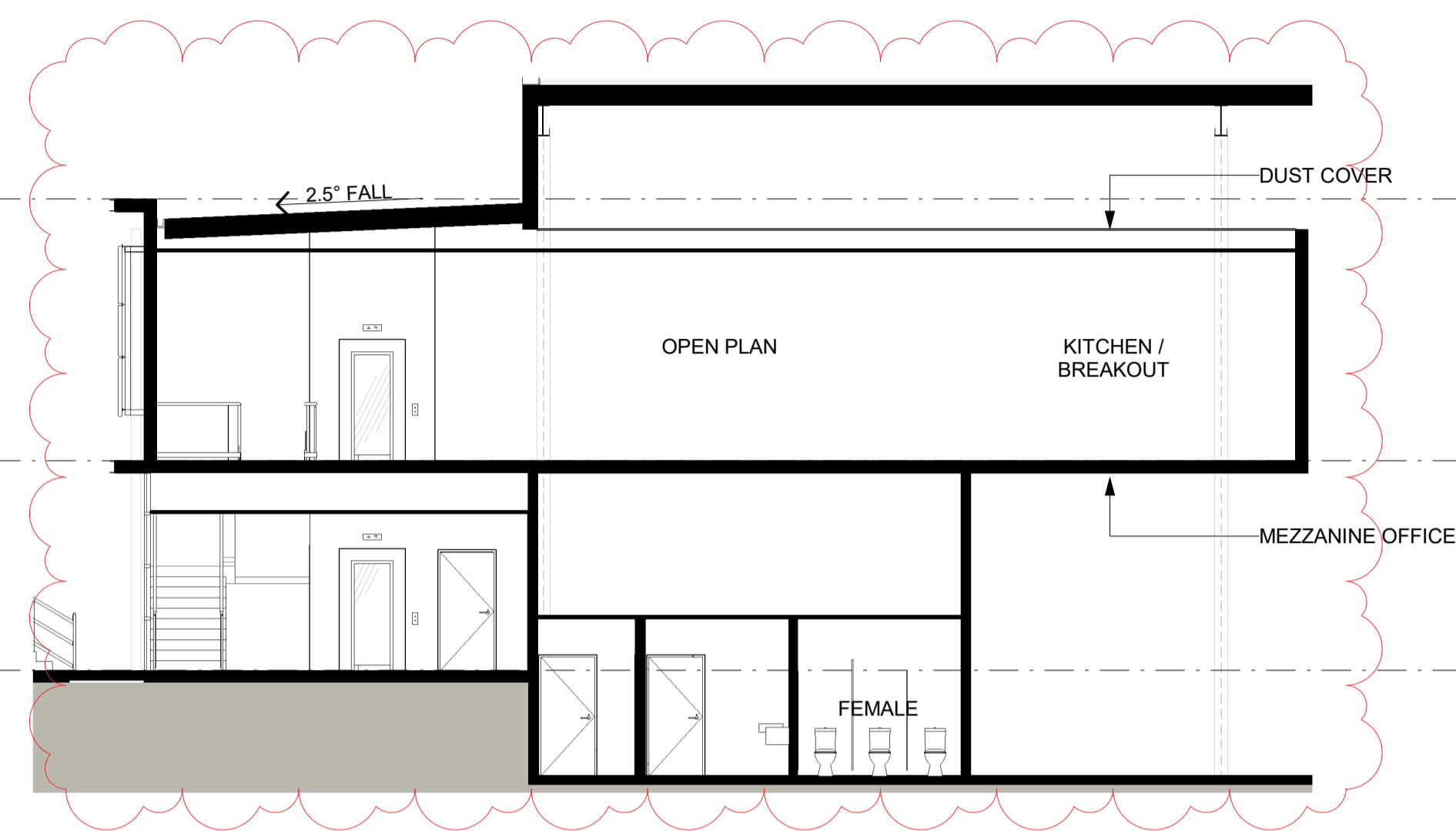
NORTH POINT
N/A

Drawing Title
OFFICE 1 SECTIONS

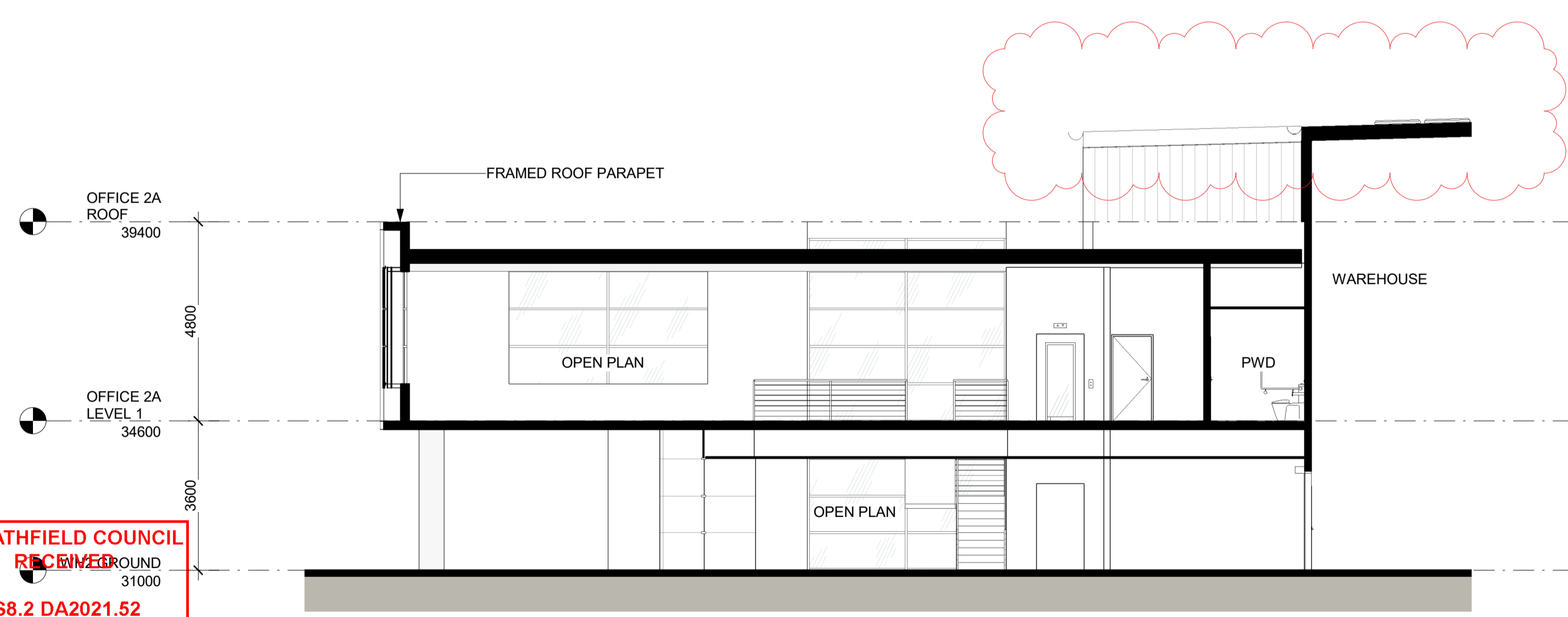
SHEET NUMBER	ISSUE
1190038_A301	F



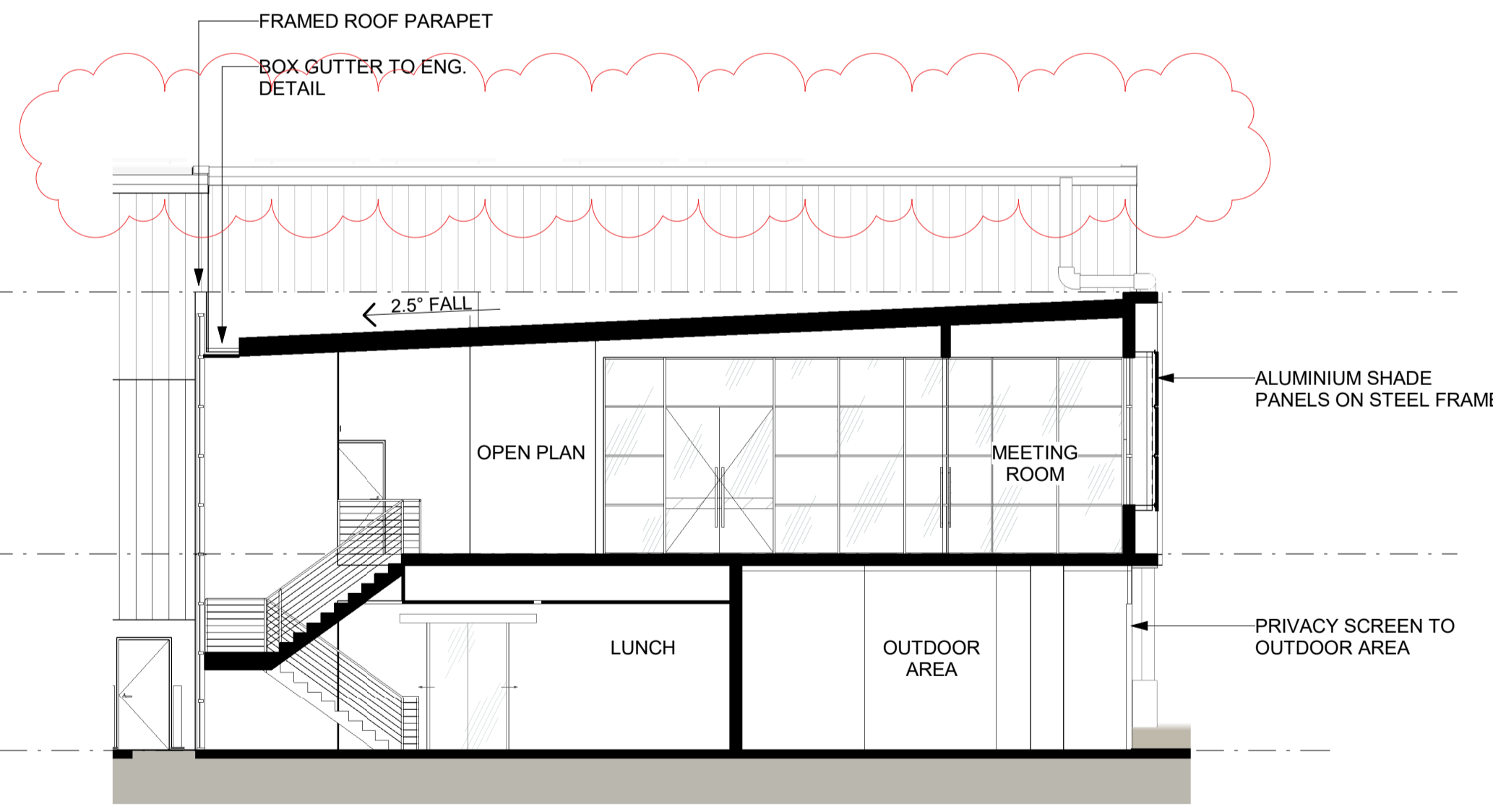
1 OFFICE 2B - SECTION 1
A112 1 : 100



2 OFFICE 2B - SECTION 2
A112 1 : 100



3 OFFICE 2A - SECTION 1
A112 1 : 100

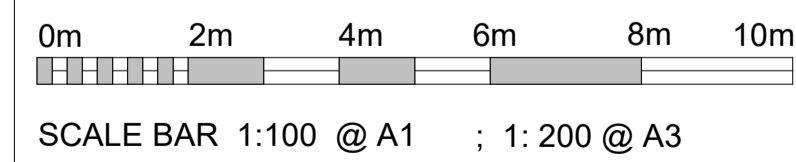


4 OFFICE 2A - SECTION 2
A112 1 : 100

STRATHFIELD COUNCIL
RECEIVED
S8.2 DA2021.52
DATE 3 February 2022

ABBREVIATION	
DP	DOWN PIPE
FE	FIRE EXIT DOOR
RSD	ROLLER SHUTTER DOOR

- NOTES**
- ALL FFL LEVELS ±500mm.
 - ALL LEVELS AND EXTENTS ARE INDICATIVE & SHOULD BE READ IN CONJUNCTION WITH CIVIL ENG. DWGS FOR FINAL LEVELS OF ALL EARTH WORKS AND EXCAVATION.
 - ALL LANDSCAPING TO LANDSCAPE ARCHITECT'S DETAILS.
 - ALL INFORMATION SUBJECT TO DETAILED DESIGN, BCA ASSESSMENT AND ENGINEERING INPUT.
 - ALL MEASUREMENTS OF EXISTING STRUCTURES ARE APPROXIMATE ONLY, AND TO BE CONFIRMED ON SITE.



Notes
-This drawing and design is subject to Reid Campbell (NSW) Pty Ltd copyright and may not be reproduced without prior written consent.
-Contractor to verify all dimensions on site before commencing work.
-Report all discrepancies to project manager prior to construction.
-Figured dimensions to be taken in preference to scaled drawings.
-All work is to conform to relevant Australian Standards and other Codes as applicable, together with other Authorities' requirements and regulations.
Michael Morony NSWARB No. 8218

Issue	Description	Date	By	QA
A	FULL SET ISSUE	14.12.2020	AM	MF
B	FOR COORDINATION	17.12.2020	AM	MF
C	DEVELOPMENT APPLICATION 01	29.01.2021	AM	MF
D	REVISED DA	17.06.2021	AM	MF
E	REVISED DA	27.07.2021	AM	MF
F	DA - S8.2 APPLICATION	25.01.2022	AM	MF

REIDCAMPBELL
Architecture, Interiors, Project Management
ACN 002 033 801 ABN 28 517 905 875
Level 15, 124 Walker Street
North Sydney NSW 2060 Australia
Tel: 61 02 9954 5011 Email: sydney@reidcampbell.com
Fax: 61 02 9954 4946 Web: www.reidcampbell.com

DEVELOPMENT APPLICATION

CLIENT
FIFECAPITAL

PROJECT MANAGER

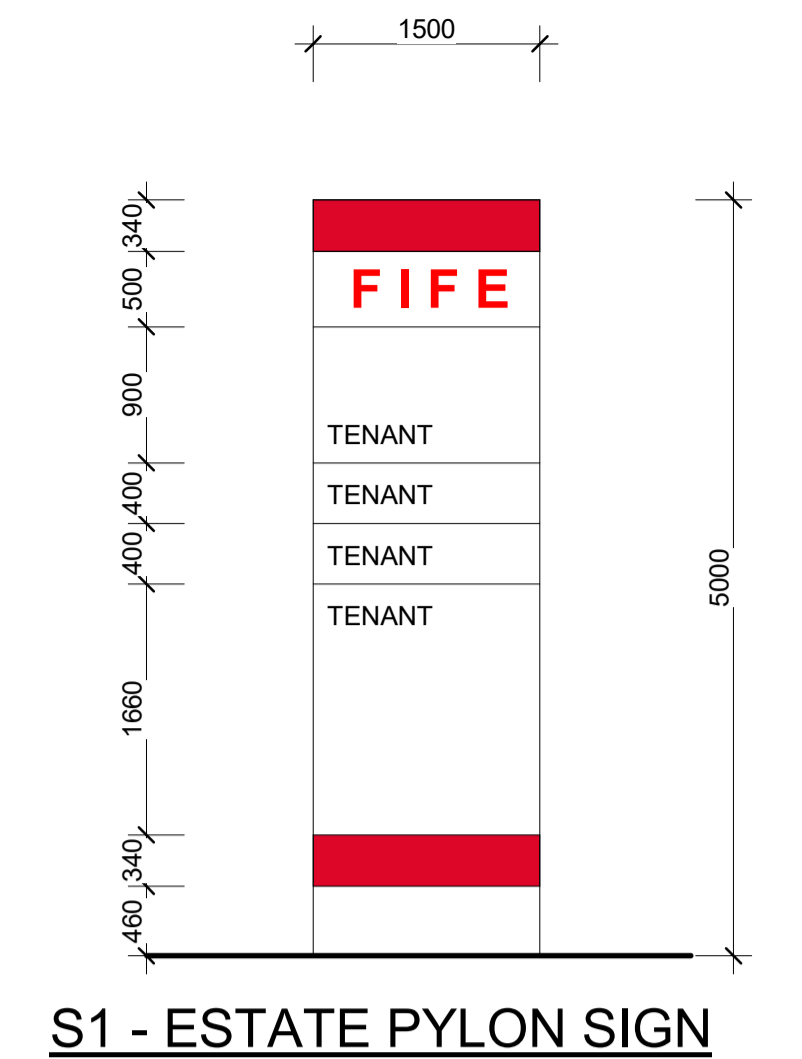
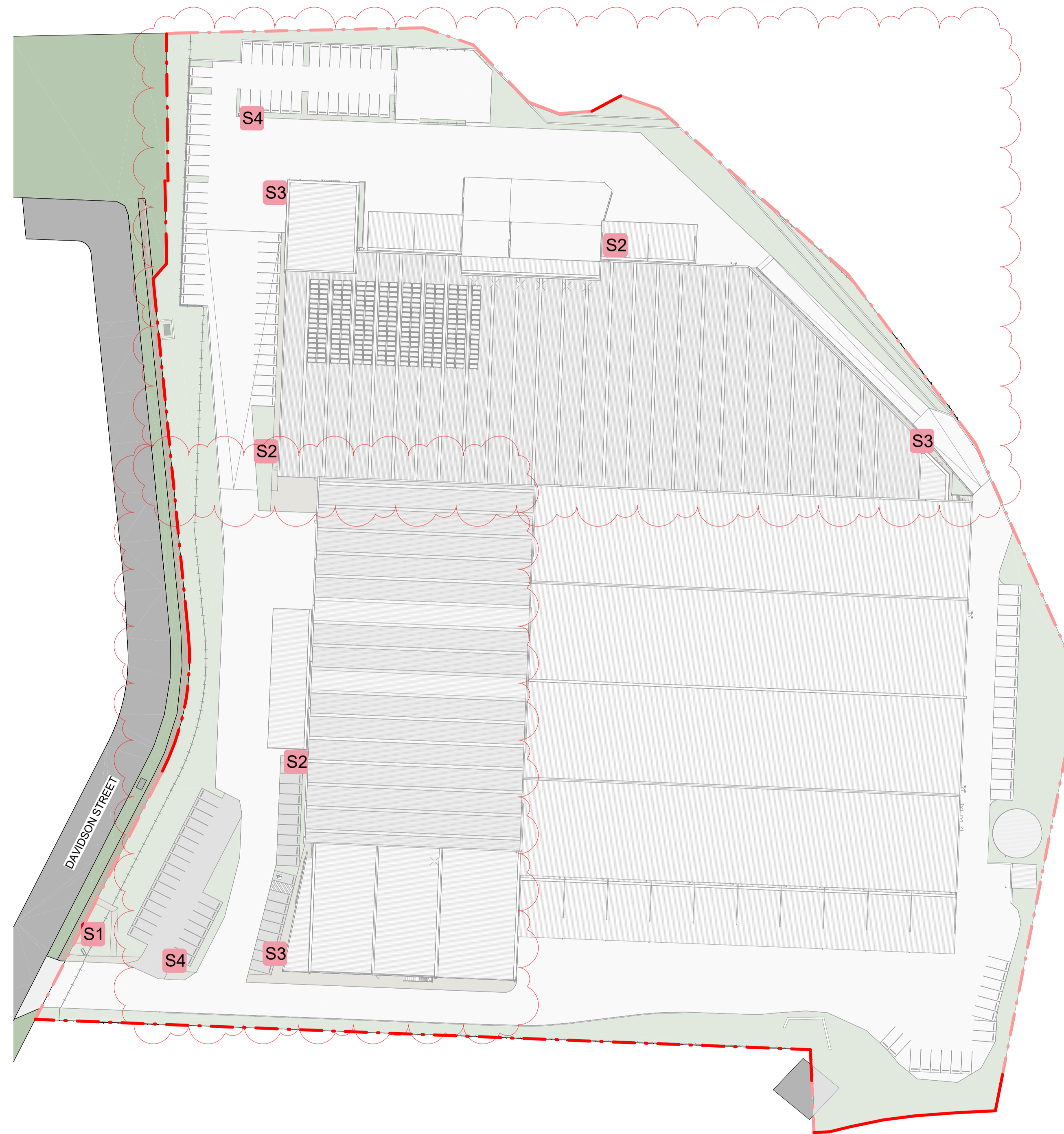
PROJECT
PROPOSED INDUSTRIAL DEVELOPMENT
2-34 DAVIDSON ST GREENACRE NSW

NORTH POINT
N/A

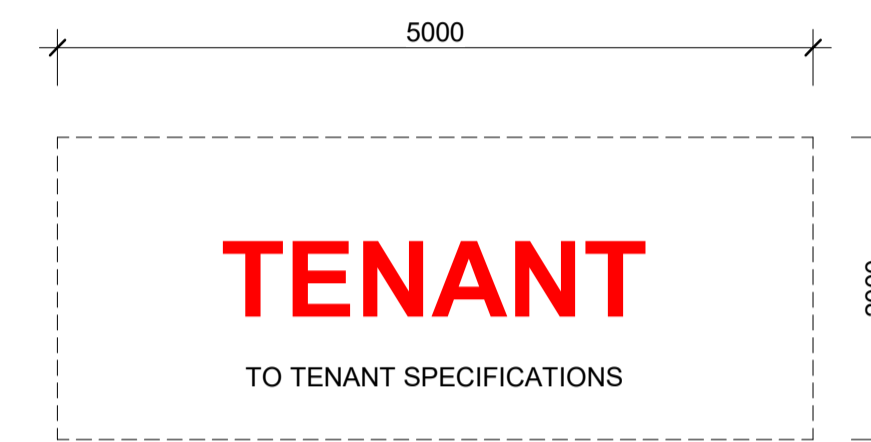
Drawing Title
OFFICE 2A & 2B - SECTIONS

SHEET NUMBER
1190038_A302

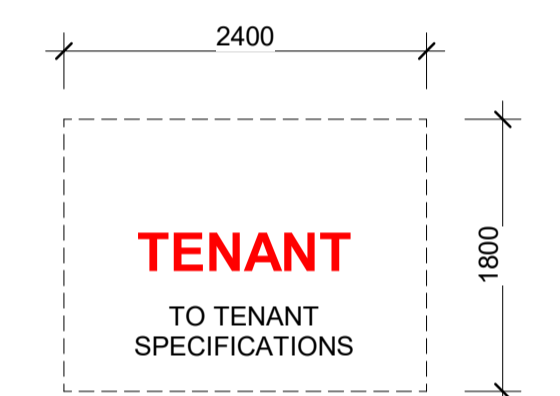
ISSUE
F



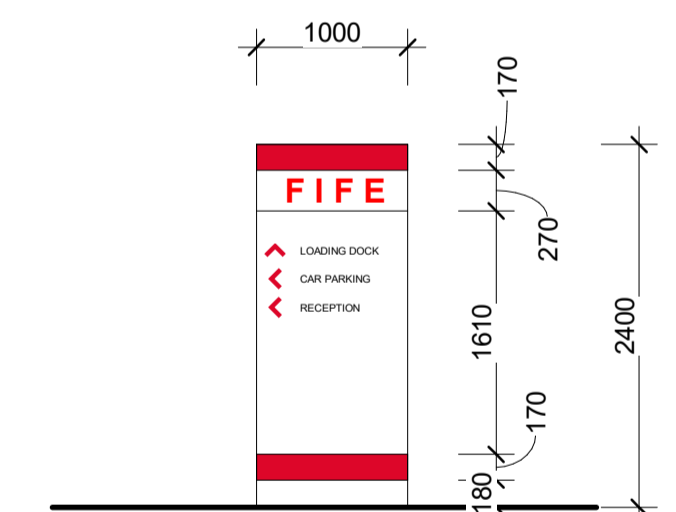
S1 - ESTATE PYLON SIGN



S2 - WAREHOUSE MOUNTED TENANT SIGNAGE



S3 - OFFICE MOUNTED TENANT SIGNAGE



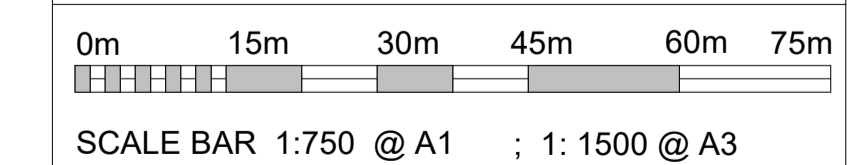
S4 - DIRECTIONAL PYLON

**STRATHFIELD COUNCIL
RECEIVED**

S8.2 DA2021.52

DATE 3 February 2022

- NOTES**
1. ALL FFL LEVELS ±500mm.
 2. ALL LEVELS AND EXTENTS ARE INDICATIVE & SHOULD BE READ IN CONJUNCTION WITH CIVIL ENG. DWGS FOR FINAL LEVELS OF ALL EARTH WORKS AND EXCAVATION.
 3. ALL LANDSCAPING TO LANDSCAPE ARCHITECT'S DETAILS.
 4. ALL INFORMATION SUBJECT TO DETAILED DESIGN, BCA ASSESSMENT AND ENGINEERING INPUT.
 5. ALL MEASUREMENTS OF EXISTING STRUCTURES ARE APPROXIMATE ONLY, AND TO BE CONFIRMED ON SITE.



Notes
-This drawing and design is subject to Reid Campbell (NSW) Pty Ltd copyright and may not be reproduced without prior written consent.
-Contractor to verify all dimensions on site before commencing work.
-Report all discrepancies to project manager prior to construction.
-Figured dimensions to be taken in preference to scaled drawings.
-All work is to conform to relevant Australian Standards and other Codes as applicable, together with other Authorities' requirements and regulations.
Michael Morony NSWARB No. 8218

Issue	Description	Date	By	QA
A	FULL SET ISSUE	14.12.2020	AM	MF
B	FOR COORDINATION	17.12.2020	AM	MF
C	DEVELOPMENT APPLICATION 01	29.01.2021	AM	MF
D	REVISED DA	17.06.2021	AM	MF
E	REVISED DA	21.06.2021	AM	MF
F	REVISED DA	27.07.2021	AM	MF
G	DA - S8.2 APPLICATION	25.01.2022	AM	MF

REIDCAMPBELL
Architecture, Interiors, Project Management
ACN 002 033 801 ABRN 28 317 905 875
Level 15, 124 Walker Street
North Sydney NSW 2060 Australia
Tel: 61 02 9954 5011 Email: sydney@reidcampbell.com
Fax: 61 02 9954 4946 Web: www.reidcampbell.com

**DEVELOPMENT
APPLICATION**

CLIENT
FIFECAPITAL

PROJECT MANAGER

PROJECT
PROPOSED INDUSTRIAL
DEVELOPMENT
2-34 DAVIDSON ST GREENACRE NSW

Drawn Checked PRINT DATE
AM MF 28/01/2022 10:40:02 AM

NORTH POINT

Drawing Title
SIGNAGE PLAN

SHEET NUMBER
1190038_A400

ISSUE
G