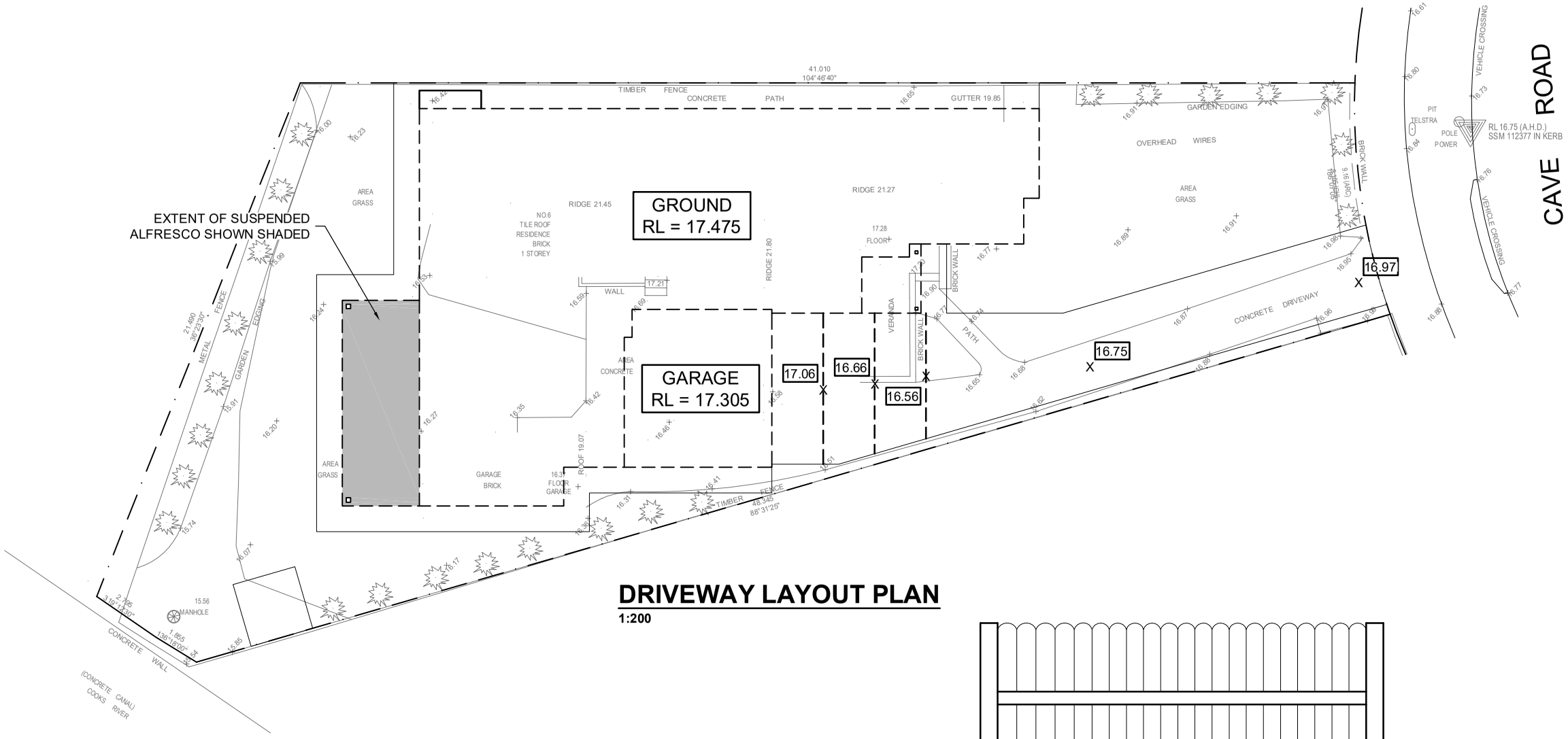

DRIVEWAY LAYOUT PLAN

1:200

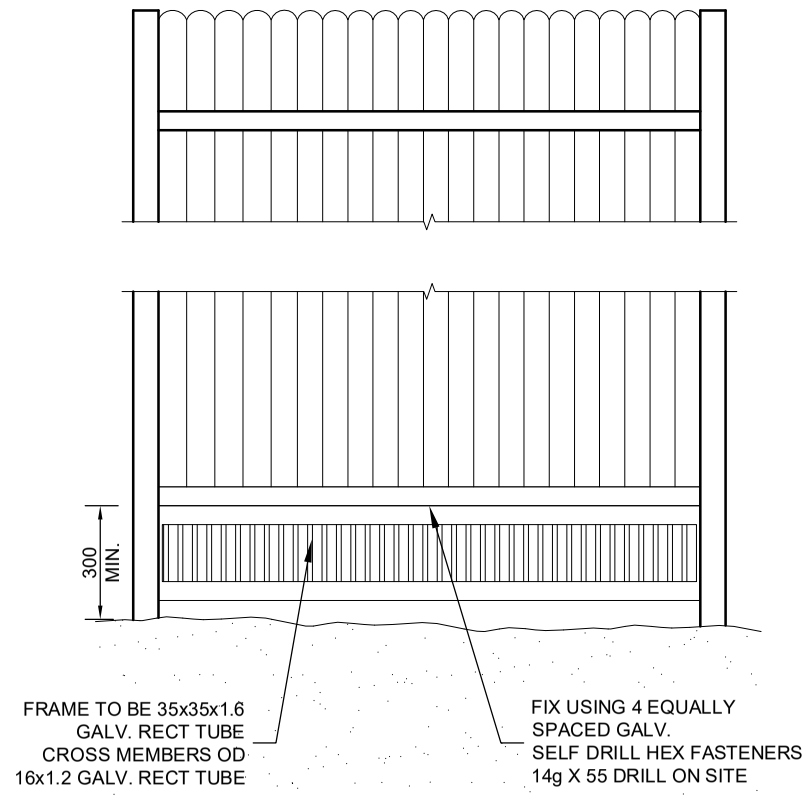

ELEVATION 1 -

1:20

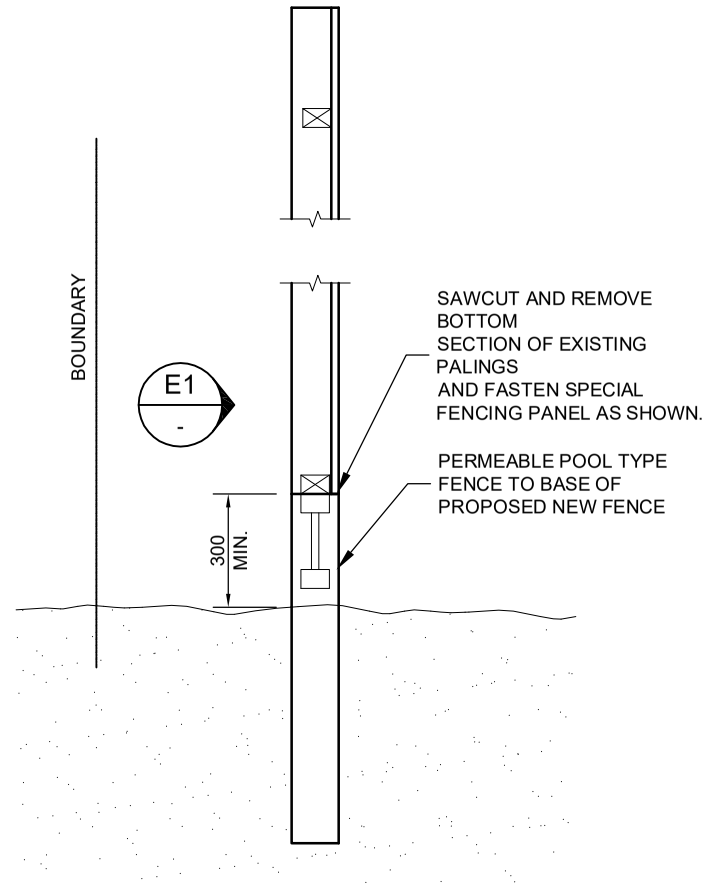

TYPICAL PERMEABLE FENCE DETAIL

1:20

NOTE: DO NOT SCALE OFF DRAWINGS. THE CONTRACTOR SHALL CHECK ALL DIMENSIONS AND LEVELS SHOWN ON ARCHITECTURAL AND ENGINEERING DRAWINGS. ANY DISCREPANCIES MUST BE REPORTED PRIOR TO THE COMMENCEMENT OF CONSTRUCTION.

REV	DATE	DESCRIPTION	BY
B	11.02.21	DETAILS ADDED	J.H.
A	02.10.20	ISSUED FOR APPROVAL	F.I.

COPYRIGHT
All rights reserved.
These drawings, plans and specifications and the copyright are the property of Engineering Studio and must not be used, reproduced or copied wholly or in part without the written permission of Engineering Studio.

EngineeringStudio Civil & Structural
Phone: (02) 8020 2960
Email: info@engineeringstudio.com.au
Web: www.engineeringstudio.com.au
Postal Address
PO Box 7191
BAULKHAM HILLS NSW 2153

PROPOSED RESIDENCE
AT LOT 15, 6 CAVE ROAD, STRATHFIELD
FOR FAIRMONT HOMES

FLOOD DETAILS

JOB NUMBER:	DWG NUMBER:	ORIGINAL SIZE:
20778	C03.01	A3
DESIGNED BY: O.G.	DATE: OCTOBER 2020	
DRAWN BY: D.M.	SCALE: 1:200 U.N.O	

STRATHFIELD COUNCIL
RECEIVED
DA2021.49
Date 10 March 2021