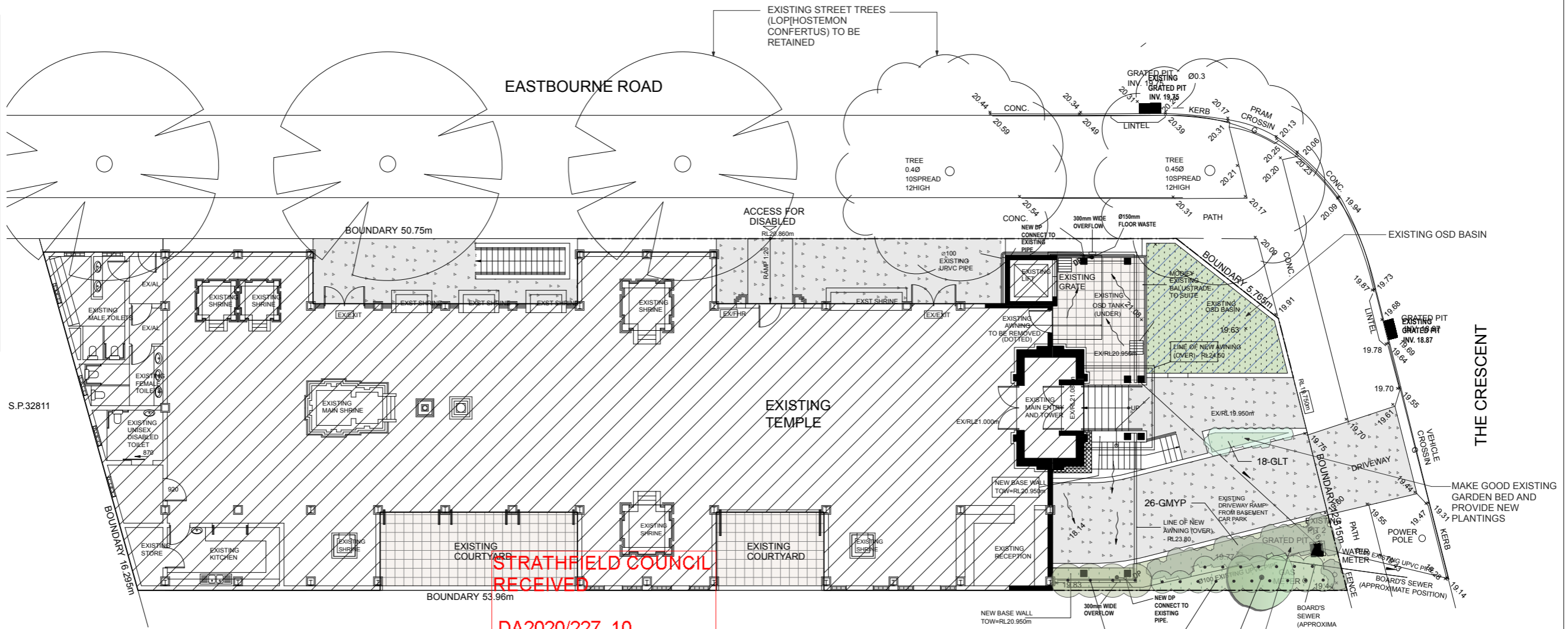


LEGEND

- Existing trees to be retained
- Proposed tree plantings
- Proposed shrub plantings
- Proposed groundcover plantings
- Existing concrete driveway / path pavement
- Existing courtyard pavement
- Make good existing garden bed and provide new plantings
- Make good existing OSD basin and provide new plantings with no floating mulch. Eg. decorative pebbles



STRATHFIELD COUNCIL
RECEIVED
DA2020/227 10
December 2020

SPECIFICATION NOTES

- PLANTING MATERIALS**
- Planting Mix:**
Imported planting mix to planting beds is to comprise an approved soil mix of:
- 60% Soil mix (75% coarse sand and 25% blacksoil)
 - 10% Mushroom compost
 - 10% Composted sawdust
 - 10% Pine bark fines
 - 10% Composted manure
- Mulch:**
Mulch shall mean hardwood (25mm grade), free from material derived from Privet, Willow, Poplar, Coral trees, or other noxious weeds. Any mulch exceeding the 25mm grade shall be rejected / removed from the site. Graded hardwood mulch to be supplied by Australian Native Landscapes Pty Ltd Phone (02) 9450 1444, or approved equivalent.

Plant Material:
All plant material must be true to the species. No substitutes will be allowed. All plants shall be free of fungus and insect damage. All plants shall be healthy, well shaped, not soft or force grown and not root bound.

Plants are available from **Andreasens Green** wholesale nursery, contact Darren (02) 8777 4713, email darren@andreasensgreen.com.au or approved equivalent.

PREPARATION AND HARDWORKS

Excavating for Spot Planting
To planting areas, excavate a hole for each plant large enough to provide not less than twice the depth and twice the diameter than the root ball of species to be planted.

Staking
Use durable hardwood, straight, free from knots or twists, pointed at one end. Drive stakes into the ground a minimum one third of their length, avoiding damage to the root system.

- 45 Litre trees in 2 x 38x38x1800mm Hardwood Stake with double Nylon tie

TIES: Provide a 50mm wide Nylon webbing tie per stake, fixed securely to the stakes, one tie at half the height of the main stem and the other as necessary to stabilise the plant.

Loose Nepean River Pebble
MATERIAL: Nepean river pebble gravel to be of uniform size or graded material in the size 20mm grade to nominal 75mm thickness as available from Australian Native Landscapes. Ph: (02) 9450 1444.

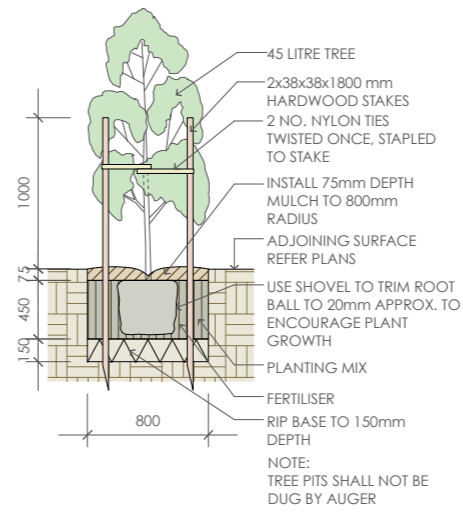
MAINTENANCE / PLANT ESTABLISHMENT
- Landscape Contractors to provide 26 weeks for maintenance / plant establishment period. Carry out recurrent works of a maintenance nature including, but not limited to, watering, weeding, rubbish removal, fertilising, pest and disease control, returning, staking and tying, replanting, cultivating, pruning, hedge clipping, top dressing, and keeping the site neat and tidy.

NOTE:
- All finished levels are to be verified by Contractor on site.
- All landscape works be in strict accordance with Council's landscape code and guidelines
- This plan to be used in conjunction with all other submitted architectural, hydraulics and engineering drawing where applicable.

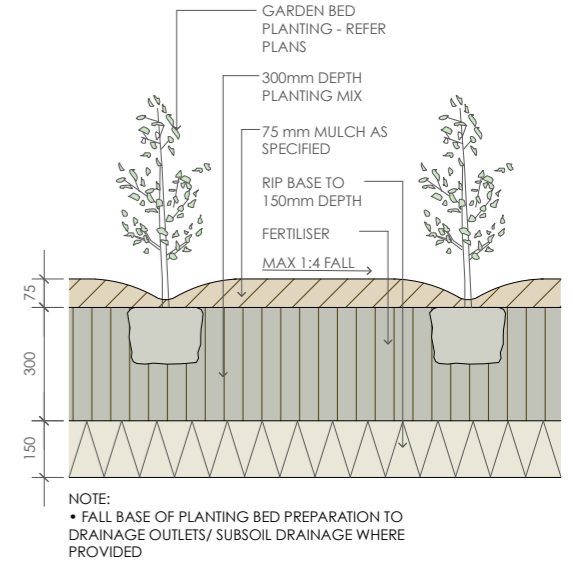
GENERAL NOTES:

1. Do not scale of drawings. Follow written dimensions. If in doubt obtain written advice from the Superintendent.
2. Verify all dimensions on site.
3. Refer to legend for all symbol and code keys.
4. Read in conjunction with the specifications
5. Read in conjunction with all associated drawings

ID	Qty	Common Name	Botanical Name	Size	Mature Height	Mature Spread	Native (N)
Trees							
TTL	1	Water Gum	Tristanopsis laurina 'Luscious'	45Litre	6 - 8m	3.5 - 6m	N
Shrubs							
SDE	4	Gymea Lily	Doryanthes excelsa	200mm	1.5 - 2m	1.2 - 2.0m	N
SWJG	17	Jervis Gem	Westringia fruticosa 'Jervis Gem'	200mm	0.8 - 1.2m	0.8 - 1.2m	N
Ground Covers							
GLT	18	Spiny-headed mat rush	Lomandra longifolia 'Tanika'	150mm	0.45 - 0.6m	0.6 - 0.9m	N
GMYP	26	Carpet Spreading Myoporum	Myoporum parvifolium 'Yareena'	150mm	0 - 0.1m	2.0 - 3.0m	N



1 45 Litre Tree Planting scale 1:50



2 Planting Bed Detail scale 1:20

DESIGNED: GD
DRAWN: CL

PREPARED FOR:
SYDNEY SRI KARPAGAR
VINAYAKAR TEMPLE

PREPARED BY:
GREENLAND DESIGN
Landscape Architects

PROJECT:
**PROPOSED AWNING AT THE FRONT ENTRY
TO AN EXISTING HINDU TEMPLE**

PROJECT ADDRESS:
NO. 123 THE CRESCENT HOMEBUSH WEST

DRAWING TITLE:
Landscape Plan

DATE: **NOVEMBER 2020**

SCALE: 1:200 ISSUE: **A**

FULL SIZE: A3

DRAWING NO.: **2269.GD.01**

0 1 2 5m