COUNCIL MEETING AGENDA

Strathfield Municipal Council

Tuesday 5 December 2017

6.30pm
Council Chambers,
65 Homebush Road, Strathfield

OPEN FORUM

Open Forum is held prior to each Council Meeting to enable any person to address Council without notice on any matter NOT included in the Agenda of the meeting.

Speakers must give their name and address and are permitted five minutes to address council.

Members of the public are not permitted to make personal comments concerning Councillors, staff or other members of the public or engage in disorderly or offensive conduct at a meeting. Unacceptable conduct may result in rescinding speaking rights or expulsion from the meeting.

All comments made in Open Forum are recorded.

Persons in the gallery are advised that under the Local Government Act, 1993 a person may NOT tape record the proceeding of a meeting of a council or committee without the authority of the council or committee. "Tape record" includes a video camera and an electronic device capable of recording speech.

Mobile phones must be turned off so as not to disrupt the meeting. Anyone, including Councillors, found using a mobile phone will be told to leave the meeting immediately and for the duration of the said meeting.

An audio recording of this meeting will be taken for minute taking purposes as authorised by the Local Government Act.

TABLE OF CONTENTS

Item Page No.

1. Prayer

2. Recognition of Traditional Custodians

3. Declarations of Pecuniary or Conflict of Interest (Nature of interest to be disclosed)

4. Confirmation of Minutes

Ordinary Council Meeting 7 November 2017 6

5. Acknowledgements

5.1 100th Birthday - Mrs Elsa Rosa Winton 23

6. Apologies

7. Deferred/outstanding matters awaiting report

Nil

8. Planning and Development Matters

Nil

9. Mayoral Minute(s) in accordance with Council's Code of Meeting Practice

9.1 Mayoral Minute No. 23/17 - Mayoral Column on Light Rail 24

9.2 Mayoral Minute No. 24/17 - Resident Parking Scheme Permit and Visitor Permit 25

9.3 Mayoral Minute No. 25/17 - Speed Limit at Emergency Incident Sites 26

9.4 Mayoral Minute No. 26/17 - Submission to Economics Legislation Committee Regarding APRA Crisis Powers Bill 27

9.5 Mayoral Minute No. 27/17 - Powell's Creek Bike and Walking Track 31

9.6 Mayoral Minute No. 28/17 - Hudson Park Golf Course and Driving Range 32

9.7 Mayoral Minute No. 29/17 - Australian Citizenship Affirmation in 2018 33

9.8 Mayoral Minute No. 30/17 - EPA Amendment Bill 2017, Complying Development and Certifiers 34

9.9 Mayoral Minute No. 31/17 - ANZ Stadium at Homebush 35

9.10 Mayoral Minute No. 32/17 - Installation of Public Chess Boards in Strathfield Square 36

9.11 Mayoral Minute No. 33/17 - Revised Strathfield Consolidated Development Control 37

9.12 Mayoral Minute No. 34/17 - Invitation to be a CDSFA Patron 38

10. Councillors' Questions to the Mayor (submitted in writing in accordance with Council's Code of Meeting Practice)

Nil

11. Reports from Committees

11.1 Report from Traffic Committee Meeting on 21 November 2017 39

12. Motions Pursuant to Notice

12.1 Tackling Graffiti with Art Motion - Councillor Matthew Blackmore 65
12.2 Maintaining our Nature Strips, Parks & Environmental Areas with Community Programs - Councillor Matthew Blackmore 66
12.3 Increasing Tree Planting in Nature Strips - Councillor Matthew Blackmore....67
12.4 Consultation for Land which is not Privately Owned - Councillor Matthew Blackmore 68
12.5 Strathfield HSC Fashion Design Show and Awards - Councillor Matthew Blackmore 70
12.6 Report on Smoke-Free Laws - Councillor Matthew Blackmore 71
12.7 Christmas Trees in Strathfield's LGA - Councillor Karen Pensabene....72
12.8 Eastern End of The Crescent - Councillor Nella Hall....73
12.9 Street Sweepers - Councillor Nella Hall 74
12.10 Council's Open Forum - Councillor Nella Hall 75
12.11 High Street Library - Councillor Nella Hall....76
12.12 Small Business Forum - Councillor Nella Hall....77
12.13 Community Bus for Christmas Carols - Councillor Nella Hall 78
12.14 Strathfield LGA Resident Newsletter - Councillors Nella Hall, Karen Pensabene, and Maryanne Duggan 79
12.15 Amendment to Code of Meeting Practice - Councillor Nella Hall....81

13. General Business

General Managers Reports

Nil

Corporate Services Reports

CS1 2016/17 Financial Statements 82
CS2 Investment Report as at 31 October 2017 183
CS3 Council Recess 188
CS4 Outstanding Council Resolutions....190

Infrastructure and Development Reports

ID1 Establishment of Park in Exeter Road, Homebush 198
ID2 Fraser Street Lighting....199

ID3 Traffic Committee Matters 201
ID4 Value Sharing Contributions Plan 202

14. Matters of Urgency in Accordance with Clause 241 of the Local Government General Regulation, 2005

15. Closed Session

Nil

HENRY T WONG
GENERAL MANAGER

STRATHFIELD COUNCIL

MINUTES

Council Meeting

7 November 2017

Minutes of the Council Meeting of Strathfield Municipal Council held on 7 November 2017, in the Council Chambers, 65 Homebush Road, Strathfield.

COMMENCING: 7.00pm

PRESENT: Councillor Nella Hall (Chairperson)
Councillor Matthew Blackmore
Councillor Antoine Doueihi
Councillor Maryanne Duggan
Councillor Stephanie Kokkolis
Councillor Karen Pensabene

STAFF: Henry Wong, General Manager
Anthony Hewton, Director Corporate and Human Services
Stephen Clements, Director Infrastructure Development and Environment
James Ng, Corporate Services Manager
Kathie John, Acting Governance Coordinator

1. OPENING: The Prayer was read.

2. RECOGNITION OF TRADITIONAL CUSTODIANS: The Recognition was read.

3. PECUNIARY INTEREST /CONFLICT OF INTEREST

Nil

4. CONFIRMATION OF MINUTES

167/17
RESOLVED: (Doueihi / Kokkolis)

That the minutes of the Ordinary Council Meeting meeting held on 3 October 2017, a copy of which has been furnished to each Councillor, be taken as read and confirmed as a true and correct record of that meeting and that the Chairperson and General Manager be authorised to sign such minutes.

For the Motion: Councillors Blackmore, Doueihi, Duggan, Hall, Kokkolis and Pensabene

Against the Motion: Nil

5. ACKNOWLEDGEMENTS

5.1 100th Birthday - Mr Cecil Dass

168/17
RESOLVED: (Hall / Pensabene)

That Council write to Mr Cecil Dass to congratulate him on his 100th birthday.

For the Motion: Councillors Blackmore, Doueihi, Duggan, Hall, Kokkolis and Pensabene

Against the Motion: Nil

6. APOLOGIES

An apology was tendered on behalf of Councillor Vaccari for non-attendance.

169/17

RESOLVED: (Doueihi / Kokkolis)

That the apology tendered on behalf of Councillor Vaccari for non-attendance be accepted and leave of absence granted.

For the Motion: Councillors Duggan, Blackmore, Doueihi, Hall, and Kokkolis

Against the Motion: Councillor Pensabene

7. DEFERRED/OUTSTANDING MATTERS AWAITING REPORT

Nil

8. PLANNING AND DEVELOPMENT MATTERS

Nil

9. MAYORAL MINUTE(S) IN ACCORDANCE WITH COUNCIL'S CODE OF MEETING PRACTICE

Nil

10. COUNCILLORS' QUESTIONS TO THE MAYOR (SUBMITTED IN WRITING IN ACCORDANCE WITH COUNCIL'S CODE OF MEETING PRACTICE)

Nil

11. REPORTS FROM COMMITTEES

11.1 Report from Audit Committee Meeting held on 16 October 2017

170/17

RESOLVED: (Duggan / Pensabene)

That the minutes of the Audit Committee meeting held on 16 October 2017 be noted and the recommendations (if any) be adopted.

For the Motion: Councillors Blackmore, Doueihi, Duggan, Hall, Kokkolis and Pensabene

Against the Motion: Nil

11.2 Report from Traffic Committee Meeting held on 17 October 2017

171/17

RESOLVED: (Kokkolis / Duggan)

That the minutes of the Traffic Committee meeting held on 17 October 2017 be noted and the recommendations (if any) be adopted.

For the Motion: Councillors Blackmore, Doueihi, Duggan, Hall, Kokkolis and Pensabene

Against the Motion: Nil

12. MOTIONS PURSUANT TO NOTICE

12.1 Improvements to Strathfield Park

I MOVE:

That:

1. A report be provided to Council regarding the installation of:

    a) appropriate level of lighting around the paths in Strathfield Park;

    b) additional signage around the new Playground area at Strathfield Park directing users of the Park to the Amenities block; and

    c) a Child Safety fence at Strathfield Park around the Infant Play Area at the western end of Strathfield Park.

172/17

RESOLVED: (Blackmore / Kokkolis)

That:

1. A report be provided to Council regarding the installation of:

    a) appropriate level of solar lighting around the paths in Strathfield Park;

    b) additional signage around the new Playground area at Strathfield Park directing users of the Park to the Amenities block;

    c) a Child Safety fence at Strathfield Park around the Infant Play Area at the western end of Strathfield Park; and

    d) appropriate consultation in regards to additional lighting be carried out with local residents; and

    e) additional seating around the playground area.

For the Motion: Councillors Blackmore, Doueihi, Duggan, Hall, Kokkolis and Pensabene

Against the Motion: Nil

12.2 Recognising All Seniors

I MOVE:

That a report be provided to Council on the Pensioner Discount on Rates Notices from Strathfield Council be extended to include all Senior Card Holders in the Strathfield LGA who pay Rates.

AMENDMENT: (Blackmore / Pensabene)

That a report be provided to Council on the Pensioner Discount on Rates Notices from Strathfield Council be extended to include all Senior Card Holders in the Strathfield LGA who pay Rates.

For the Motion: Councillors Blackmore and Kokkolis

Against the Motion: Councillors Doueihi, Duggan, Hall and Pensabene

The Deputy Mayor declared this motion Lost.

12.3 Cricket Practice Nets

I MOVE:

That a report be provided to Council regarding the installation of Cricket Practice Nets (a set of two) at the following locations:

a) Bressington Park (at the north-western end adjacent to the Underwood Road and Centenary Drive roundabout)
b) Cooke Park
c) Freshwater Park
d) Strathfield Park

173/17

RESOLVED: (Blackmore / Kokkolis)

That Council conduct community consultation regarding the installation of Cricket Practice Nets (a set of two) at the following locations and then a report be provided to Council by April 2018:

a) Bressington Park (at the north-western end adjacent to the Underwood Road and Centenary Drive roundabout)
b) Cooke Park
c) Freshwater Park

For the Motion: Councillors Blackmore, Doueihi, Duggan, Hall, Kokkolis and Pensabene

Against the Motion: Nil

12.4 Ausgrid Inappropriate Tree Pruning

I MOVE:

That Council write to Ausgrid to request for an update on its promised better pruning practice of street tree planted under wires.

174/17

RESOLVED: (Doueihi / Kokkolis)

That Council write to Ausgrid to request for an update on its promised better pruning practice of street tree planted under wires.

For the Motion: Councillors Blackmore, Doueihi, Duggan, Hall, Kokkolis and Pensabene

Against the Motion: Nil

12.5 Notice of Motion Withdrawn

12.6 Catering for Council Meetings

I MOVE:

That:

1. Council purchase refreshments for meetings locally.
2. A review of catering for Council meetings be discussed at the next Councillors Workshop.

175/17

RESOLVED: (Blackmore / Kokkolis)

That:

1. Council purchase refreshments for meetings within the Strathfield LGA.
2. A review of catering for Council meetings be discussed at the next Councillors Workshop.

For the Motion: Councillors Blackmore, Doueihi, Duggan, Hall, Kokkolis and Pensabene

Against the Motion: Nil

12.7 Strathfield Leisure Centre Feedback

I MOVE:

That:

1. Council seek feedback from the residents and ratepayers on their support for Council to construct a Leisure Centre in the Strathfield Council Area.
2. Residents are to be notified that Council is seeking feedback via the Council's weekly e-news and on Council's web site.
3. The deadline for Feedback is 17 February 2018.
4. The feedback is to seek answers to:
   a) Do you support Council building a Leisure Centre in the Strathfield Council Area? YES/NO?
   b) In which area of Strathfield LGA do you think the Leisure Centre should be built?
5. A Report on the Feedback received to be presented at the March 2018 Meeting.
6. The Report to include, but not limited to, the total number of responses, the number in support or against a Leisure Centre and the suggested locations.

AMENDMENT: (Blackmore / Kokkolis)

That:

1. Council seek feedback from the residents and ratepayers on their support for Council to construct a Leisure Centre in the Strathfield Council Area.
2. Residents are to be notified that Council is seeking feedback via the Council's weekly e-news and on Council's web site.
3. The deadline for Feedback is 30 June 2018.
4. The feedback is to seek answers to questions as agreed to by Councillors at a Councillor workshop in February 2018.
5. A Report on the Feedback received to be presented at the August 2018 Meeting.
6. The Report to include, but not limited to, the total number of responses, the number in support or against a Leisure Centre and the suggested locations.
7. A survey to include a description of usual facilities at an indoor sports centre/leisure centre and an option to choose which sports they would like there.

For the Motion: Councillors Hall and Kokkolis

Against the Motion: Councillors Blackmore, Doueihi, Duggan and Pensabene

The Motion when put was Lost.

176/17

RESOLVED: (Blackmore / Kokkolis)

That:

1. Council seek feedback from the residents and ratepayers on their support for Council to construct a Leisure Centre in the Strathfield Council Area.
2. Residents are to be notified that Council is seeking feedback via the Council's weekly e-news and on Council's web site.
3. The deadline for Feedback is 30 June 2018.
4. The feedback is to seek answers to:
    a) Do you support Council building a Leisure Centre in the Strathfield Council Area? YES/NO?
    b) In which area of Strathfield LGA do you think the Leisure Centre should be built?
5. A Report on the Feedback received to be presented at the August 2018 Workshop Meeting.
6. The Report to include, but not limited to, the total number of responses, the number in support or against a Leisure Centre and the suggested locations.
7. A survey to include a description of usual facilities at an indoor sports centre/leisure centre and an option to choose which sports they would like there.

For the Motion: Councillors Blackmore, Doueihi, Duggan, Hall, Kokkolis and Pensabene

Against the Motion: Nil

12.8 Outstanding Council Resolutions

I MOVE:

That Council prepare and present an 'Outstanding Council Resolution' progress report with the each Council Meeting Agenda and associated business papers commencing from December 2017.

This report should list any action item arising from Councillor motions or Mayoral minutes. The report should provide an update on these outstanding/pending actions and note the outcome of any actions completed.

The report should be modelled on the report presented at the 3 October 2017 meeting – Item CS4 – Attachment 1 with the 'Comments' column changed to Progress/Outcome and an additional column to indicate which Council employee is responsible for progressing or resolving the item.

177/17

RESOLVED: (Duggan / Pensabene)

That Council prepare and present an 'Outstanding Council Resolution' progress report with the each Council Meeting Agenda and associated business papers commencing from December 2017.

This report should list any action item arising from Councillor motions or Mayoral minutes. The

report should provide an update on these outstanding/pending actions and note the outcome of any actions completed.

The report should be modelled on the report presented at the 3 October 2017 meeting – Item CS4 – Attachment 1 with the 'Comments' column changed to Progress/Outcome and an additional column to indicate which Council employee is responsible for progressing or resolving the item.

For the Motion: Councillors Blackmore, Doueihi, Duggan, Hall, Kokkolis and Pensabene

Against the Motion: Nil

12.9 Share the Dignity

I MOVE:

That:

1. Council supports the Share the Dignity Christmas Campaign by becoming a collection point for local resident to drop new and used handbags with appropriate products.

2. Council undertakes appropriate community notification of our participation in the Share the Dignity Campaign and collection point information.

178/17

RESOLVED: (Duggan / Doueihi)

That:

1. Council supports the Share the Dignity Christmas Campaign being conducted from 18 November to 2 December 2017 by becoming a collection point for local resident to drop new and used handbags with appropriate products.

2. Council undertakes appropriate community notification of our participation in the Share the Dignity Campaign and collection point information.

For the Motion: Councillors Blackmore, Doueihi, Duggan, Hall, Kokkolis and Pensabene

Against the Motion: Nil

12.10 Office of the Mayor

I MOVE:

That Councillors be advised by the General Manager in writing when the Mayor is prevented by illness, absence or otherwise from exercising the function of Mayor.

179/17

RESOLVED: (Pensabene / Blackmore)

That Councillors be advised by the General Manager in writing when the Mayor is prevented by illness, absence or otherwise from exercising the function of Mayor.

For the Motion: Councillors Blackmore, Doueihi, Duggan, Hall, Kokkolis and Pensabene

Against the Motion: Nil

12.11 Support for Diwali Festival

I MOVE:

That:

1. Strathfield Council, in conjunction with the Hindu Council of Australia, support the annual event of Diwali through promoting the celebration as a local cultural event of significance via Council's communications.

2. Strathfield Council review its fees and charges for local community groups utilising local parks as part of the development of the new CSP.

.

180/17

RESOLVED: (Pensabene / Duggan)

That:

1. Strathfield Council, in conjunction with the Hindu Council of Australia, support the annual event of Diwali through promoting the celebration as a local cultural event of significance via Council's communications.

2. Strathfield Council review its fees and charges for local community groups utilising local parks as part of the development of the new CSP.

For the Motion: Councillors Blackmore, Doueihi, Duggan, Hall, Kokkolis and Pensabene

Against the Motion: Nil

12.12 Confirmation of Advocacy Funding Beyond July 2018

I MOVE:

That Strathfield Council write to the Premier, Minister for Disability Services, Federal Member Craig Laundy and State Member Jodie McKay to continue to fund the advocacy funding to the NDIS scheme beyond July 2018.

181/17

RESOLVED: (Pensabene / Kokkolis)

That Strathfield Council write to the Premier, Minister for Disability Services, Federal Member Craig Laundy and State Member Jodie McKay to continue to fund the advocacy funding to the NDIS scheme beyond July 2018.

For the Motion: Councillors Blackmore, Doueihi, Duggan, Hall, Kokkolis and Pensabene

Against the Motion: Nil

182/17

RESOLVED: (Blackmore / Pensabene)

Councillor Hall to step down from the chair during her motions.

For the Motion: Councillors Blackmore, Doueihi, Duggan, Hall, Kokkolis and Pensabene

Against the Motion: Nil

183/17

RESOLVED: (Blackmore / Duggan)

Councillor Doueihi to temporarily take the chair.

For the Motion: Councillors Blackmore, Doueihi, Duggan, Hall, Kokkolis and Pensabene

Against the Motion: Nil

12.13 Australian Catholic University (Strathfield) Green Travel Plan & Australian Catholic University Limited v Minister for Planning and Infrastructure and Anor [2014] NSWLEC 1238 (18 November 2014)

I MOVE:

That:

1. Council confirm that the Green Travel Plan & CTMP of December 2015 and November 2016 respectively have been prepared in consultation with Council;

2. Council confirm whether the Green Travel Plan & the Campus Travel and Monitoring Plan has been approved by the Secretary of the Department of Planning required by Clause A6(a) of the judgement;

3. Council prepare a report on the framework council has adopted with regards to the monitoring, policing and compliance of the GTP and the CTMP (Clause A6(b));

4. Council review the judgement of *Australian Catholic University Limited v Minister for Planning and Infrastructure and Anor [2014] NSWLEC 1238 (18 November 2014)* to ensure that the GTP and the CTMP are consistent with the Orders made by the Court;

5. Council investigate the accuracy and reliability of the GTP and CTMP to establish whether in accordance with *paragraph 135* of the Judgement, the GTP and the CTMP requires updating and amending. The GTP refers to the Active Travel Plan and the Draft Town Centre Masterplan as part of the Existing Policy Framework. The Active Travel Plan has not been adopted by council and the Town Centre Masterplan is still in its infancy and should therefore not form part of the GTP nor be considered as part of the framework for Mode Share Targets.

6. A copy of the monitoring and reporting framework and results be provided to council for the 2017 year for review by the ACU and the Consultant.

7. In accordance with CTMP 4.1 Mode Share and Modal Share Targets, Council together with

the Traffic Committee investigates the introduction of restricted / timed parking in nearby streets in an effort to assist in the reduction in car driver mode share and the encouragement of alternatives modes.

184/17

RESOLVED: (Hall / Pensabene)

That:

1. Council confirm that the Green Travel Plan & CTMP of December 2015 and November 2016 respectively have been prepared in consultation with Council;

2. Council confirm whether the Green Travel Plan & the Campus Travel and Monitoring Plan has been approved by the Secretary of the Department of Planning required by Clause A6(a) of the judgement;

3. Council prepare a report on the framework council has adopted with regards to the monitoring, policing and compliance of the GTP and the CTMP (Clause A6(b));

4. Council review the judgement of *Australian Catholic University Limited v Minister for Planning and Infrastructure and Anor [2014] NSWLEC 1238 (18 November 2014)* to ensure that the GTP and the CTMP are consistent with the Orders made by the Court;

5. Council investigate the accuracy and reliability of the GTP and CTMP to establish whether in accordance with *paragraph 135* of the Judgement, the GTP and the CTMP requires updating and amending, for example. The GTP refers to the Active Travel Plan and the Draft Town Centre Masterplan as part of the Existing Policy Framework. The Active Travel Plan has not been adopted by council and the Town Centre Masterplan is still in its infancy and should therefore not form part of the GTP nor be considered as part of the framework for Mode Share Targets.

6. A copy of the monitoring and reporting framework and results be provided to council for the 2017 year for review by the ACU and the Consultant.

7. In accordance with CTMP 4.1 Mode Share and Modal Share Targets, Council together with the Traffic Committee investigates the introduction of restricted / timed parking in nearby streets in an effort to assist in the reduction in car driver mode share and the encouragement of alternatives modes in conjunction with the residents parking scheme.

For the Motion: Councillors Blackmore, Doueihi, Duggan, Hall, Kokkolis and Pensabene

Against the Motion: Nil

12.14 Priority Precinct and Draft District Plan Residents Information Forum

I MOVE:

That Council requests the Department of Planning and the Greater Sydney Commission to jointly hold a community information session in Strathfield in November on the proposed Priority Precinct and the Draft City East District Plan.

185/17

RESOLVED: (Hall / Pensabene)

That Council requests the Department of Planning and the Greater Sydney Commission and the Better Planning Network and the Total Environment Centre to hold a community information session in Strathfield in November on the proposed Priority Precinct and the Draft City East District Plan.

That residents are informed by the Council's e-news, the Mayoral Column and by letterbox drop.

For the Motion: Councillors Blackmore, Doueihi, Duggan, Hall, Kokkolis and Pensabene
Against the Motion: Nil

12.15 Shared Internal Audit Services

I MOVE:

That Council investigate and prepare a report to Council and the Audit Committee into the synergies and cost savings available to Council on the sharing of the Internal Audit function via collaborative arrangements with other councils.

Reference is made to The OLG internal audit guidelines September 2010 at 2.4.3.

Currently Kuring-Gai, Mosman, Lane Cove, Hunters Hill and North Sydney councils have a sharing arrangement and note that all of these councils fought amalgamation.

186/17

RESOLVED: (Hall / Blackmore)

That Council investigate and prepare a report to Council and the Audit Committee by March 2018 into the synergies and cost savings available to Council on the sharing of the Internal Audit function via collaborative arrangements with other councils.

Reference is made to The OLG internal audit guidelines September 2010 at 2.4.3.

Currently Kuring-Gai, Mosman, Lane Cove, Hunters Hill and North Sydney councils have a sharing arrangement and note that all of these councils fought amalgamation.

For the Motion: Councillors Blackmore, Doueihi, Duggan, Hall, Kokkolis and Pensabene

Against the Motion: Nil

12.16 Asset Management Internal Audit Report

I MOVE:

That Finding 4 (page 10), Recommendation No. 4.1 "Council should consider whether Asset management plans should be developed for other categories of council assets such as the golf course, sporting fields, open space, trees and other environmental assets" of the 'Internal Audit Report – Asset Management", currently at 'Medium' be re assessed to "High".

The Risk identified*: "asset management plans may not exist for all program areas which may lead*

to inefficient resources allocation for asset development and maintenance" and the Finding*: "Asset Management Plans have not been developed for open space, sporting grounds, public trees and other environmental assets",* sufficiently warrant the Priority to be increased from Medium to High.

187/17

RESOLVED: (Hall / Pensabene)

That Finding 4 (page 10), Recommendation No. 4.1 "Council should consider whether Asset management plans should be developed for other categories of council assets such as the golf course, sporting fields, open space, trees and other environmental assets" of the 'Internal Audit Report – Asset Management", currently at 'Medium' be re assessed to "High".

The Risk identified*: "asset management plans may not exist for all program areas which may lead to inefficient resources allocation for asset development and maintenance"* and the Finding*: "Asset Management Plans have not been developed for open space, sporting grounds, public trees and other environmental assets",* sufficiently warrant the Priority to be increased from Medium to High.

For the Motion: Councillors Blackmore, Doueihi, Duggan, Hall, Kokkolis and Pensabene

Against the Motion: Nil

12.17 Pomeroy Street - Former Bowling Club Site

I MOVE:

1. That staff provide a report to the next Councillors Workshop on the history and use of the former bowling club site.

2. That staff provide a report on the repairs needed for the Men's Shed building.

188/17

RESOLVED: (Hall / Kokkolis)

1. That staff provide a report to the next Councillors Workshop on the history and use of the former bowling club site and associated Men's Shed building.

2. That staff provide a report on the repairs needed for the Men's Shed building.

For the Motion: Councillors Blackmore, Doueihi, Duggan, Hall, Kokkolis and Pensabene

Against the Motion: Nil

Councillor Hall resumed the chair.

12.18 Chess Board in Strathfield Square

I MOVE:

That:

1. A report be provided to Council on the installation of a Giant Chess Board in Strathfield Square;

2. The preferred location of the Chess Board is the western side boundary behind the bus shelter; and

3. The Chess Pieces to be left in Strathfield Square between 8am till 4:30pm Monday to Friday and during the appropriate daytime hours on the Week-ends depending on council staffs working hours for people who want to play chess.

AMENDMENT: (Blackmore / Kokkolis)

That:

1. A report be provided to Council on the installation of a Giant Chess Board in Strathfield Square;

2. The preferred location of the Chess Board is the western side boundary behind the bus shelter; and

3. The Chess Pieces to be left in Strathfield Square between 8am till 4:30pm Monday to Friday and during the appropriate daytime hours on the Week-ends depending on council staffs working hours for people who want to play chess.

For the Motion: Councillors Blackmore and Kokkolis

Against the Motion: Councillors Doueihi, Duggan, Hall and Pensabene

The Deputy Mayor declared the motion Lost.

13. GENERAL BUSINESS

GM1 Delivery Program and Operational Plan Six-Monthly Progress Report

189/17

RESOLVED: (Doueihi / Kokkolis)

That the Delivery Program six-monthly progress report for January to June 2017 be noted.

For the Motion: Councillors Blackmore, Doueihi, Duggan, Hall, Kokkolis and Pensabene

Against the Motion: Nil

CS1 Investment Report as at 30 September 2017

190/17

RESOLVED: (Doueihi / Kokkolis)

That the record of cash investments as at 30 September 2017 noted.

For the Motion: Councillors Blackmore, Doueihi, Duggan, Hall, Kokkolis and Pensabene

Against the Motion: Nil

CS2 Quarterly Budget Review as at 30 September 2017

191/17

RESOLVED: (Kokkolis / Pensabene)

That the Budget Review Statement as at 30 September 2017 be received and adopted.

For the Motion: Councillors Blackmore, Doueihi, Duggan, Hall, Kokkolis and Pensabene

Against the Motion: Nil

CS3 Council Committees 2017/2018

192/17

RESOLVED: (Kokkolis / Pensabene)

That the report be received and noted.

For the Motion: Councillors Blackmore, Doueihi, Duggan, Hall, Kokkolis and Pensabene

Against the Motion: Nil

ID1 Planning Proposal/Noise Attenuation Methods

193/17

RESOLVED: (Blackmore / Kokkolis)

That Council note and support the methods and legislation available pertaining to noise attenuation*.*

That the report be made available to residents at the street meeting on 2 December 2017.

For the Motion: Councillors Blackmore, Doueihi, Duggan, Hall, Kokkolis and Pensabene

Against the Motion: Nil

14. MATTERS OF URGENCY IN ACCORDANCE WITH CLAUSE 241 OF THE LOCAL GOVERNMENT GENERAL REGULATION, 2005

That pursuant to Clause 241 of the Local Government (General) Regulation 2005 the following matter be dealt with as it is considered to be of great urgency.

The Chairperson ruled that the matter was of great urgency.

194/17

RESOLVED: (Pensabene)

That a report be provided to Council on a strategy to manage hire bicycles left in the Strathfield LGA.

For the Motion: Councillors Blackmore, Doueihi, Duggan, Hall, Kokkolis and Pensabene

Against the Motion: Nil

15. CLOSED SESSION

Nil

THERE BEING NO FURTHER BUSINESS THE MEETING CLOSED AT 9.16pm.

The foregoing Minutes were confirmed at the meeting of the Council of the Municipality of Strathfield on 5 December 2017.

Chairperson_____ General Manager_____

5.1 100TH BIRTHDAY - MRS ELSA ROSA WINTON

AUTHOR: James Ng, Corporate Services Manager

APPROVER: Anthony Hewton, Director Corporate and Human Services

RECOMMENDATION

That Council write to Mrs Elsa Rosa Winton to congratulate her on her 100th birthday.

PURPOSE OF REPORT

To congratulate Mrs Elsa Rosa Winton on her 100th birthday.

REPORT

Council has received an application to issue a congratulatory letter to Strathfield resident Mrs Elsa Rosa Winton to celebrate her 100th birthday.

FINANCIAL IMPLICATIONS

There are no financial implications.

ATTACHMENTS

There are no attachments for this report.

9.1 MAYORAL MINUTE NO. 23/17 - MAYORAL COLUMN ON LIGHT RAIL

AUTHOR: Gulian Vaccari, Councillor

APPROVER: Henry T Wong, General Manager

I MOVE:

That as per Mayoral Column on Inner West Courier on Tuesday 31 October 2017 in relation to light rail, Council raise concerns with and call on the NSW State Government to revisit this announcement and also seek a meeting with the Transport Minister at the earliest opportunity to have this decision reviewed.

RECOMMENDATION

That as per Mayoral Column on Inner West Courier on Tuesday 31 October 2017 in relation to light rail, Council raise concerns with and call on the NSW State Government to revisit this announcement and also seek a meeting with the Transport Minister at the earliest opportunity to have this decision reviewed.

ATTACHMENTS

There are no attachments for this report.

9.2 MAYORAL MINUTE NO. 24/17 - RESIDENT PARKING SCHEME PERMIT AND VISITOR PERMIT

AUTHOR: Gulian Vaccari, Councillor

APPROVER: Henry T Wong, General Manager

I MOVE:

That:

1. effective immediately, all residents in Resident Parking Scheme (RPS) areas be provided with their first RPS permit and visitor permit free of charge.

2. Ismay Ave precinct RPS be extended from its current closing date of 31/12/17 to 31/12/19

RECOMMENDATION

That:

1. **effective immediately, all residents in Resident Parking Scheme (RPS) areas be provided with their first RPS permit and visitor permit free of charge.**

2. **Ismay Ave precinct RPS be extended from its current closing date of 31/12/17 to 31/12/19**

ATTACHMENTS

There are no attachments for this report.

9.3 MAYORAL MINUTE NO. 25/17 - SPEED LIMIT AT EMERGENCY INCIDENT SITES

AUTHOR: Gulian Vaccari, Councillor

APPROVER: Henry T Wong, General Manager

I MOVE:

That Council write to the NSW Premier; the NSW State Minister for Roads, Maritime and Freight; Roads and Maritime Services; and the State Member for Strathfield to support changes to legislation to implement a speed limit of 40 kilometres per hour at emergency incident sites.

RECOMMENDATION

That Council write to the NSW Premier; the NSW State Minister for Roads, Maritime and Freight; Roads and Maritime Services; and the State Member for Strathfield to support changes to legislation to implement a speed limit of 40 kilometres per hour at emergency incident sites.

ATTACHMENTS

There are no attachments for this report.

9.4 MAYORAL MINUTE NO. 26/17 - SUBMISSION TO ECONOMICS LEGISLATION COMMITTEE REGARDING APRA CRISIS POWERS BILL

AUTHOR: Gulian Vaccari, Councillor

APPROVER: Henry T Wong, General Manager

I MOVE:

That in line with previous resolutions, Council mail a written submission within the week, to the Senate Standing Committees on Economics regarding the Financial Sector Legislation Amendment (Crisis Resolution Powers and Other Measures) Bill 2017:

1. urging that the bill be rejected because it seeks to grant the Australian Prudential Regulatory Authority (APRA) extensive powers to resolve failing bank(s) in the event of a financial crisis by limiting access of Council and ordinary Australians (including residents of Strathfield) to their equity.

2. urging the Federal Parliament to instead implement Glass-Steagall separation of commercial banking from their investment divisions, to ensure that tax payers, ordinary Australians, including the residents of Strathfield, and Council do not have to wear the anticipated speculative losses of the banks.

RECOMMENDATION

That in line with previous resolutions, Council mail a written submission within the week, to the Senate Standing Committees on Economics regarding the Financial Sector Legislation Amendment (Crisis Resolution Powers and Other Measures) Bill 2017:

1. **urging that the bill be rejected because it seeks to grant the Australian Prudential Regulatory Authority (APRA) extensive powers to resolve failing bank(s) in the event of a financial crisis by limiting access of Council and ordinary Australians (including residents of Strathfield) to their equity.**

2. **urging the Federal Parliament to instead implement Glass-Steagall separation of commercial banking from their investment divisions, to ensure that tax payers, ordinary Australians, including the residents of Strathfield, and Council do not have to wear the anticipated speculative losses of the banks.**

ATTACHMENTS

1.⇩ Minutes Council Meeting 5 April 2016

ATTACHMENT 1

3. That Council note that Australia's big four banks:
   i) are exposed to the inflated and increasingly unaffordable domestic property market;
   ii) are dangerously exposed to toxic derivatives ($32 trillion, up from $15 trillion in 2010);
   iii) are heavily reliant on foreign loans; and
   iv) have subsidiaries in New Zealand where bail-in policy has been fully implemented (up to 100 per cent haircut in the event of a bank being in trouble) and have international shareholders in countries where bail-in has been implemented.
4. That Council reaffirm its stances against bail-in and for Glass-Steagall in Australia given the increasing vulnerability of the banking sector.
5. That Council note that its stance is consistent with the sentiments of over 500 Australians who made submissions to the Financial System Inquiry, calling for US-styled Glass-Steagall bank regulation, including the late Malcolm Fraser.
6. That Council write to every member of the House of Representatives and every Federal senator urging that they:
   i) reject bail-in in all forms;
   ii) institute Glass-Steagall as a means of protecting the commercial banking sector (including the deposits of Council and the residents of Strathfield) from speculative banking.
7. That all correspondence resulting from this resolution have the entire resolution attached.

7 0 / 1 0

RESOLVED: (Soulos/Vaccari)

1. That Council note that United States presidential candidate Bernie Sanders has repeatedly called for the Glass-Steagall-style breaking up of too-big-to-fail financial institutions in the United States.
2. That Council note that United Kingdom opposition leader Jeremy Corbyn promotes Glass-Steagall.
3. That Council note that Australia's big four banks:
   i) are exposed to the inflated and increasingly unaffordable domestic property market;
   ii) are dangerously exposed to toxic derivatives ($32 trillion, up from $15 trillion in 2010);
   iii) are heavily reliant on foreign loans; and
   iv) have subsidiaries in New Zealand where bail-in policy has been fully implemented (up to 100 per cent haircut in the event of a bank being in trouble) and have international shareholders in countries where bail-in has been implemented.

4. That Council reaffirm its stances against bail-in and for Glass-Steagall in Australia given the increasing vulnerability of the banking sector.

5. That Council note that its stance is consistent with the sentiments of over 500 Australians who made submissions to the Financial System Inquiry, calling for US-styled Glass-Steagall bank regulation, including the late Malcolm Fraser.

6. That Council write to every member of the House of Representatives and every Federal senator urging that they:

   i) reject bail-in in all forms;

   ii) institute Glass-Steagall as a means of protecting the commercial banking sector (including the deposits of Council and the residents of Strathfield) from speculative banking.

7. That all correspondence resulting from this resolution have the entire resolution attached.

For the Motion: Councillors Ok, Datta, Soulos and Vaccari

Against the Motion: Councillors Bott, Kokkolis and McLucas

The Mayor declared the Motion Carried.

4. **Workshop Regarding Park Areas**

I MOVE:

That a workshop be held next month regarding increasing park area in the Strathfield LGA.

79/16

RESOLVED: (Soulos/Vaccari)

1. That a workshop be held next month regarding increasing park area in the Strathfield LGA.

2. That this workshop also consider any Section 94 funds which may be available.

For the Motion: Councillors Ok, Bott, Datta, Kokkolis, McLucas, Soulos and Vaccari

Against the Motion: Nil

12. GENERAL BUSINESS

GM1. 2016 National General Assembly of Local Government

80/16

RESOLVED: (Datta/Kokkolis)

1. That Council submit the following Notice of Motion to the 2016 National General Assembly of Local Government:

9.5 MAYORAL MINUTE NO. 27/17 - POWELL'S CREEK BIKE AND WALKING TRACK

AUTHOR: Gulian Vaccari, Councillor

APPROVER: Henry T Wong, General Manager

I MOVE:

That a report be prepared to inform Council what needs to be done to extend the Powell's Creek Bike and walking track to Strathfield Station, including potential compulsory land acquisitions and status of land contributed by Columbia Lane development (immediately to the west of the canal).

RECOMMENDATION

That a report be prepared to inform Council what needs to be done to extend the Powell's Creek Bike and walking track to Strathfield Station, including potential compulsory land acquisitions and status of land contributed by Columbia Lane development (immediately to the west of the canal).

ATTACHMENTS

There are no attachments for this report.

9.6 MAYORAL MINUTE NO. 28/17 - HUDSON PARK GOLF COURSE AND DRIVING RANGE

AUTHOR: Gulian Vaccari, Councillor

APPROVER: Henry T Wong, General Manager

I MOVE:

That staff prepare a report on the levels of usage and finances to do with maintaining and operating Hudson Park driving Range (this in view of State Government's Greener Places Plan page 20 which requires Councils to examine opportunities for better and greater use of its open space).

RECOMMENDATION

That staff prepare a report on the levels of usage and finances to do with maintaining and operating Hudson Park driving Range (this in view of State Government's Greener Places Plan page 20 which requires Councils to examine opportunities for better and greater use of its open space).

ATTACHMENTS

There are no attachments for this report.

9.7 MAYORAL MINUTE NO. 29/17 - AUSTRALIAN CITIZENSHIP AFFIRMATION IN 2018

AUTHOR: Gulian Vaccari, Councillor

APPROVER: Henry T Wong, General Manager

I MOVE:

That Council include a short Australian Citizenship Affirmation Ceremony as part of its 2018 Australia Day Event.
.

RECOMMENDATION

That Council include a short Australian Citizenship Affirmation Ceremony as part of its 2018 Australia Day Event.

ATTACHMENTS

There are no attachments for this report.

9.8 MAYORAL MINUTE NO. 30/17 - EPA AMENDMENT BILL 2017, COMPLYING DEVELOPMENT AND CERTIFIERS

AUTHOR: Gulian Vaccari, Councillor

APPROVER: Henry T Wong, General Manager

I MOVE:

That a report be provided to the February 2018 Ordinary Council meeting on the implications of compliance changes (see Rationale below) to the complying development pathway within the EPA Amendment Bill 2017. Further that the report looks at how the amended Act addresses the role of appointment of certifiers within the development process.

RECOMMENDATION

That a report be provided to the February 2018 Ordinary Council meeting on the implications of compliance changes (see Rationale below) to the complying development pathway within the EPA Amendment Bill 2017. Further that the report looks at how the amended Act addresses the role of appointment of certifiers within the development process.

ATTACHMENTS

There are no attachments for this report.

9.9 MAYORAL MINUTE NO. 31/17 - ANZ STADIUM AT HOMEBUSH

AUTHOR: Gulian Vaccari, Councillor

APPROVER: Henry T Wong, General Manager

I MOVE:

That:

1. Council write immediately to the NSW State Premier, Gladys Berejiklian and Sports Minister, Stuart Ayres asking the government to review its decision to demolish ANZ stadium at Homebush to demolish and rebuild.

2. The money saved be allocated in any proportion the government sees fit to;
   a) Local councils within a 10km radius of ANZ stadium to be spent exclusively on upgrading local sporting facilities
   b) Local public schools within a 10km radius of ANZ stadium so as to reduce the number of demountable classrooms within our public schools
   c) Further upgrading of the Concord Hospital
   d) Improvements to congested intersections on our road network
   e) That the correspondence be carbon copied to the mayors of Cumberland, Parramatta, Ryde, Canada Bay and Burwood Councils asking them to consider sending similar correspondence

RECOMMENDATION

That:

1. **Council write immediately to the NSW State Premier, Gladys Berejiklian and Sports Minister, Stuart Ayres asking the government to review its decision to demolish ANZ stadium at Homebush to demolish and rebuild.**

2. **The money saved be allocated in any proportion the government sees fit to;**
   a) Local councils within a 10km radius of ANZ stadium to be spent exclusively on upgrading local sporting facilities
   b) Local public schools within a 10km radius of ANZ stadium so as to reduce the number of demountable classrooms within our public schools
   c) Further upgrading of the Concord Hospital
   d) Improvements to congested intersections on our road network
   e) That the correspondence be carbon copied to the mayors of Cumberland, Parramatta, Ryde, Canada Bay and Burwood Councils asking them to consider sending similar correspondence

ATTACHMENTS

There are no attachments for this report.

9.10 MAYORAL MINUTE NO. 32/17 - INSTALLATION OF PUBLIC CHESS BOARDS IN STRATHFIELD SQUARE

AUTHOR: Gulian Vaccari, Councillor

APPROVER: Henry T Wong, General Manager

I MOVE:

That Council install a standard size chess board on exiting furniture located at each of the 4 sides of Strathfield Square to promote the playing of chess by the public.

RECOMMENDATION

That Council install a standard size chess board on exiting furniture located at each of the 4 sides of Strathfield Square to promote the playing of chess by the public.

ATTACHMENTS

There are no attachments for this report.

9.11 MAYORAL MINUTE NO. 33/17 - REVISED STRATHFIELD CONSOLIDATED DEVELOPMENT CONTROL

AUTHOR: Gulian Vaccari, Councillor

APPROVER: Henry T Wong, General Manager

I MOVE:

That council places;

1 Draft Part A of the Revised Strathfield Consolidated Development Control Plan – Dwelling Houses and Ancillary Structures, and

2 Draft new Part R - Subdivision Development Control Plan

on public exhibition for 60 days in accordance with the Environmental Planning and Assessment Act 1979 and the Environmental Planning Regulation 2000.

And following their exhibition, a report to council be prepared on the submissions received for the Council's further consideration

RECOMMENDATION

That council places;

1. **Draft Part A of the Revised Strathfield Consolidated Development Control Plan – Dwelling Houses and Ancillary Structures, and**
2. **Draft new Part R - Subdivision Development Control Plan**

on public exhibition for 60 days in accordance with the Environmental Planning and Assessment Act 1979 and the Environmental Planning Regulation 2000.

And following their exhibition, a report to council be prepared on the submissions received for the Council's further consideration

ATTACHMENTS

There are no attachments for this report.

9.12 MAYORAL MINUTE NO. 34/17 - INVITATION TO BE A CDSFA PATRON

AUTHOR: Gulian Vaccari, Councillor

APPROVER: Henry T Wong, General Manager

I MOVE:

That Council formally accept the Canterbury District Soccer Football Association's invitation and thank them for bestowing such an honor on the Mayor of Strathfield.

RECOMMENDATION

That Council formally accept the Canterbury District Soccer Football Association's invitation and thank them for bestowing such an honor on the Mayor of Strathfield.

ATTACHMENTS

There are no attachments for this report.

11.1 REPORT FROM TRAFFIC COMMITTEE MEETING ON 21 NOVEMBER 2017

AUTHOR: Satwinder Saini, Principal Engineer/Traffic Management

APPROVER: Gordon Malesevic, Acting Manager Infrastructure Development & Works Manager

RECOMMENDATION

That the minutes of the Traffic Committee meeting held on 21 November 2017 be noted and the recommendations (if any) be adopted.

ATTACHMENTS

1.⇩ Traffic Committee Meeting Minutes 21 November 2017

ATTACHMENT 1

STRATHFIELD COUNCIL

MINUTES

Traffic Committee Meeting

21 November 2017

TRAFFIC COMMITTEE MEETING - 21 NOVEMBER 2017

MINUTES

Minutes of the Traffic Committee Meeting of Strathfield Municipal Council held on 21 November 2017, in the Main Meeting Room, 65 Homebush Road, Strathfield.

COMMENCING: 11.02

PRESENT:	Gulian Vaccari	Chairperson, SMC
	Karen Pensabene	Councillor
	Mr Kristian Calcagno	Roads and Maritime Services
	Sgt Valerie Wagstaff	NSW Police Service
	Ms Jacqui Thorburn	Representing Member for Strathfield

ALSO IN ATTENDANCE:

Mr Gordon Malesevic	Infrastructure Planning Manager SMC
Ms Satwinder Saini	Principal Engineer/Traffic Management
Ms Dhivya Gnanavelu	Traffic Investigations Officer
Ms Usha Arvind	Road Safety Officer

1. WELCOME AND INTRODUCTION

2. APOLOGIES

Councillor Stephanie Kokkolis	Deputy Chairperson, SMC
Mr Rabih Bekdache	State Transit Authority

3. DECLARATIONS OF INTEREST

4. CONFIRMATION OF MINUTES

RECOMMENDATION

That the minutes of the Traffic Committee Meeting meeting held on 17 October 2017, a copy of which has been furnished to each Councillor, be taken as read and confirmed as a true and correct record of that meeting and that the Chairman and General Manager be authorised to sign such minutes.

Voting on this item was unanimous

5. DEFERRED/OUTSTANDING ITEMS

Nil

6. REPORTS

6.1 Traffic Committee Agenda - 21 November 2017

Council has received requested for reviewing the parking arrangements for accommodating an additional area be designated for drop off and pick up adopted on the Boulevarde, which was resolved in the Traffic Committee meeting held on 21 March 2017.

As part of the upgrade of Strathfield Square, a review of parking arrangements was undertaken to ensure compliance with the relevant Australian Road Rules. This review identified a discrepancy in the signposting in the section of The Boulevarde north of Churchill Avenue (the cul-de-sac adjacent to Strathfield Station).

Immediately north of the Churchill Avenue intersection a small section of the road (approximately 6 metres) was signposted as 'No Parking'. No Parking allows for a vehicle to be stopped for up to 2 minutes provided the motorists remains within 3 metres of the vehicle. While the previous signposting allowed for the drop off and pick up of passengers, it was positioned such that any stopped vehicle would be within 3 metres of the continuous dividing centre line and would effectively block the traffic flow (NSW Road Rule 208 states that it is an offence to be parked within 3 metres of a continuous dividing line or to park in a manner that obstructs traffic flow). In addition, any vehicle attempting to pass would be required to (illegally) travel to the right of a continuous line (NSW Road Rule 132 requires motorists to keep to the left of a continuous dividing line). As such this small section of 'No Parking' was removed.

An AM and PM drop off and pick up area was signposted in Churchill Avenue in the setback parking bay area. On the eastern (Burwood Council) side of The Boulevarde there is also an AM and PM drop off and pick up area that can accommodate 2-3 vehicles.

Notwithstanding this, given the demand for drop off and pick up at Strathfield Station, a section of The Boulevarde on the approach to the Parnell Street intersection was changed as per the table below (note change commencing from the existing 'No Stopping' restriction).

	EXISTING	PROPOSED
0m	No Stopping (R) Mail Zone (L)	No Stopping (R) No Parking (L)
7.5m	Mail Zone (R) Loading Zone (L)	No Parking (R) No Parking 7am – 9am, 4pm – 6pm MON-SAT (L) Loading Zone 9am – 4pm MON- SAT (L)
19m	Loading Zone (R) 1P 8:30am – 6pm MON – SAT (L)	No Parking 7am – 9am, 4pm – 6pm MON-SAT (R) Loading Zone 9am – 4pm MON- SAT (R) 1P 8:30am – 6pm MON – SAT (L)

With the removal of the Mail Zone replaced with a full time 'No Parking' zone, postal workers can still access the post boxes with a 'No Parking' restriction as the emptying of the boxes can be undertaken within 2 minutes.

The 'Loading Zone' was adjusted to permit 'No Parking' during peak drop off and pick up times to augment the permanent 'No Parking' control. The existing 'Loading Zone' in Churchill Avenue has capacity for up to 5 vehicles and is sufficient as a full time arrangement.

The Committee had a representation from a member of the Public Mr. Napper Howard, where he discussed the difficulty in dropping off in the surrounds of the train station. He has noticed that the conversion of "Drop Off" zone near the roundabout on The Boulevarde and Strathfield Square to 'No Stopping' has forced the commuters to go around the lights at Churchill Avenue. This creates queuing up of the traffic during the peak hours and extra travel time. He also raised his concerns around the safety issues arising out of lack of appropriate drop off and pick up zone.

The Committee discussed various possible options to create a drop off and pick up zone in the surrounds of Strathfield Square and The Boulevarde to aid drop off and pick up facilities. Council officers will be liaising with RMS to determine best solutions available for the same.

RECOMMENDATION

1. That the Council officers investigate converting the existing 'No Stopping' zone to 'Drop Off' zone.
2. That the Council officers liaise with RMS to identify the feasibility of converting the area near The Boulevarde and Strathfield Square to shared zone.
3. That the report be brought back to the meeting of the December Traffic Committee.

(Voting on this item was unanimous)

6.2 Liverpool Road - Fitzgerald Crescent - Pavement Marking

Council received a request from the resident of 21 Fitzgerald Crescent, Strathfield for the review of the access control at the intersection of Fitzgerald Crescent and Liverpool Road. The request is for consideration of 'Keep Clear' markings at the intersection to provide the access way clear for the motorist to enter Liverpool Road on the westbound carriageway.

RMS had investigated the customer's request at the intersection of Liverpool Road and Fitzgerald Crescent and does not support the installation of 'Keep Clear' line marking at this location. It was commented that "*Roads and Maritime Guidelines state that the markings should only be provided where right turning vehicles are prevented from entering or exiting the side street, and subsequently cause traffic to queue back through a signalised intersection, or where the waiting right turning vehicle causes a road safety problem due to the road geometry. Installing 'Keep Clear' pavement markings is considered unsafe for right turning vehicles from side roads and may give a false perception that these vehicles can turn right when it is unsafe to do so. RMS does not encourage motorists to queue across multiple lanes and stopping in the through lane in order to turn right out of Fitzgerald Crescent onto Liverpool Road. Vehicles queuing across an intersection are in breach of NSW Road Rule 128 which states 'A driver must not enter an intersection if the driver cannot drive through the intersection because the intersection, or a road beyond the intersection, is blocked', this rule is enforceable by the NSW Police.*

It was advised that RMS will arrange for the installation of a 'Do Not Queue Across Intersection'sign at this location to deter motorists from blocking the intersection.

The Committee had representation from Mr. Pano Tsavaris regarding the difficulty in turning right from Fitzgerald Crescent onto Liverpool Road. He advised that with new developments coming up in the area the traffic congestion will worsen up if some action is not being taken. Currently the motorists wanting to turn right on Liverpool Road are turning left on Hume Highway and use Wallis Avenue to make a U-turn and start back on Hume Highway again. He also handed over a petition with 50 signatures that was handed over to the RMS.

RMS advised the committee that they will be putting up advisory signs at the intersection.

RECOMMENDATION

1. That RMS send an email to the Council to advise if there were other options that can be investigated to make this intersection better.

2. That RMS liaise with the Council with regards to the installation of appropriate delineation.
3. That the petition received from Mr. Pano be noted.

(Voting on this item was unanimous)

6.3 Mintaro Avenue - LATM

Council had received concerns from the resident at 51 Mintaro Avenue about the existing traffic conditions on the street. The issue raised was obtruding adverse effect on the residential community arising from the traffic flow on Mintaro Avenue during lean hours. It was requested to restrict the access from Homebush Road on Mintaro Avenue.

Mintaro Avenue is a local road with the speed limit of 50 kmph with an uncontrolled intersection at Homebush Road and Left in Left out traffic arrangements at Liverpool Road. The intersection of Mintaro Avenue and the Cross Street has a roundabout as a traffic control. Mintaro Avenue is provided with unrestricted kerb side parking along the northern and the southern kerb alignment.

Upon receiving the complaint, the automatic traffic counts were organised to capture the existing traffic condition on Mintaro Avenue. The survey was done on 28 August 2017 for 7 days. The traffic pattern observed during this period is tabulated below:

Table 6.1.1: Observed Traffic Flow on Mintaro Avenue

Average Daily Traffic (Vehicles)		
EB	**WB**	**Combined**
541	316	857

The results indicate that the peak hour traffic volume on a normal week day is 69 vehicles/hour which is within the capacity of residential precinct of local roads. (Guide to Traffic Generating Development, 2000 suggests maximum peak hour volume for local street as 300 vehicles/hour). The movement of heavy vehicles observed on Mintaro Avenue between Homebush road and Cross Street is almost negligible.

The Committee had discussed that the results obtained from the Traffic Survey does not warrant any treatment on this street.

.

RECOMMENDATION

1. That no further action be taken with regards to Mintaro Avenue Local area Traffic Management Plan.
2. That the legal representative of the resident be notified on the committee's decision.

(Voting on this item was unanimous)

6.4 Mirrabooka Avenue - No Stopping Restriction

Council has received a complaint from the resident on Mirrabooka Avenue with regards to the safety issue arising due to the vehicles parked in the Cul-De-Sac of Mirrabooka Avenue. Mirrabooka Avenue is a local road with 8.5m carriageway with unrestricted kerbside parking on both sides of the road. The vehicles parked around the Cul-De-Sac make it difficult for the vehicles to manoeuvre. It is therefore proposed to provide 'No Stopping' restrictions at the Cul-De-Sac as below.

.

RECOMMENDATION

1. That the 'No Stopping' signs be installed around the Cul-De-Sac at Mirrabooka Avenue.

(Voting on this item was unanimous)

6.5 Myrna Road - Glenarvon Street - No Stopping Restriction

Council received a complaint from the resident of Glenarvon Street regarding the existing 'No Stopping' restriction provided at the intersection of Glenarvon Street and Myrna Road.

Council's Officer investigated the subject site and identified that a double barrier line exists on Myrna Road near its intersection with Glenarvon Street. The existing 'No Stopping' sign on the approach of Myrna Road north of Glenarvon Street is positioned in a way that reflects a conflicting message. The BB lines extend beyond 'No Stopping' sign and if a car is parked along the eastern kerb alignment of Myrna Road in front of these lines it only leaves 2.2m road width for a vehicle to pass through.

NSW Road Rule 208 states that it is an offence to be parked within 3 metres of a continuous dividing line or to park in a manner that obstructs traffic flow. In addition, any vehicle attempting to pass would be required to (illegally) travel to the right of a continuous line (NSW Road Rule 132 requires motorists to keep to the left of a continuous dividing line).

It was therefore considered a safety measure that required immediate addressing and this sign has now been placed to align with the BB line.

RECOMMENDATION

That the relocated 'No Stopping' sign at the end of double barrier line (BB line) at Myrna Road near its intersection with Glenarvon Street be approved.

(Voting on this item was unanimous)

6.6 Weeroona Road - Strathfield Golf Club

Council has received a request from Strathfield Golf Club to install a community sign and an illuminated sign on Weeroona Road to direct patrons to Strathfield Golf Club. Strathfield Golf Club will be constructed with its main access on Weeroona Road.

Weeroona Road is a local road, 11m wide with parking on both kerb alignments. The community facility sign for the Rookwood Cemetery is provided at the approach of the Weeroona Road from Centenary Drive along with the street sign. The patrons of Strathfield Golf Club can be directed to Weeroona Road to access the club house with the provision of Community Facility Name sign along with the existing sign at the entry of Weeroona Road from Centenary Drive.

Considering the traffic coming into Rookwood Cemetery, it is necessary to direct the patrons to the clubhouse in order to avoid the misleading of traffic to the clubhouse through the entrance of Rookwood Cemetery. Accordingly it was proposed to provide an illuminated Community Facility Sign for the Strathfield Golf Club (maximum size proposed is 1800mm x 1240mm) considering the poor visibility at night. All the costs associated with the signage installation shall be borne by the Golf Club.

At the Traffic Committee meeting held on 17 October 2017 it was resolved to amend the location of the signs proposed in front of the entry to the Rockwood Cemetery. After investigation, it was found that it is appropriate to provide the illuminated sign on the eastern kerb alignment of Weeroona Road opposite to Rookwood cemetery as indicated below.

The Community Facility Name sign below the existing sign on the entry of Weeroona Road from Centenary Drive is proposed as follows:

G5-14

The committee discussed that the size of illuminated sign should be reduced and should not display variable messages.

RECOMMENDATION

1. That the community sign for the Strathfield Golf Club be approved at the approach of the Weeroona Road from Centenary Drive.
2. That the illuminated community sign for the Strathfield Golf Club be deferred subject to the applicant providing the size and content details on the sign.

(Voting on this item was unanimous)

6.7 Potts Street - Bridge Road - Sydney Markets - Roundabout

Council has received a request from Sydney Markets seeking approval for their roundabout proposal at the intersection of Potts Street and Bridge Road, Homebush. In the Traffic Committee meeting of March 2017, this intersection was classified as a Road Related area and hence this matter has been brought to the attention of the Traffic Committee.

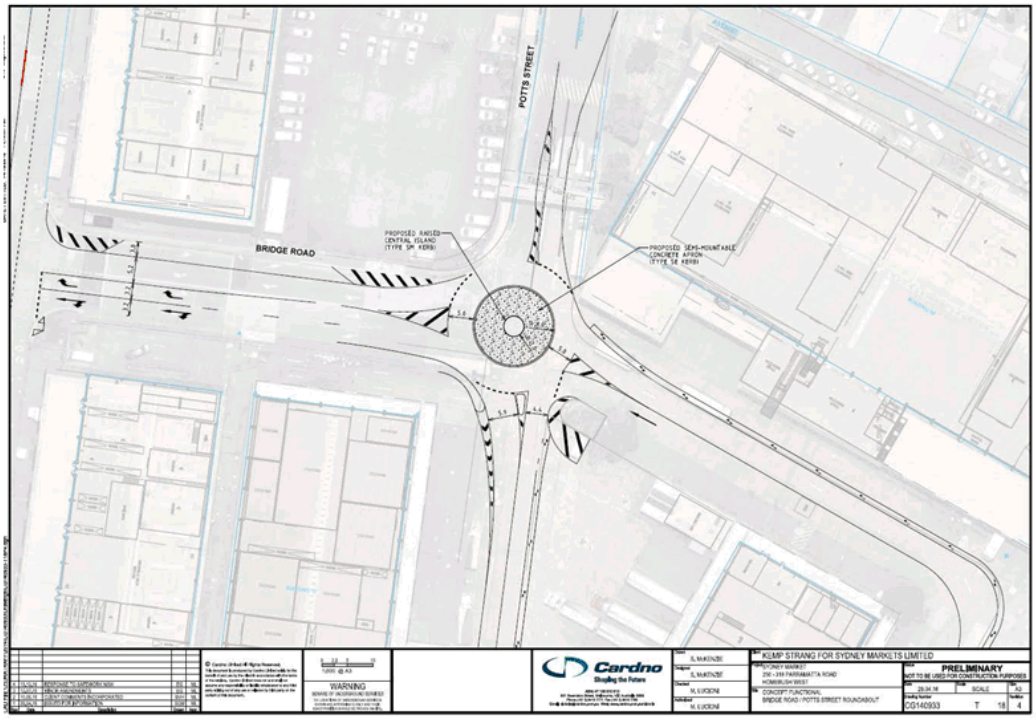

.

RECOMMENDATION

1. That the provision of a roundabout at the intersection of Potts Street and Bridge Road be approved.
2. That all the costs associated with the roundabout be borne by the Markets.

(Voting on this item was unanimous)

6.8 Sydney Markets - Temporary Road Closure - Temporary No Stopping Restriction

Council has received a Construction Traffic Management Plan for the development of a new warehouse and car park at 226-240 Great Western Highway, Homebush (DA 2016/160). It proposes to have full road closure of part of Dalton Avenue and 'No Stopping' restrictions on Smallwood Avenue and Dalton Avenue due to difficult maneuvering while accessing the site from Smallwood Avenue through Dalton Avenue. It is also conditioned in the DA that the upgrade works to Dalton Avenue including road widening, intersection realignment, on-street parking and footpath is incorporated within the development which shall be completed at no cost to Council.

Noting the fact that Dalton Avenue has minimal traffic flow, mostly from the existing car yards which are now closed, it is justified to encapsulate the portion of Dalton Avenue in the frontage of the subject site within the site boundary. These arrangements facilitate the execution of the construction activities in a safe manner as Dalton Avenue is a very narrow road with on street parking. In light of the above activities it will be beneficial to approve the request to safeguard vehicles and pedestrians.

OVERVIEW PLAN
Legend
Road Closure
traffic controller
Works Site
SITE
GREAT WESTERN HIGHWAY
DALTON AVE
SMALLWOOD AVE
nearmap

TCP EFFECTIVE
AS PER COUNCIL
DA APPROVAL ONLY
Legend
No Stopping
Manifest
7 x R5-400 R5-400
NO STOPPING
DALTON AVE
HUDSON ST
SMALLWOOD AVE
iGroup

RECOMMENDATION

1. That the closure of Dalton Avenue between Potts Street and Hudson Street to be encapsulated within the site boundary be approved.
2. That the 'No Stopping' restrictions on Dalton Avenue and Smallwood Avenue be approved to facilitate the movement of trucks accessing the site.
3. That the markets obtain any necessary Road Occupancy licenses or Road Closure permits as required.

(Voting on this item was unanimous)

6.9 4-6 Firth Avenue - Works Zone

Council has received an application requesting a 12 metre 'Works Zone' at 4-6 Firth Avenue in Strathfield. The development application (DA 2016/199) is for demolition of existing structures and construction of a two storey residential dwelling with basement car parking, in ground swimming pool and front fence. The total duration of construction activities is expected to be 24 months. The builder has stated that the 'Works Zone' will be required for a period of 18 months. During all stages of construction activity, trucks will enter and exit the site via temporary and separate entry and exit driveways.

Firth Avenue is a local road connecting Newton Road and Ada Avenue, 7.5 wide with unrestricted parking on both kerb alignments. Council's Officer has investigated the site and inferred that the provision of a 'Works Zone' at the location will not create any adverse impact on the surrounding area. The payment for the 'Works Zone' was made and a temporary approval for the 'Works Zone' was issued pending approval from the Traffic Committee.



.

RECOMMENDATION

1. That the frontage of 4-6 Firth Avenue signposted as 'Works Zone 7am - 5pm Monday – Saturday' for a length of 12m for a duration of 18 months adjacent to its driveway be approved.
2. That upon completion of the works, the 'Works Zone' be removed and unrestricted parking be reinstated.

(Voting on this item was unanimous)

6.10 25-29 Smallwood Avenue - Works Zone

An application has been received for the provision of a 20 metre 'Works Zone' at 25-29 Smallwood Avenue, Homebush. The development application (DA 2016/014) is for demolition of existing structures and construction of a seven storey mixed use development comprising of one ground floor commercial/retail tenancy and 43 residential units above two levels of basement car parking. The total duration of construction activities is expected to be 52 weeks. The builder has stated that the 'Works Zone' will be required for a period of 20 weeks. During all stages of construction activity, trucks will enter and exit the site via temporary and separate entry and exit driveways.

The subject site is located on Smallwood Avenue between Loftus Crescent and Dalton Avenue and Hudson Street is at the rear of the property. Council Officers have investigated the site and inferred that the provision of a 'Works Zone' at the location will not create any adverse impacts on the surrounding area. The payment for the 'Works Zone' was made and a temporary approval for the 'Works Zone' was issued pending approval from the Traffic Committee.

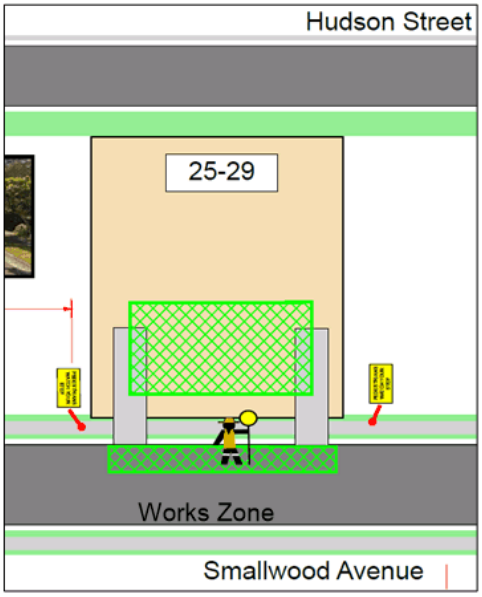

.

RECOMMENDATION

1. That the frontage of 25-29 Smallwood Avenue be signposted as 'Works Zone 7am - 5pm Monday – Saturday' for a length of 20m for a duration of 20 weeks adjacent to its driveway be approved.
2. That upon completion of the work that the 'Works Zone' be removed and unrestricted parking be reinstated.

(Voting on this item was unanimous)

6.11 Liverpool Road - Homebush Road - Parking Restrictions

In the Traffic Committee meeting conducted in July 2017, the parking assessment for Liverpool Road and Homebush Road was considered to identify the possibility of increasing the parking spaces in the proximity of the roads. The Committee has recommended:

"That the consulting be done on the following items and results be presented back to the Traffic Committee".

Consultation with residents and the commercial developments at the location was carried out to ascertain the views and preferences on the proposal. Two responses were received from the shop keeper's association with their comments on the proposed Parking Arrangement. It was neither supporting not rejecting the proposal. Various other concerns/requests were raised with their comments, which includes.

- Relocating the bus stop east of Holmwood Avenue
- Remarking the parking lines
- Issue parking permits for business owners
- Provision of Public Car Park on the northern side of Homebush Road.

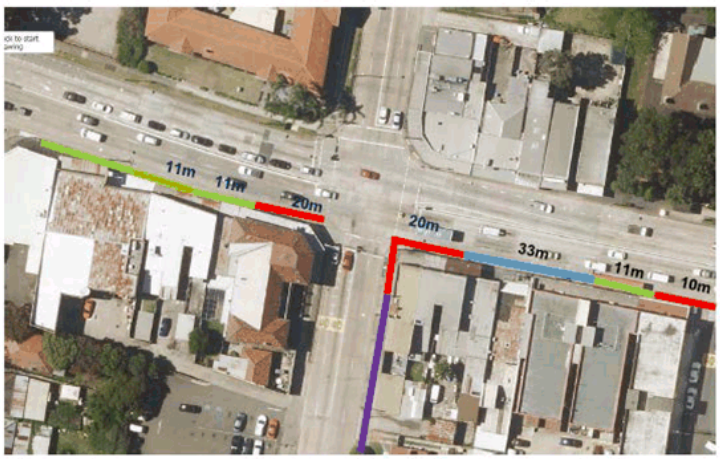

Figure 6.5.1 – Existing Parking Arrangements

Figure 6.5.2 – Proposed Parking Arrangement

	No Stopping Sign
	Bus Zone
	Parking With Restrictions
	Mail Zone
	No Parking

In this regards, relocating the bus stop east of Holmwood Avenue will result in loss of 3 parking spaces and it will not aid in increasing the parking spaces in the proximity of the road. It can be noted that Council Car park is located on the southern side of Homebush road and it is not justified to provide an additional parking facility at the same location. Hence, based on the results of the consultation, it is proposed to implement the proposal for the parking arrangement on Liverpool Road and Homebush Road as detailed in July 2017 Traffic Committee meeting.

RMS advised the Traffic Committee that the change of parking arrangements on Liverpool Road is a matter to be investigated by RMS and this matter cannot proceed unless RMS has approved.

RECOMMENDATION

1. That the below listed proposed changes to the South Strathfield precinct be discussed with RMS with a view of obtaining final approval.
   a. That the Bus Zone be relocated to the departure side of the intersection of Homebush Road and Liverpool Road along the southern kerb alignment.
   b. That the new Bus Zone be 20m in length as there is an existing 20m 'No Stopping' Zone at the intersection.
   c. That the existing 'Bus Zone' be changed to 1 hour Parking Restrictions along the southern kerb alignment of Liverpool Road to the west of Holmwood Avenue.
   d. That the existing 1/2P restrictions be changed to 1 hour Parking Restrictions along the southern kerb alignment of Liverpool Road to the west of Holmwood Avenue.
   e. That the existing 'Mail Zone' be re-located to the west of the proposed 'Bus Zone'.
   f. That the existing 1/2P be removed and 1 hour parking restriction be provided to the west of the proposed 'Mail Zone'.
   g. That the 1 hour parking restriction be installed along the eastern kerb alignment of Barton Street for the distance of 33m.
   h. That the existing 1P along the western kerb alignment of Barton Street be removed.
   i. That the 'No Parking' zone along the eastern kerb alignment of Homebush Road be changed to 2 hour parking restrictions.
   j. That the residents and the owners of the commercial development be advised of the results of the consultation and proposed changes.
2. That the matter be brought back to the Traffic Committee Meeting of December 2017.

(Voting on this item was unanimous)

6.12 Strathfield Square Car Park - Parking Restrictions

Council has received multiple concerns and complaints from the owners of the commercial developments in the premises of Strathfield Square on the issue of lack of parking facilities for the patrons to their businesses.

It was observed that the existing parking restrictions at Strathfield Square is 1P Monday to Friday between 7AM and 6PM which provides an opportunity for the drivers to park their vehicles at night and all day during weekends and cater for the Train Services to travel around the city. This kind of practice is extremely unfavorable for the shop keepers as the patrons to the business cannot find parking spaces to enable them to shop locally. It is therefore proposed to extend the existing 1P parking restriction to 24 hours all days.

Committee discussed that one hour will not allow enough time for the patrons to dine and decided to extend this time to 2 hours.

RECOMMENDATION

1. That the current parking restriction be changed to '1P – 7am – 6pm, 2P – 6pm to 11pm' Monday to Sunday.

(Voting on this item was unanimous)

7. SPECIAL EVENTS

7.1 NIL

<enter text>.

8. ROAD SAFETY

8.1 Activity Report - Road Safety Officer

Strathfield Council - Road Safety		*Activity Report July - November 2017*
Safety Issue	**Project Name and Description**	**Current Status**
Safety Outside Schools	***Safety Outside Schools***	• Established contact with all local primary and secondary schools as well as childcare centres and preschools. Ongoing discussions around school safety including making resources available such as promotional materials and engaging with parents and school community • Organised RMS kindy packs for all schools and attended orientations to initiate and embed safety message • Several requests for targeted road safety education programmes for young children at primary schools and child care centres, specifically Stage 1
Child Restraints	***Choose Right Buckle Right***	• Child restraint fitting day was organised on October 24 to raise awareness in community. This event coincided with Strathfield Library's Baby Bounce programme to capitalise on its popularity and access ready-made target audience. 49 child restraints were checked, with only 3 passing the mandatory criteria. RMS resources and giveaways were made available to participants on road safety. Awareness about age and condition of car seats as well as recycling old car seats was also raised. A second fitting day planned for February
Young Drivers	***Graduated Licensing Scheme (GLS)***	• GLS workshop to be organised (date to be confirmed). High schools and local libraries will be contacted • Additional workshop proposed for mid-2018

Drink Driving	***Drink driving***	• Established contact with Paul Aishou Senior Constable Licensing and Valerie Wagstaff, Sergeant Traffic Office of Flemington Local Area Command to promote Liquor Accord initiative • Initial meeting with Greta Fletcher Secretary FLAC (Flemington Liquor Accord) • RMS campaign promoted in internal networks to coincide with October long weekend
Driver Fatigue	***Fatigue***	• RMS resource – There is no quick fix - displayed in local area
Speed	***Double demerit*** ***VMS trailer*** ***Slow Down in Strathfield (educational campaign)***	• Schedule locations for the VMS trailer and messages for the Slow Down in Strathfield campaign.
Pedestrians	***General***	• Senior Pedestrian Workshop was held in July at High St Library as part of Stepping ON programme. Another is proposed for end of 2017 (date to be confirmed). • Look Out Before You Step Out stencil in high risk pedestrian areas
Motorcyclists	***Motorcyclist Safety***	• Social media campaign
Other Activities		• 2011-2015 Strathfield LGA Crash Statistical report. The report has been approved by RMS. • 2017-18 Annual Action Plan. Plan approved by RMS • Bus & Truck awareness campaigns on social media
Media	Child Restraint safety Check ad in Inner West Courier	

Strathfield LGA Crash Stats Summary (2011-2015)

The top three concerns in Strathfield LGA are: Young drivers, speed and fatigue.

Overview of Crash Data

- Total number of crashes in 2015 (236) was lower than the number of crashes in 2014 (324) as well as the 5-year average (334)
- The number of fatal crashes in 2015 (2) was higher than 2014 (0) and equal to the 5-year average (2)
- Motorcyclists accounted for 4 out of 6 fatalities in Strathfield LGA over five year period. Both fatalities in 2011 and 1 each in 2013 and 2015 were motorcycle riders
- The number of injury crashes in 2015 (142) was lower than 2014 (157) as well as the 5-year average (160)
- The number of non-casualty crashes in 2015 (93) was significantly lower than both 2014 (167) and the 5-year average (175)

Data by Road User Profile

- Strathfield (73%) has highest percentage of casualties amongst motor vehicle drivers, followed by Sydney (64.3%) and NSW (64.2%)
- Overall male drivers in 20-29 and 30-39 age group accounted for the largest number of casualty crashes. Drivers in 21-29 age bracket accounted for nearly 26% of casualties

(14.3% for 21-25 age group and 11.3% for 26-29 age group), while those in 30-39 contributed to 21.7% of casualties
- Strathfield (18%) has highest percentage of motor vehicle passenger casualties, followed by NSW (16.5%) and Sydney (15.1%)
- Overall, motorcycle, pedestrian and pedal cyclist crashes witnessed downward trend in Strathfield
- Seat belt and helmet usage is high in Strathfield

Issues To Be Addressed in 2017-18 Through Road Safety Initiatives
Employing the Safe Systems approach, community-based action through a multi-pronged strategy – education, enforcement and engineering efforts, addresses these issues at the local level.

- **Young drivers** - these drivers will be indirectly targeted through the GLS workshops by providing parents and carers who supervise drivers with the best knowledge and information possible to enhance their ability to teach their learner drivers. Young drivers could be directly targeted by providing strategic information and liaison at relevant Council events such as Youth Week and Council fairs. Building on RMS' Towards Zero masterplan, an innovative multimedia campaign could also seek to better engage them.

- **Speed** – this was the most significant contributing factor in crashes in the Strathfield LGA at 6% (a slight decrease from 7% in 2014). Speed education programs will continue to be supported and implemented to address all age groups.

- **Fatigue** – was the second most significant contributing factor in crashes in the Strathfield LGA at 5%. This issue will continue to be addressed via the State-wide campaigns.

- **Alcohol -** was a contributing factor in 2% of crashes, lower than the Sydney Region and NSW. This issue will be addressed via the State-wide campaigns and via initiatives arising from meetings of the Flemington Liquor Accord.

- **Pedestrians** – pedestrian casualties decreased in 2015. However, it remains an ongoing concern, especially for older pedestrians in the municipality. Raising awareness about safe usage of shared areas and stakeholder engagement will facilitate this process.

- **Occupant restraint** - usage rates in Strathfield are reasonably high in Strathfield; however, Strathfield Council will continue to focus on child restraints by promoting and facilitating child restraint installation and checking for people who live and work in the Strathfield LGA.

- **Schools -** Strathfield LGA has a high proportion of schools. Working closely with school community, RMS Regional campaigns, school zone messages and education strategies will continue to be promoted to the community.

- **Bus & Truck Awareness** – social media campaign to promote safety around shared spaces

RECOMMENDATION

That the information contained in the report be noted.

(Voting on this item was unanimous)

9. GENERAL BUSINESS

9.1 Current Consultation List

List of Consultations Carried out

Location	Consultation
Wallis Avenue	Consultation letter for traffic safety measures at the section of Wallis Avenue from Augusta Street to High Street
Hillcrest Street	Consultation for No Parking – 2AM to 1PM Monday
Derowie Street	Consultation for No Parking – 2AM to 1PM Monday
Kanoona Street	Consultation for No Parking – 2AM to 1PM Monday
Verley Avenue	Consultation for No Parking – 2AM to 1PM Monday

.

RECOMMENDATION

That the information contained in the list be noted.

(Voting on this item was unanimous)

9.2 Angle Parking – Holmwood Avenue, South Strathfield

Councillor Vaccari referred the request from Shop Keepers Association to have angle parking arrangements at Holmwood Avenue.

RECOMMENDATION

That the matter be investigated and brought back to the Traffic Committee Meeting of December 2017.

(Voting on this item was unanimous)

9.3 Homebush Road – Pedestrian Crossing Facility

Councillor Vaccari has raised concerns with children crossing Homebush Road near Strathfield Park. It was discussed to identify safer options for the pedestrians at this location with increased use of the newly renovated Strathfield Park.

RECOMMENDATION

That the matter be investigated and brought back to the Traffic Committee Meeting of February 2018.

(Voting on this item was unanimous)

9.4 Flemington Road and Parramatta Road Safety Issues

Ms. Thoburn advised that the safety issues raised regarding the intersection of Flemington Road and Parramatta Road earlier this year haven't been addressed by RMS yet.

RECOMMENDATION
That the matter be investigated by RMS and feedback be provided.

(Voting on this item was unanimous)

ATTACHMENT : PETITION: FITZGERALD CRESCENT – STRATHFIELD SOUTH

DATE 20/11/2017

THE PETITION OF RESIDENTS OF FITZGERALD CRESCENT STRATHFIELD N.S.W 2135

WE WISH TO BRING TO THE ATTENTION OF STRATHFIELD COUNCIL AND THE DEPARTMENT OF RMS (STATE GOVERMENT) THE FOLLOWING ROAD SAFETY ISSUE.

THE ISSUE WE WANT ADDRESSED AS A MATTER OF PRIORITY IS A FOLLOWS.

THE RESIDENTS OF FITZGERALD CRESCENT WANT TO BRING TO THE ATTENTION OF BOTH, STRATHFIELD COUNCIL AND THE DEPARTMENT OF RMS THE DANGEROUS SAFETY ISSUE THAT EXCISTS WHEN RESIDENTS AND ROAD USERS OF FITZGERALD CRESCENT ARE ATTEMPTING TO MAKE A RIGHT HAND TURN ONTO LIVERPOOL ROAD HEADING SOUTH.

IN MORNING AND AFTERNOON PEAK HOURS IT IS A VERY DIFFICULT AND DANGEROUS MANOUVRE, AND MOST TIMES IMPOSIABLE.

WE WOULD PREFER TRAFFIC LIGHTS TO BE INSTALLED. AS OUR FIRST OPTION, HOWEVER OUR SECOND PREFERENCE IS THAT "KEEP CLEAR" SIGNS BE PAINTED ON LIVERPOOL RD.

THIS WILL GIVE US AN OPERTUNITY TO MAKE THE RIGHT HAND TURN AS WE WOULD ONLY HAVE ONE TRAFFIC STREAM TO NEGOTIATE.

IN OUR VIEW THIS IS A SIMPLE SOLUTION AND COST EFFECTIVE.

ATTACHED ARE SIGNATURES OF SUPPORT FOR THIS SOLUTION FROM THE RESIDENTS AND ROAD USERS OF FITZGERALD CRESCENT.

STRATHFIELD COUNCIL

TRAFFIC COMMITTEE MEETING - 21 NOVEMBER 2017

MINUTES

NAME	ADDRESS	SIGNATURE
DANO TSAVARIS	21 FITZGERALD CRESCENT STRATFIELD	
TOYLA TSAVARIS	21 " " "	
DAVID CUMINGS	15 " " "	
MRS SAJJAD	13 " " "	
JIN SHIN	11 " " "	
IAN OO	11 " " "	
BRIDGET CHEUNG	7 " " "	
BEN LIANG	5 " " "	
VINCE LAZZARO	2 " " "	
EMMA "	2 " " "	
MICHAEL "	4 " " "	
SAMANTHA "	4 " " "	
KRISTINA "	4 " " "	
ZIANNA "	4 " " "	
DAVID BEAUMONT	6 " " "	
MONIQUE ROACH	8 " " "	
JIA LIN LU	35 " " "	
MARY MCGRATH	5/56 " " "	
BALA CASSIDY	5/56 " " "	
AZIANE SABA	12 " " "	
JOHN SABA	12 " " "	
[illegible] CINGILOGLU	27 " " "	
ZULNUR CINGILOGLU	27 " " "	
YASIN CINGILOGLU	27 " " "	
ILGEN CINGILOGLU	27 " " "	
FINAL CINGILOGLU	27 " " "	

STRATHFIELD COUNCIL

TRAFFIC COMMITTEE MEETING - 21 NOVEMBER 2017

MINUTES

AME	ADDRESS	SIGNATURE
EVINE KIM.	23 FITZGERALD CRESCENT	
ntony Sindone	25 " "	
MARIA SINDONE	25 " "	M. Sindone
LINDA OZERS	10 " "	
HIANNON ROTUMAH	23 " "	
ANCY EMMI	29 " "	N. Emmi
NNY EMMI	29 " "	
ANE TAO	17 " "	
ESSICA JING.	41 " "	
ACK JING.	41 " "	
NO Assarian	19 " "	
AN. H NGO	4 " "	
UONG NGUYEN	9 " "	
ARCK FARHAT	2/11 LIVERPOOL ROAD "	
HARLES GILMOUR	3 FITZGERALD CRESCENT	
RANK TUCKER	33 " "	
anis Cocing	10 " "	
AKIKI KIMURA	G10/519 LIVERPOOL RD	
EBECCA HAMMOUD	16 FITZGERALD CRESCENT	
ABIA BOZ	43 " "	
H HAMMOUD	16 " "	
A BOZ	45 " "	
NANG. SEO	308/549 LIVERPOOL RD.	
mhee Lee	308/549 Liverpool RD.	

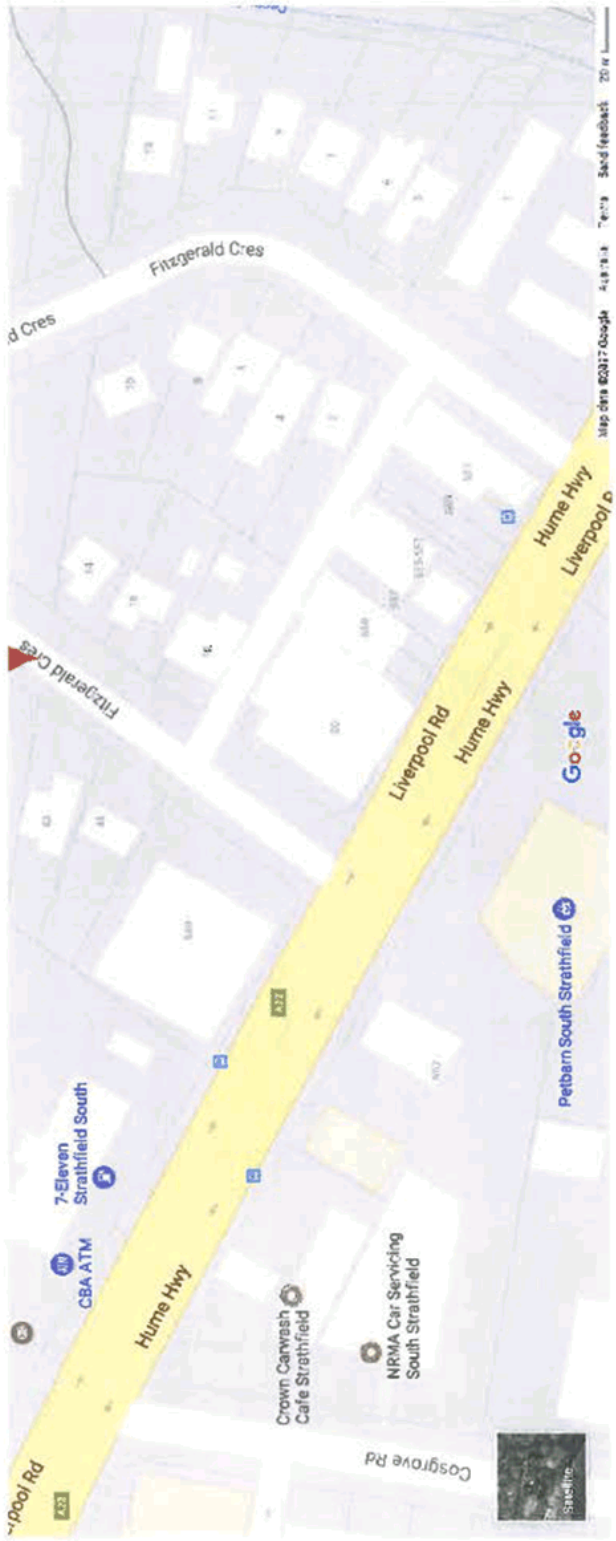
Fitzgerald Cres
Hume Hwy
Liverpool Rd
Hume Hwy
Google
Petbarn South Strathfield
7-Eleven Strathfield South
CBA ATM
Hume Hwy
Crown Carwash Cafe Strathfield
NRMA Car Servicing South Strathfield
Cosgrove Rd

Meeting Closed: 12.51 pm

Next Meeting: 19 December 2017

12.1 NOTICE OF MOTION SUBMITTED BY COUNCILLOR BLACKMORE

SUBJECT: TACKLING GRAFFITI WITH ART MOTION

I MOVE:

That:

1. Council provide a Report on tackling unwanted graffiti by fostering legitimate creative expression and art on buildings in Strathfield Council area.

2. The Report to be presented at the April 2018 Council meeting should include, but not limited to, details of the Wall2Wall Mural Competition and "Perfect Match" initiative by the Inner West Council and similar programs in other Council areas in Sydney and other capital cities.

RECOMMENDATION

That:

1. Council provide a Report on tackling unwanted graffiti by fostering legitimate creative expression and art on buildings in Strathfield Council area.

2. The Report to be presented at the April 2018 Council meeting should include, but not limited to, details of the Wall2Wall Mural Competition and "Perfect Match" initiative by the Inner West Council and similar programs in other Council areas in Sydney and other capital cities.

ATTACHMENTS

There are no attachments for this report.

12.2 NOTICE OF MOTION SUBMITTED BY COUNCILLOR BLACKMORE

SUBJECT: MAINTAINING OUR NATURE STRIPS, PARKS & ENVIRONMENTAL AREAS WITH COMMUNITY PROGRAMS

I MOVE:

That Council investigate all community service programs available to council for maintenance of our Nature Strips, Parks and Natural Environment Areas and that a report be presented to the March Ordinary Council Meeting regarding implementation of the suitable programs.

RECOMMENDATION

That Council investigate all community service programs available to council for maintenance of our Nature Strips, Parks and Natural Environment Areas and that a report be presented to the March Ordinary Council Meeting regarding implementation of the suitable programs.

ATTACHMENTS

There are no attachments for this report.

12.3 NOTICE OF MOTION SUBMITTED BY COUNCILLOR BLACKMORE

SUBJECT: INCREASING TREE PLANTING IN NATURE STRIPS

I MOVE:

That Council provide a Report to the April 2018 ordinary council meeting on the cost of identifying locations and planting of at least 500 additional appropriate trees in Strathfield Council Areas nature strips where no trees have been planted or trees have been removed after new building works.

RECOMMENDATION

That Council provide a Report to the April 2018 ordinary council meeting on the cost of identifying locations and planting of at least 500 additional appropriate trees in Strathfield Council Areas nature strips where no trees have been planted or trees have been removed after new building works.

ATTACHMENTS

There are no attachments for this report.

12.4 NOTICE OF MOTION SUBMITTED BY COUNCILLOR BLACKMORE

SUBJECT: CONSULTATION FOR LAND WHICH IS NOT PRIVATELY OWNED

I MOVE:

That:

1. Council re-endorse Resolution 125/17 (1 August 2017 Council Meeting) which states:

   125/17
   RESOLVED: (Soulos / Datta)

   1. Council only pursue building on, under and above land which is not privately owned (land which is not privately owned but smaller than 150m2 exempted) after consultation which includes the following elements:

      i. 'vision gathering' - where submissions are welcomed from the public to elicit what is envisioned for the land, including for it to 'remain as it is'.

      ii. 'exhibition of options', if existent - to exhibit refined options derived from vision gathering, including the option of 'no action', to be voted on by the public.

      iii. 'exhibition of draft final' - the preferred option voted by the public, if existent, is exhibited, and further submissions are welcomed from the public to further elicit what they would like the land to be like, including 'as it is'.

      iv. 'adopt (amended or not) or reject the final draft'

   2. Council advertise 'vision gathering', 'exhibition of options' and 'exhibition of draft final' resulting from this motion on a dedicated full page advertisement in the Inner West Courier and (the same advertisement) prominently in every Council-owned media outlet.

   3. Council allow at least 28 days for submissions for each 'vision gathering', 'exhibition of options' and 'exhibition of draft final' resulting from this motion.

   4. Council post and email all present users of a land affected by this motion, any outgoing correspondence resulting from this motion which concerns that land, regardless of whether use is presently paid for under a formal arrangement or not.

      Cr Raj Datta returned to the meeting, the time being 9.09pm.

      For the Motion: Councillors Bott, Kokkolis, Soulos, Vaccari and Datta

      Against the Motion: Nil

2. Council post and email all present users of a land affected by this motion, any outgoing correspondence resulting from this motion which concerns that land, regardless of whether use is presently paid for under a formal arrangement or not.

Consultation for Land which is not Privately Owned (Cont'd)

RECOMMENDATION

That:

1. **Council re-endorse Resolution 125/17 (1 August 2017 Council Meeting) which states:**

   125/17
   RESOLVED: (Soulos / Datta)

   1. **Council only pursue building on, under and above land which is not privately owned (land which is not privately owned but smaller than 150m2 exempted) after consultation which includes the following elements:**

      i. **'vision gathering' - where submissions are welcomed from the public to elicit what is envisioned for the land, including for it to 'remain as it is'.**

      ii. **'exhibition of options', if existent - to exhibit refined options derived from vision gathering, including the option of 'no action', to be voted on by the public.**

      iii. **'exhibition of draft final' - the preferred option voted by the public, if existent, is exhibited, and further submissions are welcomed from the public to further elicit what they would like the land to be like, including 'as it is'.**

      iv. **'adopt (amended or not) or reject the final draft'**

   2. **Council advertise 'vision gathering', 'exhibition of options' and 'exhibition of draft final' resulting from this motion on a dedicated full page advertisement in the Inner West Courier and (the same advertisement) prominently in every Council-owned media outlet.**

   3. **Council allow at least 28 days for submissions for each 'vision gathering', 'exhibition of options' and 'exhibition of draft final' resulting from this motion.**

   4. **Council post and email all present users of a land affected by this motion, any outgoing correspondence resulting from this motion which concerns that land, regardless of whether use is presently paid for under a formal arrangement or not.**

      For the Motion: Councillors Bott, Kokkolis, Soulos, Vaccari and Datta

      Against the Motion: Nil

2. **Council post and email all present users of a land affected by this motion, any outgoing correspondence resulting from this motion which concerns that land, regardless of whether use is presently paid for under a formal arrangement or not.**

ATTACHMENTS

There are no attachments for this report.

12.5 NOTICE OF MOTION SUBMITTED BY COUNCILLOR BLACKMORE

SUBJECT: STRATHFIELD HSC FASHION DESIGN SHOW AND AWARDS

I MOVE:

That:

1. Council provide a Report on hosting an Annual Fashion Design Show and Award Presentation Evening to showcase the creations from HSC school students in the area studying Design and Technology or similar and to present an Award to best creation in various categories.

2. The Report to be provided at the April 2018 Council meeting and should include, but not limited to the list categories for Awards and the criteria for members of the community to become judges of the Awards.

RECOMMENDATION

That:

1. **Council provide a Report on hosting an Annual Fashion Design Show and Award Presentation Evening to showcase the creations from HSC school students in the area studying Design and Technology or similar and to present an Award to best creation in various categories.**

2. **The Report to be provided at the April 2018 Council meeting and should include, but not limited to the list categories for Awards and the criteria for members of the community to become judges of the Awards.**

ATTACHMENTS

There are no attachments for this report.

12.6 NOTICE OF MOTION SUBMITTED BY COUNCILLOR BLACKMORE

SUBJECT: REPORT ON SMOKE-FREE LAWS

I MOVE:

That:

1. Council provide a Report on the number of Fines:

   a) Issued to people for smoking within four (4) metres of a pedestrian entrance/exit to any licensed premises or restaurant in the Strathfield Council Area

   b) Issued to people smoking in Outdoor public places including within 10 metres of child's playground, Spectator areas at sports ground/recreation facilities, public transport stops and platforms and within four (4) metres of any entrance to any public building within Strathfield Council area

2. The Report to be provided to the March 2018 Council Meeting and should include, but not limited to, the revenue raised, the number of fines issued, campaigns to educate people about the legislation concerning where they can't smoke and future plans for increased enforcement in Strathfield LGA.

RECOMMENDATION

That:

1. **Council provide a Report on the number of Fines:**

   a) Issued to people for smoking within four (4) metres of a pedestrian entrance/exit to any licensed premises or restaurant in the Strathfield Council Area

   b) Issued to people smoking in Outdoor public places including within 10 metres of child's playground, Spectator areas at sports ground/recreation facilities, public transport stops and platforms and within four (4) metres of any entrance to any public building within Strathfield Council area

2. **The Report to be provided to the March 2018 Council Meeting and should include, but not limited to, the revenue raised, the number of fines issued, campaigns to educate people about the legislation concerning where they can't smoke and future plans for increased enforcement in Strathfield LGA.**

ATTACHMENTS

There are no attachments for this report.

12.7 NOTICE OF MOTION SUBMITTED BY COUNCILLOR PENSABENE

SUBJECT: CHRISTMAS TREES IN STRATHFIELD'S LGA

I MOVE:

That:

1. Council be congratulated for the installation of the Christmas trees in Strathfield, Homebush and outside Council Chambers. The feedback from the Residents has been overwhelming in favour.

2. Council consider Christmas Trees for the Homebush West, Cave Road and South Strathfield precincts for 2018. Trees in these smaller areas don't have to be the same size; however, our residents will all feel included in our Christmas Spirit.

RECOMMENDATION

That:

1. **Council be congratulated for the installation of the Christmas trees in Strathfield, Homebush and outside Council Chambers. The feedback from the Residents has been overwhelming in favour.**

2. **Council consider Christmas Trees for the Homebush West, Cave Road and South Strathfield precincts for 2018. Trees in these smaller areas don't have to be the same size; however, our residents will all feel included in our Christmas Spirit.**

ATTACHMENTS

There are no attachments for this report.

12.8 NOTICE OF MOTION SUBMITTED BY COUNCILLOR HALL

SUBJECT: EASTERN END OF THE CRESCENT

I MOVE:

That:

1. As soon as practicable Council investigate the eastern end of The Crescent for debris, rubbish and landscape gardening for the beautification and cleanliness of the area.

2. Council report back on the current timetable for the removing of rubbish and debris along the sidewalk of The Crescent, including the current timetable for gardening and mowing.

RECOMMENDATION

That:

1. **As soon as practicable Council investigate the eastern end of The Crescent for debris, rubbish and landscape gardening for the beautification and cleanliness of the area.**

2. **Council report back on the current timetable for the removing of rubbish and debris along the sidewalk of The Crescent, including the current timetable for gardening and mowing.**

ATTACHMENTS

There are no attachments for this report.

12.9 NOTICE OF MOTION SUBMITTED BY COUNCILLOR HALL

SUBJECT: STREET SWEEPERS

I MOVE:

That Council review and report on the current street sweeping timetable for the Strathfield LGA and that Council report on a possible method for the distribution of the timetable to residents.

(This will allow residents to move their motor vehicles and allow thorough and productive cleaning of the streets).

RECOMMENDATION

That Council review and report on the current street sweeping timetable for the Strathfield LGA and that Council report on a possible method for the distribution of the timetable to residents.

(This will allow residents to move their motor vehicles and allow thorough and productive cleaning of the streets).

ATTACHMENTS

There are no attachments for this report.

12.10 NOTICE OF MOTION SUBMITTED BY COUNCILLOR HALL

SUBJECT: COUNCIL'S OPEN FORUM

I MOVE:

That Council incorporate the Open Forum as part of the Ordinary Meeting of Council.

RECOMMENDATION

That Council incorporate the Open Forum as part of the Ordinary Meeting of Council.

ATTACHMENTS

There are no attachments for this report.

12.11 NOTICE OF MOTION SUBMITTED BY COUNCILLOR HALL

SUBJECT: HIGH STREET LIBRARY

I MOVE:

That Council investigate and report by the end of term 1 of the 2018 school year on possible complimenting uses for the High Street Library Rooms for preschool playgroups, early education learning, and after school homework groups for k to year 6 and any other uses for children under 12 years.

RECOMMENDATION

That Council investigate and report by the end of term 1 of the 2018 school year on possible complimenting uses for the High Street Library Rooms for preschool playgroups, early education learning, and after school homework groups for k to year 6 and any other uses for children under 12 years.

ATTACHMENTS

There are no attachments for this report.

12.12 NOTICE OF MOTION SUBMITTED BY COUNCILLOR HALL

SUBJECT: SMALL BUSINESS FORUM

I MOVE:

That in the first week of February 2018 Council facilitate and hold an information and discussion forum at Strathfield Library for small business owners to allow business owners an opportunity to share concerns, ideas for economic growth and revitalisation in each shopping precinct.

RECOMMENDATION

That in the first week of February 2018 Council facilitate and hold an information and discussion forum at Strathfield Library for small business owners to allow business owners an opportunity to share concerns, ideas for economic growth and revitalisation in each shopping precinct.

ATTACHMENTS

There are no attachments for this report.

12.13 NOTICE OF MOTION SUBMITTED BY COUNCILLOR HALL

SUBJECT: COMMUNITY BUS FOR CHRISTMAS CAROLS

I MOVE:

That Council investigate the possibility of using the Community Bus for the Christmas carols on 9 December 2017.

RECOMMENDATION

That Council investigate the possibility of using the Community Bus for the Christmas carols on 9 December 2017.

ATTACHMENTS

There are no attachments for this report.

12.14 NOTICE OF MOTION SUBMITTED BY COUNCILLORS HALL, PENSABENE AND DUGGAN

SUBJECT: STRATHFIELD LGA RESIDENT NEWSLETTER

I MOVE:

That:

1. Council investigate and report by the February 2018 Ordinary Meeting of Council on the cost of outsourcing including reporting, typesetting, printing, and distribution of a Strathfield LGA Resident Newsletter every month. The Newsletter need not be more than 8 to 10 page long.

2. The Newsletter should include but not be limited to the following categories:-
   - Council news for residents such as developments, council motions, street sweeping timetables and other relevant timetables eg footpath repairs, actions and works being performed by council in the LGA,
   - Council events
   - Community events and community groups as a source for residents
   - Small business news
   - Schools news
   - Advertising

3. The Newsletter would be produced by an independent publisher and journalist and be specific to Strathfield Local Government Area points of interest.

RECOMMENDATION

1. **Council investigate and report by the February 2018 Ordinary Meeting of Council on the cost of outsourcing including reporting, typesetting, printing, and distribution of a Strathfield LGA Resident Newsletter every month. The Newsletter need not be more than 8 to 10 page long.**

2. **The Newsletter should include but not be limited to the following categories:-**
   - **Council news for residents such as developments, council motions, street sweeping timetables and other relevant timetables eg footpath repairs, actions and works being performed by council in the LGA,**
   - **Council events**
   - **Community events and community groups as a source for residents**
   - **Small business news**
   - **Schools news**
   - **Advertising**

3. **The Newsletter would be produced by an independent publisher and journalist and be specific to Strathfield Local Government Area points of interest.**

Strathfield LGA Resident Newsletter (Cont'd)

ATTACHMENTS

There are no attachments for this report.

12.15 NOTICE OF MOTION SUBMITTED BY COUNCILLOR HALL

SUBJECT: AMENDMENT TO CODE OF MEETING PRACTICE

I MOVE:

That:

1. Council prepare an amended Code of Meeting Practice which incorporates the Open Forum as part of the formal Council meeting.

2. Council give 28 days public notice of the amended code.

RECOMMENDATION

That:

1. **Council prepare an amended Code of Meeting Practice which incorporates the Open Forum as part of the formal Council meeting.**

2. **Council give 28 days public notice of the amended code.**

ATTACHMENTS

There are no attachments for this report.

CS1 **2016/17 FINANCIAL STATEMENTS**

AUTHOR: **Jenny Nascimento, Chief Financial Officer**

APPROVER: **Anthony Hewton, Director Corporate and Human Services**

RECOMMENDATION

That the 2016/17 Financial Statements and Auditor's Report be noted.

PURPOSE OF REPORT

To present the 2016/17 Financial Statements and Auditors Reports.

REPORT

Council's annual financial statements are prepared in accordance with Section 413 (2)(c) of the Local Government Act 1993 and Clause 215 of the Local Government (General) Regulation 2005, Australian Accounting Standards and the Local Government Code of Accounting Practice and Financial Reporting.

The Operating Result for the year was a surplus of $8.903M as compared with $7.27M in the previous year, which is an overall increase of $1.633M and is primarily due to increased revenue from prepaid financial assistance grants, increased revenue from compliance and debt recovery of legal charges on outstanding rates debtors.

The cashflow statement also saw an increase in the level of funds by $5.1M over the year to 30 June 2017.

The report by the Audit Office New South Wales states:

"The Financial Statements :

- *present fairly, in all material respects, the financial position of the council as at 30 June 2017,and of its financial performance and its cash flows for the year then ended in accordance with Australian Accounting Standards."*

Strong management of expenditure and maximisation of revenue has continued to ensure that Council remains financially sustainable.

In accordance with Section 418(1)(a) of the Local Government Act, Council must fix a date for the meeting at which it proposes to present its audited financial reports, together with the auditor's reports, to the public. In accordance with Section 418(1)(b) Council has given public notice of this meeting by advertising in the Inner West Courier on 8 November 2017. Copies of the Audited Financial Reports and Auditors Reports were placed on Public Exhibition at the Libraries, Customer Service Centre and on the Council website for members of the public to view. Any written submissions received from the public will be deliberated and considered by the General Manager and copies forwarded to Audit Office of New South Wales.

2016/17 Financial Statements (Cont'd)

A summary of the Financial Statements is provided below:

	2017 $'000	2016 $'000
Income Statement		
Total Income from Continuing Operations	43,329	40,691
Total Expenses from Continuing Operations	34,426	33,421
Operating Result from Continuing Operations	**8,903**	**7,270**
Net Operating Result for the year	**8,903**	**7,270**
Net Operating Result before Grants & Contributions provided for Capital Purposes	1,432	496
Statement of Financial Position		
Total Current Assets	61,771	56,334
Total Current Liabilities	(14,854)	(12,546)
Total Non Current Assets	299,178	278,684
Total Non Current Liabilities	(135)	(357)
Total Equity	**345,960**	**322,115**

Other Financial Information

An analysis of Council's performance against financial benchmarks is shown in the following table:

Indicator	Measure	Benchmark	2017	2016	Comment
Operating Performance Ratio	Council's achievement of containing operating expenditure within operating revenue.	>0%	4.9%	1.3%	Council's ratio is well above the benchmark.
Own Source Operating Revenue Ratio	This ratio measures the degree of reliance on external funding sources such as operating grants & contributions.	>60%	73.4%	74.0%	Council continues to exceed the benchmark and is not fully reliant on grants and contributions
Unrestricted Current Ratio	Assesses the adequacy of working capital and the ability to satisfy obligations in the short term for unrestricted activities of Council.	>1.5	3.62	3.36	Council continues to exceed the benchmark and maintains a very liquid position.
Debt Service Ratio	Assesses the degree to which revenue is committed to the repayment of debt	>2%	0%	0%	Council has been debt free since 2011.
Rates, Annual Charges, Interest & Extra Charges Outstanding	Assesses the impact of unallocated rates and annual charges on Council's liquidity and the adequacy of recovery efforts	< 5%	3.0%	5.9%	This measure has seen a massive turnaround from not meeting the benchmark to now being below the benchmark position.

2016/17 Financial Statements (Cont'd)

Indicator	Measure	Benchmark	2017	2016	Comment
Cash Expense Cover	The liquidity ratio indicates the number of months a Council can continue paying for its immediate expenses without additional cash inflow.	>3 months	22.08	21.0	Council continues to significantly exceed the benchmark.

The Audit Office of New South Wales provided a briefing on the 2016/17 Financial Statements to the Internal Audit Committee on 16 October 2017.

Councillors will be provided with a briefing by auditors on the 2016/17 Financial Statements and Auditors Reports prior to the Council meeting to be held on 5 December 2017.

FINANCIAL IMPLICATIONS

The financial implications are detailed in the report.

ATTACHMENTS

1.⇩ Financial Statements year ended 30 June 2017

ATTACHMENT 1

Strathfield Municipal Council

GENERAL PURPOSE FINANCIAL STATEMENTS
for the year ended 30 June 2017

Strathfield Municipal Council

General Purpose Financial Statements
for the year ended 30 June 2017

Contents

	Page
1. Understanding Council's Financial Statements	2
2. Statement by Councillors and Management	3
3. Primary Financial Statements:	
– Income Statement	4
– Statement of Comprehensive Income	5
– Statement of Financial Position	6
– Statement of Changes in Equity	7
– Statement of Cash Flows	8
4. Notes to the Financial Statements	9
5. Independent Auditor's Reports:	
– On the Financial Statements (Sect 417 [2])	66
– On the Conduct of the Audit (Sect 417 [3])	69

Overview

(i) These financial statements are General Purpose Financial Statements and cover the operations for Strathfield Municipal Council.

(ii) Strathfield Municipal Council is a body politic of NSW, Australia – being constituted as a local government area by proclamation and is duly empowered by the *Local Government Act 1993* (LGA).

Council's guiding principles are detailed in Chapter 3 of the LGA and includes:

- principles applying to the exercise of functions generally by council,
- principles to be applied when making decisions,
- principles of community participation,
- principles of sound financial management, and
- principles for strategic planning relating to the development of an integrated planning and reporting framework.

A description of the nature of Council's operations and its principal activities are provided in Note 2(b).

(iii) All figures presented in these financial statements are presented in Australian currency.

(iv) These financial statements were authorised for issue by the Council on 30 October 2017. Council has the power to amend and reissue these financial statements.

Strathfield Municipal Council

General Purpose Financial Statements
for the year ended 30 June 2017

Understanding Council's financial statements

Introduction

Each year, individual local governments across New South Wales are required to present a set of audited financial statements to their council and community.

What you will find in the statements

The financial statements set out the financial performance, financial position and cash flows of Council for the financial year ended 30 June 2017.

The format of the financial statements is standard across all NSW Councils and complies with both the accounting and reporting requirements of Australian Accounting Standards and requirements as set down by the Office of Local Government.

About the Councillor/Management Statement

The financial statements must be certified by senior staff as 'presenting fairly' the Council's financial results for the year and are required to be adopted by Council – ensuring both responsibility for and ownership of the financial statements.

About the primary financial statements

The financial statements incorporate five 'primary' financial statements:

1. The Income Statement

Summarises Council's financial performance for the year, listing all income and expenses.

This statement also displays Council's original adopted budget to provide a comparison between what was projected and what actually occurred.

2. The Statement of Comprehensive Income

Primarily records changes in the fair value of Council's Infrastructure, Property, Plant and Equipment.

3. The Statement of Financial Position

A 30 June snapshot of Council's financial position indicating its assets, liabilities and "net wealth".

4. The Statement of Changes in Equity

The overall change for the year (in dollars) of Council's "net wealth".

5. The Statement of Cash Flows

Indicates where Council's cash came from and where it was spent. This statement also displays Council's original adopted budget to provide a comparison between what was projected and what actually occurred.

About the Notes to the Financial Statements

The Notes to the Financial Statements provide greater detail and additional information on the five primary financial statements.

About the Auditor's Reports

Council's annual financial statements are required to be audited by the NSW Audit Office. In NSW the auditor provides 2 audit reports:

1. an opinion on whether the financial statements present fairly the Council's financial performance and position, and
2. their observations on the conduct of the audit, including commentary on the Council's financial performance and financial position.

Who uses the financial statements?

The financial statements are publicly available documents and must be presented at a Council meeting between seven days and five weeks after the date of the Audit Report.

The public can make submissions to Council up to seven days subsequent to the public presentation of the financial statements.

Council is required to forward an audited set of financial statements to the Office of Local Government.

Strathfield Municipal Council

General Purpose Financial Statements
for the year ended 30 June 2017

Statement by Councillors and Management
made pursuant to Section 413(2)(c) of the *Local Government Act 1993 (NSW)* (as amended)

The attached General Purpose Financial Statements have been prepared in accordance with:

- the *Local Government Act 1993 (NSW)* (as amended) and the regulations made thereunder,
- the Australian Accounting Standards and professional pronouncements, and
- the Local Government Code of Accounting Practice and Financial Reporting.

To the best of our knowledge and belief, these financial statements:

- present fairly the Council's operating result and financial position for the year, and
- accord with Council's accounting and other records.

We are not aware of any matter that would render these statements false or misleading in any way.

Signed in accordance with a resolution of Council made on 03 October 2017.

Gulian Vaccari
Mayor

Nella Hall
Councillor

Henry Wong
General manager

Jenny Nascimento
Responsible accounting officer

Strathfield Municipal Council

Income Statement
for the year ended 30 June 2017

Budget 2017 [1]	$ '000	Notes	Actual 2017	Actual 2016
	Income from continuing operations			
	Revenue:			
23,133	Rates and annual charges	3a	23,310	22,763
5,448	User charges and fees	3b	4,592	4,505
1,104	Interest and investment revenue	3c	1,519	1,497
1,232	Other revenues	3d	2,404	1,288
3,232	Grants and contributions provided for operating purposes	3e,f	4,033	3,805
2,865	Grants and contributions provided for capital purposes	3e,f	7,471	6,774
	Other income:			
135	Net gains from the disposal of assets	5	–	59
37,149	Total income from continuing operations		43,329	40,691
	Expenses from continuing operations			
14,377	Employee benefits and on-costs	4a	13,175	12,480
–	Borrowing costs	4b	–	–
8,437	Materials and contracts	4c	7,993	8,125
4,836	Depreciation and amortisation	4d	5,241	5,081
–	Impairment	4d	–	–
8,431	Other expenses	4e	7,697	7,735
–	Net losses from the disposal of assets	5	320	–
36,081	Total expenses from continuing operations		34,426	33,421
1,068	Operating result from continuing operations		**8,903**	**7,270**
1,068	Net operating result for the year		8,903	7,270
1,068	**Net operating result attributable to Council**		8,903	7,270
–	**Net operating result attributable to non-controlling interests**		–	–
(1,797)	**Net operating result for the year before grants and contributions provided for capital purposes**		1,432	496

[1] Original budget as approved by Council – refer Note 16. Original budget is unaudited

This statement should be read in conjunction with the accompanying notes.

Strathfield Municipal Council

Statement of Comprehensive Income
for the year ended 30 June 2017

$ '000	Notes	Actual 2017	Actual 2016
Net operating result for the year (as per Income Statement)		**8,903**	**7,270**
Other comprehensive income:			
Amounts which will not be reclassified subsequently to the operating result			
Gain (loss) on revaluation of I,PP&E	20b (ii)	14,942	12,367
Total items which will not be reclassified subsequently to the operating result		**14,942**	**12,367**
Amounts which will be reclassified subsequently to the operating result when specific conditions are met			
Nil			
Total other comprehensive income for the year		**14,942**	**12,367**
Total comprehensive income for the year		23,845	19,637
Total comprehensive income attributable to Council		23,845	19,637

This statement should be read in conjunction with the accompanying notes.

Strathfield Municipal Council

Statement of Financial Position
as at 30 June 2017

$ '000	Notes	Actual 2017	Actual 2016
ASSETS			
Current assets			
Cash and cash equivalents	6a	41,288	10,664
Investments	6b	17,000	42,500
Receivables	7	3,239	2,977
Inventories	8	137	132
Other	8	107	61
Total current assets		**61,771**	**56,334**
Non-current assets			
Investments	6b	–	–
Receivables	7	55	–
Inventories	8	–	–
Infrastructure, property, plant and equipment	9	299,123	278,684
Investment property	14	–	–
Intangible assets	25	–	–
Total non-current assets		**299,178**	**278,684**
TOTAL ASSETS		360,949	335,018
LIABILITIES			
Current liabilities			
Payables	10	11,026	9,375
Income received in advance	10	197	149
Borrowings	10	14	–
Provisions	10	3,617	3,022
Total current liabilities		**14,854**	**12,546**
Non-current liabilities			
Payables	10	–	–
Income received in advance	10	–	–
Borrowings	10	–	–
Provisions	10	135	357
Total non-current liabilities		**135**	**357**
TOTAL LIABILITIES		14,989	12,903
Net assets		345,960	322,115
EQUITY			
Retained earnings	20	186,284	177,381
Revaluation reserves	20	159,676	144,734
Other reserves	20	–	–
Council equity interest		345,960	322,115
Non-controlling equity interests		–	–
Total equity		345,960	322,115

This statement should be read in conjunction with the accompanying notes.

Strathfield Municipal Council

Statement of Changes in Equity
for the year ended 30 June 2017

$ '000	Notes	2017 Retained earnings	Asset revaluation reserve (Refer 20b)	Other reserves (Refer 20b)	Council interest	Non-controlling interest	Total equity	2016 Retained earnings	Asset revaluation reserve (Refer 20b)	Other reserves (Refer 20b)	Council interest	Non-controlling interest	Total equity
Opening balance (as per last year's audited accounts)		177,381	144,734	–	**322,115**	–	**322,115**	170,416	132,062	–	**302,478**	–	**302,478**
a. Correction of prior period errors	20 (c)	–	–	–	**–**	–	**–**	–	–	–	**–**	–	**–**
b. Changes in accounting policies (prior year effects)	20 (d)	–	–	–	**–**	–	**–**	–	–	–	**–**	–	**–**
Revised opening balance		**177,381**	**144,734**	**–**	**322,115**	**–**	**322,115**	**170,416**	**132,062**	**–**	**302,478**	**–**	**302,478**
c. Net operating result for the year		**8,903**	**–**	**–**	**8,903**	**–**	**8,903**	7,270	–	–	**7,270**	–	**7,270**
d. Other comprehensive income													
– Revaluations: IPP&E asset revaluation rsve	20b (ii)	–	14,942	–	**14,942**	–	**14,942**	–	12,367	–	**12,367**	–	**12,367**
– Revaluations: other reserves	20b (ii)	–	–	–	**–**	–	**–**	–	–	–	**–**	–	**–**
– Transfers to Income Statement	20b (ii)	–	–	–	**–**	–	**–**	–	–	–	**–**	–	**–**
– Impairment (loss) reversal relating to I,PP&E	20b (ii)	–	–	–	**–**	–	**–**	–	–	–	**–**	–	**–**
– Other reserves movements	20b (ii)	–	–	–	**–**	–	**–**	–	–	–	**–**	–	**–**
Other comprehensive income		**–**	**14,942**	**–**	**14,942**	**–**	**14,942**	**–**	**12,367**	**–**	**12,367**	**–**	**12,367**
Total comprehensive income (c&d)		**8,903**	**14,942**	**–**	**23,845**	**–**	**23,845**	**7,270**	**12,367**	**–**	**19,637**	**–**	**19,637**
e. Distributions to/(contributions from) non-controlling interests		–	–	–	**–**	–	**–**	–	–	–	**–**	–	**–**
f. Transfers between equity		–	–	–	**–**	–	**–**	(305)	305	–	**–**	–	**–**
Equity – balance at end of the reporting period		**186,284**	**159,676**	**–**	**345,960**	**–**	**345,960**	**177,381**	**144,734**	**–**	**322,115**	**–**	**322,115**

This statement should be read in conjunction with the accompanying notes.

Strathfield Municipal Council

Statement of Cash Flows
for the year ended 30 June 2017

Budget 2017	$ '000	Notes	Actual 2017	Actual 2016
	Cash flows from operating activities			
	Receipts:			
22,811	Rates and annual charges		23,883	22,492
6,002	User charges and fees		4,473	5,088
957	Investment and interest revenue received		1,835	1,451
4,594	Grants and contributions		11,437	10,448
–	Bonds, deposits and retention amounts received		970	1,478
1,292	Other		4,018	2,863
	Payments:			
(14,647)	Employee benefits and on-costs		(12,635)	(12,518)
(6,534)	Materials and contracts		(8,755)	(8,641)
–	Bonds, deposits and retention amounts refunded		(848)	(545)
(8,375)	Other		(9,441)	(8,692)
6,100	**Net cash provided (or used in) operating activities**	11b	14,937	13,424
	Cash flows from investing activities			
	Receipts:			
–	Sale of investment securities		58,500	34,500
137	Sale of infrastructure, property, plant and equipment		906	1,256
	Payments:			
–	Purchase of investment securities		(33,000)	(42,500)
(11,613)	Purchase of infrastructure, property, plant and equipment		(10,733)	(5,589)
(11,476)	**Net cash provided (or used in) investing activities**		15,673	(12,333)
	Cash flows from financing activities			
	Nil			
(5,376)	**Net increase/(decrease) in cash and cash equivalents**		30,610	1,092
43,397	Plus: **cash and cash equivalents – beginning of year**	11a	10,664	9,572
38,021	**Cash and cash equivalents – end of the year**	11a	41,274	10,664
	Additional Information:			
	plus: **Investments on hand – end of year**	6b	17,000	42,500
	Total cash, cash equivalents and investments		58,274	53,164

Please refer to Note 11 for information on the following:
– Non-cash financing and investing activities
– Financing arrangements
– Net cash flow disclosures relating to any discontinued operations

This statement should be read in conjunction with the accompanying notes.

Strathfield Municipal Council

Notes to the Financial Statements

for the year ended 30 June 2017

Contents of the notes accompanying the financial statements

Note	Details		Page
1	Summary of significant accounting policies		10
2(a)	Council functions/activities – financial information		20
2(b)	Council functions/activities – component descriptions		21
3	Income from continuing operations		22
4	Expenses from continuing operations		27
5	Gains or losses from the disposal of assets		31
6(a)	Cash and cash equivalent assets		32
6(b)	Investments		32
6(c)	Restricted cash, cash equivalents and investments – details		33
7	Receivables		34
8	Inventories and other assets		35
9(a)	Infrastructure, property, plant and equipment		36
9(b)	Externally restricted infrastructure, property, plant and equipment		37
9(c)	Infrastructure, property, plant and equipment – current year impairments		37 n/a
10(a)	Payables, borrowings and provisions		38
10(b)	Description of (and movements in) provisions		39
11	Statement of cash flows – additional information		40
12	Commitments for expenditure		41
13	Statement of performance measures:		
	13a (i) Local government industry indicators	(consolidated)	42
	13a (ii) Local government industry graphs	(consolidated)	43
14	Investment properties		45 n/a
15	Financial risk management		45
16	Material budget variations		49
17	Statement of developer contributions		51
18	Contingencies and other liabilities/assets not recognised		54
19	Interests in other entities		55 n/a
20	Retained earnings, revaluation reserves, changes in accounting policies, changes in accounting estimates and errors		56
21	Financial result and financial position by fund		56 n/a
22	'Held for sale' non-current assets and disposal groups		57 n/a
23	Events occurring after the reporting date		57 n/a
24	Discontinued operations		57 n/a
25	Intangible assets		57 n/a
26	Reinstatement, rehabilitation and restoration liabilities		57 n/a
27	Fair value measurement		58
28	Related party disclosures		65

n/a – not applicable

Strathfield Municipal Council

Notes to the Financial Statements
for the year ended 30 June 2017

Note 1. Summary of significant accounting policies

The principal accounting policies adopted in the preparation of these financial statements are set out below. These policies have been consistently applied to all the years presented, unless otherwise stated.

(a) Basis of preparation

These general purpose financial statements have been prepared in accordance with Australian Accounting Standards and Australian Accounting Interpretations, the Local Government Act 1993 (NSW) and Regulations, and the Local Government Code of Accounting Practice and Financial Reporting. Council is a not for-profit entity for the purpose of preparing these financial statements.

(i) New and amended standards adopted by Council

AASB 124 Related Party Disclosures was adopted during the year, the impact of this standard had no impact on reporting financial position or performance, however note 28 has been added.

(ii) Early adoption of standards

Council has not elected to apply any pronouncements before their operative date in the annual reporting period beginning 1 July 2016.

(iii) Historical cost convention

These financial statements have been prepared under the historical cost convention, as modified by the revaluation of certain financial assets and liabilities and certain classes of property, plant and equipment and investment property.

(iv) Significant accounting estimates and judgements

The preparation of financial statements requires the use of certain critical accounting estimates. It also requires management to exercise its judgement in the process of applying the Council's accounting policies.

Estimates and judgements are continually evaluated and are based on historical experience and other factors, including expectations of future events that may have a financial impact on the Council and that are believed to be reasonable under the circumstances.

Critical accounting estimates and assumptions

Council makes estimates and assumptions concerning the future. The resulting accounting estimates will, by definition, seldom equal the related actual results. The estimates and assumptions that have a significant risk of causing a material adjustment to the carrying amounts of assets and liabilities within the next financial year include:

(i) Estimated fair values of investment properties

(ii) Estimated fair values of infrastructure, property, plant and equipment,

Significant judgements in applying the Council's accounting policies

(i) Impairment of Receivables

Council has made a significant judgement about the impairment of a number of its receivables in Note 7.

(b) Revenue recognition

Council recognises revenue when the amount of revenue can be reliably measured, it is probable that future economic benefits will flow to the Council and specific criteria have been met for each of the Council's activities as described below.

Council bases its estimates on historical results, taking into consideration the type of customer, the type of transaction and the specifics of each arrangement.

Revenue is measured at the fair value of the consideration received or receivable. Revenue is measured on major income categories as follows:

(i) Rates, annual charges, grants and contributions

Rates, annual charges, grants and contributions (including developer contributions) are recognised as revenue when the Council obtains control over the assets comprising these receipts. Developer contributions may only be expended for the purposes for which the contributions were required, but the Council may apply contributions according to the priorities established in work schedules.
Control over assets acquired from rates and annual charges is obtained at the commencement of the rating year as it is an enforceable debt linked to the rateable property or, where earlier, upon receipt of the rates.

Control over granted assets/contributed assets is normally obtained upon their receipt (or acquittal) or upon earlier notification that a grant has been secured, and is valued at their fair value at the date of transfer.

Where grants or contributions recognised as revenues during the financial year were obtained on condition that they be expended in a particular manner or used over a particular period and those conditions were un-discharged at reporting date, the unused grant or contribution is disclosed in Note 3(g). The note also discloses the amount

Strathfield Municipal Council

Notes to the Financial Statements
for the year ended 30 June 2017

Note 1. Summary of significant accounting policies (continued)

of unused grant or contribution from prior years that was expended on Council's operations during the current year.

A liability is recognised in respect of revenue that is reciprocal in nature to the extent that the requisite service has not been provided at reporting date.

(ii) User charges and fees

User charges and fees (including parking fees and fines) are recognised as revenue when the service has been provided or when the penalty has been applied, whichever first occurs.

(iii) Sale of infrastructure, property, plant and equipment

The profit or loss on sale of an asset is determined when control of the asset has irrevocably passed to the buyer.

(iv) Interest

Interest income is recognised using the effective interest rate at the date that interest is earned.

(v) Rent

Rental income is accounted for on a straight-line basis over the lease term.

(vi) Dividend income

Revenue is recognised when the Council's right to receive the payment is established, which is generally when shareholders approve the dividend.

(vii) Other income

Other income is recorded when the payment is due, the value of the payment is notified, or the payment is received, whichever occurs first.

(c) Principles of consolidation

(i) The Consolidated Fund

In accordance with the provisions of Section 409(1) of the Local Government Act 1993 (NSW), all money and property received by Council is held in the Council's Consolidated Fund unless it is required to be held in the Council's Trust Fund.

Cash and other assets of the following entities have been included as part of the Consolidated Fund:

- General purpose operations

(ii) The Trust Fund

In accordance with the provisions of Section 411 of the Local Government Act 1993 (NSW) (as amended), a separate and distinct Trust Fund is maintained to account for all money and property received by the Council in trust which must be applied only for the purposes of, or in accordance with the trusts relating to those monies. Trust monies and property subject to Council's control have been included in these reports.

Trust monies and property held by Council but not subject to the control of Council have been excluded from these reports. A separate statement of monies held in the Trust Fund is available for inspection at the Council office by any person free of charge.

(iii) County Councils

Council is not a member of any county councils.

(iv) Interests in other entities

Subsidiaries

Council has no interest in any subsidiaries.

Joint arrangements

Council has no interest in any joint arrangements.

(d) Leases

Leases of property, plant and equipment where Council, as lessee, has substantially all the risks and rewards of ownership are classified as finance leases.

Finance leases are capitalised at the lease's inception at the fair value of the leased property or, if lower, the present value of the minimum lease payments. The corresponding rental obligations, net of finance charges, are included in other short-term and long-term payables. Each lease payment is allocated between the liability and finance cost. The finance cost is charged to the income statement over the lease period so as to produce a constant periodic rate of interest on the remaining balance of the liability for each period.

The property, plant and equipment acquired under finance leases is depreciated over the asset's useful life or over the

Strathfield Municipal Council

Notes to the Financial Statements
for the year ended 30 June 2017

Note 1. Summary of significant accounting policies (continued)

shorter of the asset's useful life and the lease term if there is no reasonable certainty that Council will obtain ownership at the end of the lease term.

Leases in which a significant portion of the risks and rewards of ownership are not transferred to Council as lessee are classified as operating leases. Payments made under operating leases (net of any incentives received from the lessor) are charged to the income statement on a straight-line basis over the period of the lease.

Lease income from operating leases where Council is a lessor is recognised as income on a straight-line basis over the lease term.

(e) Impairment of assets

Intangible assets that have an indefinite useful life or are not yet available for use are not subject to amortisation and are tested annually for impairment, or more frequently if events or changes in circumstances indicate that they might be impaired.

Other assets are tested for impairment whenever events or changes in circumstances indicate that the carrying amount may not be recoverable. An impairment loss is recognised for the amount by which the asset's carrying amount exceeds its recoverable amount. The recoverable amount is the higher of an asset's fair value less costs to sell and value in use.

For the purposes of assessing impairment, assets are grouped at the lowest levels for which there are separately identifiable cash inflows that are largely independent of the cash inflows from other assets or groups of assets (cash-generating units). Non-financial assets that suffered an impairment are reviewed for possible reversal of the impairment at each reporting date.

(f) Cash and cash equivalents

For Statement of Cash Flow presentation purposes, cash and cash equivalents includes cash on hand; deposits held at call with financial institutions; other short-term, highly liquid investments with original maturities of three months or less that are readily convertible to known amounts of cash and which are subject to an insignificant risk of changes in value; and bank overdrafts.

Bank overdrafts are shown within borrowings in current liabilities on the Statement of Financial Position.

(g) Inventories

(i) Raw materials and stores, work in progress and finished goods

Raw materials and stores, work in progress and finished goods are stated at the lower of cost and net realisable value.

Cost comprises direct materials, direct labour, and an appropriate proportion of variable and fixed overhead expenditure, the latter being allocated on the basis of normal operating capacity. Costs are assigned to individual items of inventory on basis of weighted average costs. Costs of purchased inventory are determined after deducting rebates and discounts.

Net realisable value is the estimated selling price in the ordinary course of business less the estimated costs of completion and the estimated costs necessary to make the sale.

(ii) Inventory held for distribution

Inventory held for distribution is held at cost, adjusted where applicable for any loss of service potential.

(iii) Land held for resale/capitalisation of borrowing costs

Land held for resale is stated at the lower of cost and net realisable value. Cost is assigned by specific identification and includes the cost of acquisition, and development and borrowing costs during development. When development is completed borrowing costs and other holding charges are expensed as incurred.

Borrowing costs included in the cost of land held for resale are those costs that would have been avoided if the expenditure on the acquisition and development of the land had not been made. Borrowing costs incurred while active development is interrupted for extended periods are recognised as expenses.

(h) Non-current assets (or disposal groups) held for sale and discontinued operations

Non-current assets (or disposal groups) are classified as held for sale if their carrying amount will be recovered principally through a sale transaction rather than through continuing use.

They are measured at the lower of their carrying amount and fair value less costs to sell, except for assets such as deferred tax assets; assets arising from employee benefits; financial assets; and investment properties that are carried

Strathfield Municipal Council

Notes to the Financial Statements
for the year ended 30 June 2017

Note 1. Summary of significant accounting policies (continued)

at fair value and contractual rights under insurance contracts, which are specifically exempt from this requirement.

An impairment loss is recognised for any initial or subsequent write-down of the asset (or disposal group) to fair value less costs to sell. A gain is recognised for any subsequent increases in fair value less costs to sell of an asset (or disposal group), but not in excess of any cumulative impairment loss previously recognised. A gain or loss not previously recognised by the date of the sale of the non-current asset (or disposal group) is recognised at the date of de-recognition.

Non-current assets (including those that are part of a disposal group) are not depreciated or amortised while they are classified as held for sale. Interest and other expenses attributable to the liabilities of a disposal group classified as held for sale continue to be recognised.

(i) Investments and other financial assets

Classification

Council classifies its financial assets in the following categories: financial assets at fair value through profit or loss; loans and receivables; held-to-maturity investments; and available-for-sale financial assets.

The classification depends on the purpose for which the investments were acquired. Management determines the classification of its investments at initial recognition and, in the case of assets classified as held-to-maturity, re-evaluates this designation at each reporting date.

(i) Financial assets at fair value through profit or loss

Financial assets at fair value through profit or loss are financial assets held for trading. A financial asset is classified in this category if acquired principally for the purpose of selling in the short-term. Assets in this category are classified as current assets.

(ii) Loans and receivables

Loans and receivables are non-derivative financial assets with fixed or determinable payments that are not quoted in an active market. They are included in current assets, except for those with maturities greater than 12 months after the reporting date which that are classified as non-current assets.

Loans and receivables are included in other receivables (note 8) and receivables (note 7) in the Statement of Financial Position.
Receivables are recognised initially at fair value and subsequently measured at amortised cost using the effective interest method, less provision for impairment. Receivables are generally due for settlement within 30 days.

Cash flows relating to short-term receivables are not discounted if the effect of discounting is immaterial.

(iii) Held-to-maturity investments

Held-to-maturity investments are non-derivative financial assets with fixed or determinable payments and fixed maturities that Council's management has the positive intention and ability to hold to maturity. If Council were to sell other than an insignificant amount of held-to-maturity financial assets, the whole category would be tainted and reclassified as available-for-sale.

Held-to-maturity financial assets are included in non-current assets, except for those with maturities less than 12 months from the reporting date, that are classified as current assets.

(iv) Available-for-sale financial assets

Available-for-sale financial assets are non-derivatives that are either designated in this category or not classified in any of the other categories. They are included in non-current assets unless management intends to dispose of the investment within 12 months of the reporting date.

Investments are designated as available-for-sale if they do not have fixed maturities and fixed or determinable payments and management intends to hold them for the medium to long term.

Recognition and de-recognition

Regular purchases and sales of financial assets are recognised on trade-date: the date on which Council commits to purchase or sell the asset.

Investments are initially recognised at fair value plus transaction costs for all financial assets not carried at fair value through profit or loss. Financial assets carried at fair value through profit or loss are initially recognised at fair value and transaction costs are expensed in the income statement.

Financial assets are derecognised when the rights to receive cash flows from the financial assets have expired or have been transferred and Council has transferred substantially all the risks and rewards of ownership.

When securities classified as available-for-sale are sold, the accumulated fair value adjustments recognised in equity are included in the income statement as gains and losses from investment securities.

Strathfield Municipal Council

Notes to the Financial Statements
for the year ended 30 June 2017

Note 1. Summary of significant accounting policies (continued)

Subsequent measurement

Loans and receivables and held-to-maturity investments are carried at amortised cost using the effective interest method.

Changes in the fair value of other monetary and non-monetary securities classified as available-for-sale are recognised in equity.

Impairment

Council assesses at the end of each reporting period whether there is objective evidence that a financial asset or group of financial assets is impaired.

A financial asset or a group of financial assets is impaired and impairment losses are incurred only if there is objective evidence of impairment as a result of one or more events that occurred after the initial recognition of the asset (a 'loss event') and that loss event (or events) has an impact on the estimated future cash flows of the financial asset or group of financial assets that can be reliably estimated.

In the case of equity investments classified as available-for-sale, a significant or prolonged decline in the fair value of the security below its cost is considered an indicator that the assets are impaired.

(i) Assets carried at amortised cost

For loans and receivables the amount of the loss is measured as the difference between the asset's carrying amount and the present value of estimated future cash flows (excluding future credit losses that have not been incurred) discounted at the financial asset's original effective interest rate.

The carrying amount of the asset is reduced and the amount of the loss is recognised in profit or loss. If a loan or held-to-maturity investment has a variable interest rate, the discount rate for measuring any impairment loss is the current effective interest rate determined under the contract. As a practical expedient, the Council may measure impairment on the basis of an instrument's fair value using an observable market price.

Collectability of receivables is reviewed on an on-going basis. Debts that are known to be uncollectible are written off by reducing the carrying amount directly. An allowance account (provision for impairment of receivables) is used when there is objective evidence that Council will not be able to collect all amounts due according to the original terms of the receivables.

Significant financial difficulties of the debtor, probability that the debtor will enter bankruptcy or financial reorganisation, and default or delinquency in payments (more than 30 days overdue) are considered indicators that the receivable is impaired. The amount of the impairment allowance is the difference between the asset's carrying amount and the present value of estimated future cash flows, discounted at the original effective interest rate.

The amount of the impairment loss is recognised in the income statement within other expenses. When a receivable for which an impairment allowance had been recognised becomes uncollectible in a subsequent period it is written off against the allowance account. Subsequent recoveries of amounts previously written off are credited against other expenses in the income statement.

Investment Policy

Council has an approved investment policy complying with Section 625 of the Local Government Act 1993 (NSW) and Clause 212 of the Local Government (General) Regulation 2005 (NSW).

Investments are placed and managed in accordance with that policy and having particular regard to authorised investments prescribed under the Ministerial Local Government Investment Order. Council maintains an investment policy that complies with the Act and ensures that it, or its representatives, exercise the care, diligence and skill that a prudent person would exercise in investing Council funds.

Council amended its policy following revisions to the Ministerial Local Government Investment Order (the Order) arising from the Cole Inquiry recommendations. Certain investments the Council holds are no longer prescribed; however, they have been retained under grandfathering provisions of the Order. These will be disposed of when most financially advantageous to Council.

(j) Fair value estimation – financial instruments

The fair value of financial assets and financial liabilities must be estimated for recognition and measurement or for disclosure purposes.

The fair value of financial instruments traded in active markets is based on quoted market prices at the reporting date.

The fair value of financial instruments that are not traded in an active market is determined using valuation techniques. Council uses a variety of methods and makes assumptions that are based on market conditions existing at each reporting date. Other techniques, such as estimated discounted cash flows, are used to determine fair value for the remaining financial instruments.

The nominal value less estimated credit adjustments of trade receivables and payables are assumed to

Strathfield Municipal Council

Notes to the Financial Statements
for the year ended 30 June 2017

Note 1. Summary of significant accounting policies (continued)

approximate their fair values. The fair value of financial liabilities for disclosure purposes is estimated by discounting the future contractual cash flows at the current market interest rate that is available to the Council for similar financial instruments.

(k) Infrastructure, property, plant and equipment (IPPE)

Council's assets have been progressively revalued to fair value in accordance with a staged implementation advised by the Office of Local Government. At reporting date, the following classes of IPPE were stated at their fair value:

Externally valued:

- Operational land
- Community land
- Buildings – specialised/non-specialised
- Roads assets including roads, bridges and footpaths
- Bulk earthworks
- Stormwater drainage

As approximated by depreciated historical cost:

- Plant and equipment
- Land improvements
- Other structures
- Other open space/recreational assets
- Other infrastructure
- Other assets

Non-specialised assets with short useful lives are measured at depreciated historical cost as an approximation of fair value. Council has assessed that any difference between fair value and depreciated historical cost is unlikely to be material.

For all other asset classes, Council assesses at each reporting date whether there is any indication that a revalued asset's carrying amount may differ materially from that which would be determined if the asset were revalued at the reporting date. If any such indication exists, Council determines the asset's fair value and revalue the asset to that amount. Full revaluations are undertaken for all assets on a five-year cycle.

Increases in the carrying amounts arising on revaluation are credited to the asset revaluation reserve. To the extent that the increase reverses a decrease previously recognising profit or loss relating to that asset class, the increase is first recognised as profit or loss.

Decreases that reverse previous increases of assets in the same class are first charged against revaluation reserves directly in equity to the extent of the remaining reserve attributable to the class; all other decreases are charged to the Income Statement.

Subsequent costs are included in the asset's carrying amount or recognised as a separate asset, as appropriate, only when it is probable that future economic benefits associated with the item will flow to Council and the cost of the item can be measured reliably. All other repairs and maintenance are charged to the income statement during the financial period in which they are incurred.

Depreciation

Land is not depreciated.

Depreciation on other assets is calculated using the straight line method to allocate their cost, net of their residual values, over their estimated useful lives as follows:

Plant & Equipment	
- Office Equipment	4 to 25 years
- Office furniture	4 to 25 years
- Computer Equipment	4 years
- Vehicles	5 years
- Heavy Plant/Road Making equip.	8 years
Park Assets	
- Playground equipment	40 years
- Furniture	15 to 60 years
Buildings	
- Buildings: Masonry	45 to 150 years
- Buildings: Other	15 to 100 years
Stormwater Drainage	
- Pits	13 to 85 years
- Pipes	80 years
Transportation Assets	
- Sealed Roads: Surface	25 to 35 years
- Sealed Roads: Structure	100 years
- Bridges	80 years
- Kerb, Gutter & Paths	50 years
Other Infrastructure Assets	
- Bulk earthworks	Infinite

The assets' residual values and useful lives are reviewed, and adjusted if appropriate, at each reporting date.

Gains and losses on disposals are determined by comparing proceeds with carrying amount. These are included in the income statement.

Strathfield Municipal Council

Notes to the Financial Statements
for the year ended 30 June 2017

Note 1. Summary of significant accounting policies (continued)

(l) Investment property

Investment property, principally comprising freehold office buildings, is held for long-term rental yields and is not occupied by the Council.

Investment property is carried at fair value, which is based on active market prices, adjusted, if necessary, for any difference in the nature, location or condition of the specific asset. If this information is not available, Council uses alternative valuation methods such as recent prices in less active markets, or discounted cash flow projections. Changes in fair values are recorded in the income statement as part of other income.

Properties that are under construction for future use as investment properties are regarded as investment properties. These are also carried at fair value unless the fair value cannot yet be reliably determined. Where that is the case, the property will be accounted for at cost until either the fair value becomes reliably determinable or construction is complete.

(m) Payables

These amounts represent liabilities for goods and services provided to the Council prior to the end of financial year that are unpaid. The amounts are unsecured and are usually paid within 30 days of recognition.

(n) Borrowings

Council does not have any Loans.

(o) Borrowing costs

Nil

(p) Provisions

Provisions are recognised when Council has a present legal or constructive obligation as a result of past events, it is probable that an outflow of resources will be required to settle the obligation, and the amount has been reliably estimated.

Where there are a number of similar obligations, the likelihood that an outflow will be required in settlement is determined by considering the class of obligations as a whole. A provision is recognised even if the likelihood of an outflow with respect to any one item included in the same class of obligations may be small.

Provisions are measured at the present value of management's best estimate of the expenditure required to settle the present obligation at the reporting date. The discount rate used to determine the present value reflects current market assessments of the time value of money and the risks specific to the liability. The increase in the provision due to the passage of time is recognised as interest expense.

(q) Employee benefits

(i) Short-term obligations

Liabilities for wages and salaries, including non-monetary benefits, annual leave and accumulating sick leave expected to be wholly settled within 12 months after the end of the period in which the employees render the related service are recognised in respect of employees' services up to the end of the reporting period and are measured at the amounts expected to be paid when the liabilities are settled.

The liability for annual leave and accumulating sick leave is recognised in the provision for employee benefits. All other short-term employee benefit obligations are presented as payables.

(ii) Other long-term employee benefit obligations

The liability for long service leave and annual leave that is not expected to be wholly settled within 12 months after the end of the period in which the employees render the related service is recognised in the provision for employee benefits and measured as the present value of expected future payments to be made in respect of services provided by employees up to the end of the reporting period using the projected unit credit method.

Consideration is given to expected future wage and salary levels, experience of employee departures, and periods of service. Expected future payments are discounted using market yields at the end of the reporting period on national government bonds with terms to maturity and currency that match, as closely as possible, the estimated future cash outflows.

The obligations are presented as current liabilities in the Statement of Financial Position if the Council does not have an unconditional right to defer settlement for at least 12 months after the reporting date, regardless of when the actual settlement is expected to occur.

(iii) Retirement benefit obligations

All employees of the Council are entitled to benefits on retirement, disability or death. Council contributes to various defined benefit plans and defined contribution plans on behalf of its employees.

Strathfield Municipal Council

Notes to the Financial Statements
for the year ended 30 June 2017

Note 1. Summary of significant accounting policies (continued)

Defined Benefit Plans

A liability or asset in respect of defined benefit superannuation plans would ordinarily be recognised in the Statement of Financial Position, and measured as the present value of the defined benefit obligation at the reporting date plus unrecognised actuarial gains (less unrecognised actuarial losses) less the fair value of the superannuation fund's assets at that date and any unrecognised past service cost.

The present value of the defined benefit obligation is based on expected future payments that arise from membership of the fund to the reporting date, calculated annually by independent actuaries using the projected unit credit method.

Consideration is given to expected future wage and salary levels, experience of employee departures, and periods of service. However, when this information is not reliably available, Council accounts for its obligations to defined benefit plans on the same basis as its obligations to defined contribution plans, i.e. as an expense when it becomes payable.

Council is party to an Industry Defined Benefit Plan under the Local Government Superannuation Scheme, named the 'Local Government Superannuation Scheme – Pool B'.

This scheme has been deemed to be a 'multi-employer fund' for the purposes of AASB 119.

Sufficient information is not available to account for the Scheme as a defined benefit plan (in accordance with AASB 119) because the assets to the scheme are pooled together for all Councils.

The last valuation of the scheme was performed by Mr Richard Boyfield FIAA (AFS Licence # 411770) on 2/12/16 and covers the period ended 30/06/17.

However the position is monitored annually and the actuary has estimated that as at 30 June 2017 the prior period deficit still exists.
Effective from 1 July 2009, employers are required to contribute additional contributions to assist in extinguishing this deficit.

The amount of employer contributions to the defined benefit section of the Local Government Superannuation Scheme and recognised as an expense and disclosed as part of superannuation expenses at Note 4 (a) for the year ending 30 June 2017 was $ 165,857.

The amount of additional contributions included in the total employer contribution advised above is
$ 159,153.

The share of this deficit that can be broadly attributed to Council is estimated to be in the order of $127,589 as at 30 June 2017.

Council's share of that deficiency cannot be accurately calculated as the scheme is a mutual arrangement where assets and liabilities are pooled together for all member councils.

For this reason, no liability for the deficiency has been recognised in these financial statements.

Council has, however, disclosed a contingent liability in Note 18 to reflect the possible obligation that may arise should the scheme require immediate payment to correct the deficiency.

Defined Contribution Plans

Contributions to defined contribution plans are recognised as an expense as they become payable. Prepaid contributions are recognised as an asset to the extent that a cash refund or a reduction in the future payments is available.

(r) Land under roads

Land under roads is land under roadways and road reserves including land under footpaths, nature strips and median strips.

Council has elected not to recognise land under roads acquired before 1 July 2008 in accordance with AASB 1051 Land Under Roads.

Land under roads acquired after 1 July 2008 is recognised in accordance with AASB 116 Property, Plant and Equipment.

(s) Self-insurance

Council does not self-insure.

(t) Intangible assets

Council has not classified any assets as intangible.

(u) Crown reserves

Crown Reserves under Council's care and control are recognised as assets of the Council. While ownership of the reserves remains with the Crown, Council retains operational control of the reserves and is responsible for their maintenance and use in accordance with the specific purposes to which the reserves are dedicated.

Strathfield Municipal Council

Notes to the Financial Statements
for the year ended 30 June 2017

Note 1. Summary of significant accounting policies (continued)

Improvements on Crown Reserves are also recorded as assets, while maintenance costs incurred by Council and revenues relating to the reserves are recognised within Council's Income Statement.

(v) Rural fire service assets

Under section 119 of the Rural Fire Services Act 1997 (NSW), *"all fire fighting equipment purchased or constructed wholly or from money to the credit of the Fund is to be vested in the council of the area for or on behalf of which the fire fighting equipment has been purchased or constructed"*.

Council does not have any Rural Fire Services assets.

(w) Goods and Services Tax (GST)

Revenues, expenses and assets are recognised net of the amount of associated GST, unless the GST incurred is not recoverable from the taxation authority. In this case it is recognised as part of the cost of acquisition of the asset or as part of the expense.

Receivables and payables are stated inclusive of the amount of GST receivable or payable. The net amount of GST recoverable from, or payable to the taxation authority is included with other receivables or payables in the Statement of Financial Position.

Cash flows are presented on a gross basis. The GST components of cash flows arising from investing or financing activities which that are recoverable from, or payable to the taxation authority are presented as operating cash flows.

(x) New accounting standards and interpretations issued not yet effective

Certain new accounting standards and interpretations have been published that are not mandatory for the current reporting period and which have not been applied.

As at the date of authorisation of the financial statements, the standards and interpretations listed below were in issue but not yet effective.

Effective for annual reporting periods beginning on or after 1 January 2017

- AASB 2014-5 Amendments to Australian Accounting Standards arising from AASB 15
- AASB 2015-8 Amendments to Australian Accounting Standards – Effective Date of AASB 15
- AASB 2016-2 Amendments to Australian Accounting Standards – Disclosure Initiative: Amendments to AASB 107
- AASB 2016-7 Amendments to Australian Accounting Standards - Deferral of AASB 15 for Not-for-Profit Entities

Effective for annual reporting periods beginning on or after 13 February 2017

- AASB 2017-2 Amendments to Australian Accounting Standards - Further Annual Improvements 2014- 16 Cycle

Effective for annual reporting periods beginning on or after 13 December 2017

- AASB 2017-1 Amendments to Australian Accounting Standards - Transfers of Investment Property, Annual Improvements 2014-2016 Cycle and Other Amendments

Effective for annual reporting periods beginning on or after 1 January 2018

- AASB 9 Financial Instruments (December 2009)
- AASB 15 Revenue from Contracts with Customers
- AASB 2010-7 Amendments to Australian Accounting Standards arising from AASB 9 (December 2010)
- AASB 2014-1 Amendments to Australian Accounting Standards (Part E)
- AASB 2014-7 Amendments to Australian Accounting Standards arising from AASB 9 (December 2014) AASB 1057 Application of Australian Accounting Standards
- AASB 2016-3 Amendments to Australian Accounting Standards – Clarifications to AASB 15
- AASB 2016-6 Amendments to Australian Accounting Standards - Applying AASB 9 Financial Instruments with AASB 4 Insurance Contracts

Effective for annual reporting periods beginning on or after 1 January 2019

- AASB 16 Leases
- AASB 16 Leases (Appendix D)
- AASB 2016-8 Amendments to Australian Accounting Standards – Australian Implementation Guidance for Nor-for-Profit Entities
- AASB 1058 Income of Not-for-Profit Entities
- AASB 2016-8 Amendments to Australian Accounting Standards - Australian Implementation Guidance for Not-for-Profit Entities

The full impact of these standards has yet to be ascertained or quantified but will range from additional and/or revised disclosures to changes in how certain transactions and balances are accounted for.

Strathfield Municipal Council

Notes to the Financial Statements
for the year ended 30 June 2017

Note 1. Summary of significant accounting policies (continued)

(y) Rounding of amounts

Unless otherwise indicated, amounts in the financial statements have been rounded off to the nearest thousand dollars.

(z) Comparative figures

To ensure comparability with the current reporting period's figures, some comparative period line items and amounts may have been reclassified or individually reported for the first time within these financial statements and/or the notes.

(aa) Disclaimer

Nothing contained within these statements may be taken to be an admission of any liability to any person under any circumstance.

Strathfield Municipal Council

Notes to the Financial Statements
for the year ended 30 June 2017

Note 2(a). Council functions/activities – financial information

$ '000	Income, expenses and assets have been directly attributed to the following functions/activities. Details of these functions/activities are provided in Note 2(b).												
Functions/activities	Income from continuing operations			Expenses from continuing operations			Operating result from continuing operations			Grants included in income from continuing operations		Total assets held (current and non-current)	
	Original budget 2017	Actual 2017	Actual 2016	Original budget 2017	Actual 2017	Actual 2016	Original budget 2017	Actual 2017	Actual 2016	Actual 2017	Actual 2016	Actual 2017	Actual 2016
Governance	–	–	–	447	516	553	(447)	(516)	(553)	–	–	–	–
Administration	2,174	2,565	2,077	5,560	4,397	6,490	(3,386)	(1,832)	(4,413)	–	10	77,073	56,407
Public order and safety	826	904	657	1,200	1,529	1,365	(374)	(625)	(708)	–	–	38	452
Health	162	167	393	3	780	517	159	(613)	(124)	–	230	–	–
Environment	8,288	8,294	7,516	10,215	8,691	6,775	(1,927)	(397)	741	681	705	38,502	36,418
Community services and education	202	207	494	700	997	1,085	(498)	(790)	(591)	174	147	2,966	2,226
Housing and community amenities	128	861	241	1,435	1,375	1,318	(1,307)	(514)	(1,077)	128	–	4,720	19,318
Recreation and culture	2,931	7,834	8,491	8,857	8,482	8,290	(5,926)	(648)	201	218	109	77,185	74,434
Mining, manufacturing and construction	1,108	1,033	908	1,748	2,623	863	(640)	(1,590)	45	–	–	–	–
Transport and communication	2,278	1,843	1,757	5,772	5,036	6,088	(3,494)	(3,193)	(4,331)	7	683	160,465	145,763
Economic affairs	–	22	–	144	–	77	(144)	22	(77)	–	–	–	–
Total functions and activities	**18,097**	**23,730**	**22,534**	**36,081**	**34,426**	**33,421**	**(17,984)**	**(10,696)**	**(10,887)**	**1,208**	**1,884**	**360,949**	**335,018**
Share of gains/(losses) in associates and joint ventures (using the equity method)	–	–	–	–	–	–	–	–	–	–	–	–	–
General purpose income [1]	19,052	19,599	18,157	–	–	–	19,052	19,599	18,157	1,739	1,186	–	–
Operating result from continuing operations	**37,149**	**43,329**	**40,691**	**36,081**	**34,426**	**33,421**	**1,068**	**8,903**	**7,270**	**2,947**	**3,070**	**360,949**	**335,018**

1. Includes: rates and annual charges (incl. ex-gratia), untied general purpose grants and unrestricted interest and investment income.

Strathfield Municipal Council

Notes to the Financial Statements
for the year ended 30 June 2017

Note 2(b). Council functions/activities – component descriptions

Details relating to the Council's functions/activities as reported in Note 2(a) are as follows:

GOVERNANCE

Includes costs relating to Council's role as a component of democratic government, including elections, members' fees and expenses, subscriptions to local authority associations, meetings of Council and policy-making committees, public disclosure (e.g. GIPA), and legislative compliance.

ADMINISTRATION

Includes corporate support and other support services, engineering works, and any Council policy compliance.

PUBLIC ORDER AND SAFETY

Includes Council's fire and emergency services levy, fire protection, emergency services, beach control, enforcement of regulations and animal control.

HEALTH

Includes immunisation, food control, health centres etc.

ENVIRONMENT

Includes noxious plants and insect/vermin control; other environmental protection; solid waste management, including domestic waste; other waste management; other sanitation; and garbage, street cleaning, drainage and stormwater management.

COMMUNITY SERVICES AND EDUCATION

Includes administration and education; social protection (welfare); migrant, Aboriginal and other community services and administration (excluding accommodation – as it is covered under 'housing and community amenities'); youth services; aged and disabled persons services; children's' services, including family day care; child care; and other family and children services.

HOUSING AND COMMUNITY AMENITIES

Includes public cemeteries; public conveniences; street lighting; town planning; other community amenities, including housing development and accommodation for families and children, aged persons, disabled persons, migrants and Indigenous persons.

WATER SUPPLIES
SEWERAGE SERVICES

RECREATION AND CULTURE

Includes public libraries; museums; art galleries; community centres and halls, including public halls and performing arts venues; sporting grounds and venues; swimming pools; parks; gardens; lakes; and other sporting, recreational and cultural services.

MINING, MANUFACTURING AND CONSTRUCTION

Includes building control, quarries and pits, mineral resources, and abattoirs.

TRANSPORT AND COMMUNICATION

Urban local, urban regional, includes sealed and unsealed roads, bridges, footpaths, parking areas, and aerodromes.

ECONOMIC AFFAIRS

Includes camping areas and caravan parks; tourism and area promotion; industrial development promotion; sale yards and markets; real estate development; commercial nurseries; and other business undertakings.

Strathfield Municipal Council

Notes to the Financial Statements
for the year ended 30 June 2017

Note 3. Income from continuing operations

$ '000	Notes	Actual 2017	Actual 2016
(a) Rates and annual charges			
Ordinary rates			
Residential		11,306	10,953
Business		5,063	4,924
Total ordinary rates		**16,369**	**15,877**
Special rates			
Nil			
Annual charges (pursuant to s.496, s.496A, s.496B, s.501 & s.611)			
Domestic waste management services		6,623	6,568
Stormwater management services		275	274
Section 611 charges		43	44
Total annual charges		**6,941**	**6,886**
TOTAL RATES AND ANNUAL CHARGES		23,310	22,763

Council has used 2013 year valuations provided by the NSW Valuer General in calculating its rates.

Strathfield Municipal Council

Notes to the Financial Statements
for the year ended 30 June 2017

Note 3. Income from continuing operations (continued)

$ '000	Notes	Actual 2017	Actual 2016
(b) User charges and fees			
Specific user charges (per s.502 – specific 'actual use' charges)			
Domestic waste management services		25	–
Waste management services (non-domestic)		175	205
Total user charges		**200**	**205**
Other user charges and fees			
(i) Fees and charges – statutory and regulatory functions (per s.608)			
Inspection services		67	59
Planning and building regulation		921	1,408
Section 149 certificates (EPA Act)		112	132
Section 603 certificates		59	62
Health act		167	163
Other		11	4
Total fees and charges – statutory/regulatory		**1,337**	**1,828**
(ii) Fees and charges – other (incl. general user charges (per s.608))			
Community centres		205	185
Companion animals		14	15
Community services		33	23
Fire and emergency services levy (FESL) implementation		223	–
Hudson park golf course		669	953
Lease rentals and Hall Hire		45	–
Leaseback fees – Council vehicles		161	35
Library		25	18
Other property rentals		497	483
Park and Sporting Ground rents		436	318
Restoration charges		226	64
Credit Card Service Fee		38	33
Hoarding Income		58	–
Work Zone Parking and Standing Plant Permits		141	58
Festivals and Events		23	19
Pipeline Charges		90	85
Privately funded Works and Anchor Work Permits		43	52
Partial Road Closure		52	–
Road Opening Permits		47	131
Other		29	–
Total fees and charges – other		**3,055**	**2,472**
TOTAL USER CHARGES AND FEES		4,592	4,505

Strathfield Municipal Council

Notes to the Financial Statements
for the year ended 30 June 2017

Note 3. Income from continuing operations (continued)

$ '000	Notes	Actual 2017	Actual 2016
(c) Interest and investment revenue (including losses)			
Interest			
– Interest on overdue rates and annual charges (incl. special purpose rates)		63	55
– Interest earned on investments (interest and coupon payment income)		1,456	1,442
TOTAL INTEREST AND INVESTMENT REVENUE		1,519	1,497
Interest revenue is attributable to:			
Unrestricted investments/financial assets:			
Overdue rates and annual charges (general fund)		63	55
General Council cash and investments		1,134	749
Restricted investments/funds – external:			
Development contributions			
– Section 94		322	579
Domestic waste management operations		–	114
Total interest and investment revenue recognised		**1,519**	**1,497**
(d) Other revenues			
Ex gratia rates		294	290
Fines – Compliance and Environmental		131	1
Fines – parking		939	571
Fines – other		12	11
Legal fees recovery – rates and charges (extra charges)		342	–
Legal fees recovery – other		54	55
Carbon tax rebate		–	156
Diesel rebate		59	–
Events sponsorship		13	12
Insurance claim recoveries		208	14
Insurance incentives		88	11
Nursery sales		15	11
Other corporate income		32	50
Utilities reimbursements		30	17
Other		187	89
TOTAL OTHER REVENUE		2,404	1,288

Strathfield Municipal Council

Notes to the Financial Statements
for the year ended 30 June 2017

Note 3. Income from continuing operations (continued)

$ '000	2017 Operating	2016 Operating	2017 Capital	2016 Capital
(e) Grants				
General purpose (untied)				
Financial assistance – general component	1,217	800	–	–
Financial assistance – local roads component	408	270	–	–
Pensioners' rates subsidies – general component	114	116	–	–
Total general purpose	**1,739**	**1,186**	**–**	**–**
Specific purpose				
Pensioners' rates subsidies:				
– Domestic waste management	59	61	–	–
Aged care	167	169	–	–
Community care	2	147	–	–
Environmental protection	471	673	–	–
Heritage and cultural	5	–	–	–
Library	74	73	–	36
Library – per capita	37	–	–	–
Noxious weeds	30	32	–	–
Planning	–	10	–	–
Recreation and culture	107	–	–	–
Road safety	–	42	–	–
Street lighting	128	128	–	–
Transport (roads to recovery)	7	502	–	–
Transport (other roads and bridges funding)	–	11	–	–
Other – waste	121	–	–	–
Total specific purpose	**1,208**	**1,848**	**–**	**36**
Total grants	**2,947**	**3,034**	**–**	**36**
Grant revenue is attributable to:				
– Commonwealth funding	2,400	2,353	–	–
– State funding	547	681	–	36
	2,947	**3,034**	**–**	**36**

Strathfield Municipal Council

Notes to the Financial Statements
for the year ended 30 June 2017

Note 3. Income from continuing operations (continued)

$ '000		2017 Operating	2016 Operating	2017 Capital	2016 Capital
(f) Contributions					
Developer contributions:					
(s93 & s94 – EP&A Act, s64 of the LGA):					
S 94 – contributions towards amenities/services		169	68	7,471	6,738
Total developer contributions	17	**169**	**68**	**7,471**	**6,738**
Other contributions:					
Cooks river alliance		386	428	–	–
RMS contributions (regional roads, block grant)		501	275	–	–
Other		30	–	–	–
Total other contributions		**917**	**703**	**–**	**–**
Total contributions		1,086	771	7,471	6,738
TOTAL GRANTS AND CONTRIBUTIONS		4,033	3,805	7,471	6,774

$ '000	Actual 2017	Actual 2016
(g) Unspent grants and contributions		
Certain grants and contributions are obtained by Council on condition that they be spent in a specified manner:		
Unexpended at the close of the previous reporting period	29,276	23,798
Add: grants and contributions recognised in the current period but not yet spent:	9,369	8,201
Less: grants and contributions recognised in a previous reporting period now spent:	(5,088)	(2,723)
Net increase (decrease) in restricted assets during the period	**4,281**	**5,478**
Unexpended and held as restricted assets	33,557	29,276
Comprising:		
– Specific purpose unexpended grants	1,630	1,357
– Developer contributions	31,927	27,919
	33,557	**29,276**

Strathfield Municipal Council

Notes to the Financial Statements
for the year ended 30 June 2017

Note 4. Expenses from continuing operations

$ '000	Notes	Actual 2017	Actual 2016
(a) Employee benefits and on-costs			
Salaries and wages		10,157	9,488
Employee termination costs (where material – other than vested leave paid)		103	–
Travel expenses		468	403
Employee leave entitlements (ELE)		2,002	1,906
Superannuation		1,196	1,101
Workers' compensation insurance		475	402
Fringe benefit tax (FBT)		100	117
Training costs (other than salaries and wages)		153	106
Protective clothing		–	23
Other		23	9
Total employee costs		**14,677**	**13,555**
Less: capitalised costs		(1,502)	(1,075)
TOTAL EMPLOYEE COSTS EXPENSED		13,175	12,480
Number of 'full-time equivalent' employees (FTE) at year end		**195**	**145**

(b) Borrowing costs

Nil

Strathfield Municipal Council

Notes to the Financial Statements
for the year ended 30 June 2017

Note 4. Expenses from continuing operations (continued)

$ '000	Notes	Actual 2017	Actual 2016
(c) Materials and contracts			
Raw materials and consumables		3,488	3,712
Contractor and consultancy costs		1,740	1,218
– Contract relief staff		939	1,496
– Street and gutter cleaning		476	534
– Strategic planning consultants		–	6
Auditors remuneration (1)		102	83
Infringement notice contract costs (SEINS)		149	97
Legal expenses:			
– Legal expenses: planning and development		312	446
– Legal expenses: debt recovery		395	39
– Legal expenses: other		303	433
Operating leases:			
– Operating lease rentals: minimum lease payments (2)		89	61
TOTAL MATERIALS AND CONTRACTS		7,993	8,125

1. Auditor remuneration

a. During the year, the following fees were incurred for services provided by the Auditor-General:

(i) Audit and other assurance services		
– Audit and review of financial statements: Auditor-General	61	–
Remuneration for audit and other assurance services	**61**	**–**
Total Auditor-General remuneration	**61**	**–**

b. During the year, the following fees were incurred for services provided by the other Council's Auditors:

(i) Audit and other assurance services		
– Audit and review of financial statements: Council's Auditor	19	38
– Internal audit	22	34
Remuneration for audit and other assurance services	**41**	**72**
(ii) Other non-assurance services		
– Other services	–	11
Remuneration for other services	**–**	**11**
Total remuneration of other Council's Auditors	**41**	**83**
Total Auditor remuneration	**102**	**83**

2. Operating lease payments are attributable to:

Computers	89	61
	89	**61**

Strathfield Municipal Council

Notes to the Financial Statements
for the year ended 30 June 2017

Note 4. Expenses from continuing operations (continued)

$ '000	Notes	Actual 2017	Actual 2016
(d) Depreciation, amortisation and impairment			
Plant and equipment		801	672
Office equipment		175	150
Land improvements (depreciable)		20	29
Park assets		750	739
Infrastructure:			
– Buildings – non-specialised		116	116
– Buildings – specialised		524	527
– Roads		1,706	1,711
– Bridges		51	51
– Footpaths		420	412
– Stormwater drainage		528	528
Other assets			
– Library books		102	100
– Other		48	46
Total gross depreciation and amortisation costs		**5,241**	**5,081**
Less: capitalised costs		–	–
Total depreciation and amortisation costs		5,241	5,081
Impairment			
Nil			
TOTAL DEPRECIATION AND IMPAIRMENT COSTS EXPENSED		5,241	5,081

Strathfield Municipal Council

Notes to the Financial Statements
for the year ended 30 June 2017

Note 4. Expenses from continuing operations (continued)

$ '000	Notes	Actual 2017	Actual 2016
(e) Other expenses			
Advertising		210	494
Bad and doubtful debts		(227)	42
Bank charges		74	64
Cleaning		271	190
Contributions/levies to other levels of government			
– Department of planning levy		88	86
– NSW fire brigade levy		556	594
Councillor expenses – mayoral fee		41	71
Councillor expenses – councillors' fees		130	129
Councillors' expenses (incl. mayor) – other (excluding fees above)		41	40
Donations, contributions and assistance to other organisations (Section 356)		82	43
Electricity and heating		440	408
Fire and emergency services levy (FESL) implementation costs		143	–
Insurance		424	495
Office expenses (including computer expenses)		467	103
Postage		121	73
Printing and stationery		142	154
Security		33	42
Street lighting		652	633
Subscriptions and publications		49	48
Telephone and communications		133	276
Valuation fees		60	47
Waste disposal – tipping fees		3,682	3,703
Other		85	–
TOTAL OTHER EXPENSES		7,697	7,735

Strathfield Municipal Council

Notes to the Financial Statements
for the year ended 30 June 2017

Note 5. Gains or losses from the disposal of assets

$ '000	Notes	Actual 2017	Actual 2016
Plant and equipment			
Proceeds from disposal – plant and equipment		858	490
Less: carrying amount of plant and equipment assets sold/written off		(572)	(417)
Net gain/(loss) on disposal		**286**	**73**
Infrastructure			
Proceeds from disposal – infrastructure		48	–
Less: carrying amount of infrastructure assets sold/written off		(600)	–
Net gain/(loss) on disposal		**(552)**	**–**
Financial assets			
Proceeds from disposal/redemptions/maturities – financial assets		58,500	34,500
Less: carrying amount of financial assets sold/redeemed/matured		(58,500)	(34,500)
Net gain/(loss) on disposal		**–**	**–**
Other (land & building)			
Proceeds from disposal – Other (land & building)		–	766
Less: carrying amount of Other (land & building) assets sold/written off		(54)	(780)
Net gain/(loss) on disposal		**(54)**	**(14)**
NET GAIN/(LOSS) ON DISPOSAL OF ASSETS		(320)	59

Strathfield Municipal Council

Notes to the Financial Statements
for the year ended 30 June 2017

Note 6a. – Cash assets and Note 6b. – investments

$ '000	Notes	2017 Actual Current	2017 Actual Non-current	2016 Actual Current	2016 Actual Non-current
Cash and cash equivalents (Note 6a)					
Cash on hand and at bank		6	–	286	–
Cash-equivalent assets [1]					
– Deposits at call		11,282	–	4,500	–
– Managed funds		–	–	5,878	–
– Short-term deposits		30,000	–	–	–
Total cash and cash equivalents		**41,288**	**–**	**10,664**	**–**
Investments (Note 6b)					
– Long term deposits		17,000	–	42,500	–
Total investments		**17,000**	**–**	**42,500**	**–**
TOTAL CASH ASSETS, CASH EQUIVALENTS AND INVESTMENTS		58,288	–	53,164	–

[1] Those investments where time to maturity (from date of purchase) is < 3 mths.

Cash, cash equivalents and investments were classified at year end in accordance with AASB 139 as follows:

Cash and cash equivalents				
a. 'At fair value through the profit and loss'	**41,288**	**–**	**10,664**	**–**
Investments				
a. 'Held to maturity'	17,000	–	42,500	–
Investments	**17,000**	**–**	**42,500**	**–**

Strathfield Municipal Council

Notes to the Financial Statements
for the year ended 30 June 2017

Note 6c. Restricted cash, cash equivalents and investments – details

$ '000	2017 Actual Current	2017 Actual Non-current	2016 Actual Current	2016 Actual Non-current
Total cash, cash equivalents and investments	58,288	–	53,164	–
attributable to:				
External restrictions (refer below)	38,079	–	35,191	–
Internal restrictions (refer below)	14,206	–	16,544	–
Unrestricted	6,003	–	1,429	–
	58,288	**–**	**53,164**	**–**

2017 $ '000		Opening balance	Transfers to restrictions	Transfers from restrictions	Closing balance
Details of restrictions					
External restrictions – included in liabilities					
Nil					
External restrictions – other					
Developer contributions – general	(A)	27,919	7,962	(3,954)	31,927
RMS (formerly RTA) contributions	(B)	99	–	(99)	–
Specific purpose unexpended grants	(C)	1,258	372	–	1,630
Domestic waste management	(D)	5,227	–	(1,659)	3,568
Stormwater management	(D)	688	275	(9)	954
External restrictions – other		35,191	8,609	(5,721)	38,079
Total external restrictions		**35,191**	**8,609**	**(5,721)**	**38,079**
Internal restrictions					
Plant and vehicle replacement		1,205	–	(75)	1,130
Employees leave entitlement		1,285	–	–	1,285
Carry over works		2,147	–	(1,409)	738
Deposits, retentions and bonds		6,985	124	(124)	6,985
Adshel (bus shelters)		270	–	–	270
Election		150	50	–	200
Future major expenditure		3,557	–	(541)	3,016
Hudson golf course		94	–	(94)	–
Parkscape improvements		29	–	–	29
Risk management		212	18	(35)	195
Technology		610	–	(252)	358
Total internal restrictions		**16,544**	**192**	**(2,530)**	**14,206**
TOTAL RESTRICTIONS		51,735	8,801	(8,251)	52,285

A Development contributions which are not yet expended for the provision of services and amenities in accordance with contributions plans (refer Note 17).
B RMS contributions which are not yet expended for the provision of services and amenities in accordance with those contributions.
C Grants which are not yet expended for the purposes for which the grants were obtained. (refer Note 1 (b))
D Water, sewerage, domestic waste management (DWM) and other special rates/levies/charges are externally restricted assets and must be applied for the purposes for which they were raised.

Strathfield Municipal Council

Notes to the Financial Statements
for the year ended 30 June 2017

Note 7. Receivables

$ '000	Notes	2017 Current	2017 Non-current	2016 Current	2016 Non-current
Purpose					
Rates and annual charges		640	55	1,268	–
Interest and extra charges		65	–	147	–
User charges and fees		792	–	469	–
Accrued revenues					
– Interest on investments		458	–	692	–
– Other income accruals		445	–	139	–
Government grants and subsidies		326	–	259	–
Net GST receivable		452	–	244	–
Other debtors		75	–	–	–
Total		**3,253**	**55**	**3,218**	**–**
Less: provision for impairment					
User charges and fees		(14)	–	(241)	–
Total provision for impairment – receivables		**(14)**	**–**	**(241)**	**–**
TOTAL NET RECEIVABLES		3,239	55	2,977	–

There are no restrictions applicable to the above assets.

Notes on debtors above:

(i) Rates and annual charges outstanding are secured against the property.

(ii) Doubtful rates debtors are provided for where the value of the property is less than the debt outstanding. An allowance for other doubtful debts is made when there is objective evidence that a receivable is impaired.

(iii) Interest was charged on overdue rates and charges at 8.50% (2016 8.50%). Generally all other receivables are non-interest bearing.

(iv) Please refer to Note 15 for issues concerning credit risk and fair value disclosures.

Strathfield Municipal Council

Notes to the Financial Statements
for the year ended 30 June 2017

Note 8. Inventories and other assets

$ '000	Notes	2017 Current	2017 Non-current	2016 Current	2016 Non-current
(a) Inventories					
(i) Inventories at cost					
Stores and materials		137	–	132	–
Total inventories at cost		**137**	**–**	**132**	**–**
(ii) Inventories at net realisable value (NRV)					
Nil					
TOTAL INVENTORIES		137	–	132	–
(b) Other assets					
Prepayments		107	–	61	–
TOTAL OTHER ASSETS		107	–	61	–

Externally restricted assets
There are no restrictions applicable to the above assets.

Other disclosures

Inventory write downs

$7,695 was recognised as an expense relating to the write down of inventory balances held during the year.

Refer to Note 27. Fair value measurement for information regarding the fair value of other assets held.

Strathfield Municipal Council

Notes to the Financial Statements
for the year ended 30 June 2017

Note 9a. Infrastructure, property, plant and equipment

Asset class	as at 30/6/2016			Asset movements during the reporting period							as at 30/6/2017		
$ '000	Gross carrying amount	Accumulated depreciation and impairment	Net carrying amount	Additions renewals	Additions new assets	Carrying value of disposals	Depreciation expense	WIP transfers	Adjustments and transfers	Revaluation increments to equity (ARR)	Gross carrying amount	Accumulated depreciation and impairment	Net carrying amount
Capital work in progress	832	–	832	389	415	–	–	(763)	–	–	873	–	873
Plant and equipment	5,663	3,535	2,128	–	3,175	(572)	(801)	–	–	–	7,133	3,204	3,929
Office equipment	1,995	1,421	574	–	528	–	(175)	–	–	–	2,524	1,596	928
Land:													
– Operational land	32,885	–	32,885	–	–	–	–	–	(781)	–	32,104	–	32,104
– Community land	28,662	–	28,662	–	–	–	–	–	781	14,942	44,385	–	44,385
Land improvements – depreciable	947	111	836	751	97	–	(20)	365	–	–	2,125	97	2,028
Park assets	19,081	7,688	11,393	3,323	1,015	(376)	(750)	325	–	–	22,948	8,019	14,929
Infrastructure:													
– Buildings – non-specialised	6,296	2,879	3,417	121	180	–	(116)	73	–	–	6,670	2,995	3,675
– Buildings – specialised	30,420	12,180	18,240	539	–	(54)	(524)	–	–	–	30,782	12,580	18,202
– Roads	118,879	36,449	82,430	683	–	(73)	(1,706)	–	–	–	119,350	38,016	81,334
– Bridges	14,227	9,648	4,579	–	–	–	(51)	–	–	–	14,227	9,698	4,529
– Footpaths	33,619	8,959	24,660	595	–	(151)	(420)	–	–	–	33,992	9,308	24,684
– Bulk earthworks (non-depreciable)	31,065	–	31,065	–	–	–	–	–	–	–	31,065	–	31,065
– Stormwater drainage	56,659	20,248	36,411	–	–	–	(528)	–	–	–	56,659	20,776	35,883
Other assets:													
– Library books	1,454	1,128	326	–	153	–	(102)	–	–	–	1,606	1,229	377
– Other	923	677	246	–	–	–	(48)	–	–	–	922	724	198
TOTAL INFRASTRUCTURE, PROPERTY, PLANT AND EQUIP.	**383,607**	**104,923**	**278,684**	**6,401**	**5,563**	**(1,226)**	**(5,241)**	**–**	**–**	**14,942**	**407,365**	**108,242**	**299,123**

Renewals are defined as the replacement of existing assets (as opposed to the acquisition of new assets).

Refer to Note 27. Fair value measurement for information regarding the fair value of other infrastructure, property, plant and equipment.

Strathfield Municipal Council

Notes to the Financial Statements
for the year ended 30 June 2017

Note 9b. Externally restricted infrastructure, property, plant and equipment

$ '000 Class of asset	Actual 2017			Actual 2016		
	Gross carrying amount	Accumulated depn. and impairment	Net carrying amount	Gross carrying amount	Accumulated depn. and impairment	Net carrying amount
Domestic waste management						
Plant and equipment	1,986	1,198	**788**	1,708	1,270	**438**
Other assets	745	584	**161**	922	677	**245**
Total DWM	**2,731**	**1,782**	**949**	**2,630**	**1,947**	**683**
TOTAL RESTRICTED I,PP&E	**2,731**	**1,782**	**949**	**2,630**	**1,947**	**683**

Note 9c. Infrastructure, property, plant and equipment – current year impairments

Council has recognised no impairment losses during the reporting period nor reversed any prior period losses.

Strathfield Municipal Council

Notes to the Financial Statements
for the year ended 30 June 2017

Note 10a. Payables, borrowings and provisions

$ '000	Notes	2017 Current	2017 Non-current	2016 Current	2016 Non-current
Payables					
Goods and services – operating expenditure		1,550	–	1,577	–
Goods and services – capital expenditure		1,701	–	470	–
Accrued expenses:					
– Salaries and wages		550	–	343	–
– Other expenditure accruals		118	–	–	–
Security bonds, deposits and retentions		7,107	–	6,985	–
Total payables		**11,026**	**–**	**9,375**	**–**
Income received in advance					
Payments received in advance		197	–	149	–
Total income received in advance		**197**	**–**	**149**	**–**
Borrowings					
Bank overdraft		14	–	–	–
Total borrowings		**14**	**–**	**–**	**–**
Provisions					
Employee benefits:					
Annual leave		1,270	–	1,250	–
Sick leave		116	–	114	–
Long service leave		1,982	135	1,365	357
ELE on-costs		249	–	293	–
Total provisions		**3,617**	**135**	**3,022**	**357**
TOTAL PAYABLES, BORROWINGS AND PROVISIONS		14,854	135	12,546	357

(i) Liabilities relating to restricted assets

There are no restricted assets (external or internal) applicable to the above liabilities.

Strathfield Municipal Council

Notes to the Financial Statements
for the year ended 30 June 2017

Note 10a. Payables, borrowings and provisions (continued)

$ '000	Actual 2017	Actual 2016
(ii) Current liabilities not anticipated to be settled within the next twelve months		
The following liabilities, even though classified as current, are not expected to be settled in the next 12 months.		
Provisions – employees benefits	2,409	1,014
Payables – security bonds, deposits and retentions	5,900	5,235
	8,309	**6,249**

Note 10b. Description of and movements in provisions

	2016	2017				
Class of provision	**Opening balance as at 1/7/16**	**Additional provisions**	**Decrease due to payments**	**Remeasurement effects due to discounting**	**Unused amounts reversed**	**Closing balance as at 30/6/17**
Annual leave	1,250	824	(846)	42	–	**1,270**
Sick leave	114	–	–	2	–	**116**
Long service leave	1,722	821	(324)	(102)	–	**2,117**
ELE on-costs	293	–	–	(44)	–	**249**
TOTAL	**3,379**	**1,645**	**(1,170)**	**(102)**	**–**	**3,752**

a. Employees leave entitlements and on-costs represents those benefits accrued and payable and an estimate of those that will become payable in the future as a result of past service.

Strathfield Municipal Council

Notes to the Financial Statements
for the year ended 30 June 2017

Note 11. Statement of cash flows – additional information

$ '000	Notes	Actual 2017	Actual 2016
(a) Reconciliation of cash assets			
Total cash and cash equivalent assets	6a	41,288	10,664
Less bank overdraft	10	(14)	–
Balance as per the Statement of Cash Flows		**41,274**	**10,664**
(b) Reconciliation of net operating result to cash provided from operating activities			
Net operating result from Income Statement		**8,903**	**7,270**
Adjust for non-cash items:			
Depreciation and amortisation		5,241	5,081
Net losses/(gains) on disposal of assets		320	(59)
+/- Movement in operating assets and liabilities and other cash items:			
Decrease/(increase) in receivables		(90)	28
Increase/(decrease) in provision for doubtful debts		(227)	(217)
Decrease/(increase) in inventories		(5)	(54)
Decrease/(increase) in other assets		(46)	52
Increase/(decrease) in payables		(27)	390
Increase/(decrease) in other accrued expenses payable		325	92
Increase/(decrease) in other liabilities		170	931
Increase/(decrease) in employee leave entitlements		373	(90)
Net cash provided from/(used in) operating activities from the Statement of Cash Flows		**14,937**	**13,424**
(c) Non-cash investing and financing activities			
Nil			
(d) Financing arrangements			
Unrestricted access was available at balance date to the following lines of credit:			
Bank overdraft facilities [1]		14	–
Credit cards/purchase cards		37	34
Total financing arrangements		**51**	**34**
Amounts utilised as at balance date:			
– Bank overdraft facilities		14	–
– Credit cards/purchase cards		11	9
Total financing arrangements utilised		**25**	**9**

1. The bank overdraft facility may be drawn at any time and may be terminated by the bank without notice. Interest rates on overdrafts are interest rates on loans and other payables are disclosed in Note 15.

Strathfield Municipal Council

Notes to the Financial Statements
for the year ended 30 June 2017

Note 12. Commitments for expenditure

$ '000	Notes	Actual 2017	Actual 2016
(a) Capital commitments (exclusive of GST)			
Capital expenditure committed for at the reporting date but not recognised in the financial statements as liabilities:			
Property, plant and equipment			
All assets		1,703	–
Total commitments		**1,703**	**–**
These expenditures are payable as follows:			
Within the next year		1,703	–
Total payable		**1,703**	**–**
Sources for funding of capital commitments:			
Sect 64 and 94 funds/reserves		1,703	–
Total sources of funding		**1,703**	**–**
(b) Finance lease commitments			
Nil			
(c) Operating lease commitments (non-cancellable)			
a. Commitments under non-cancellable operating leases at the reporting date, but not recognised as liabilities are payable:			
Within the next year		43	99
Later than one year and not later than 5 years		7	140
Later than 5 years		–	–
Total non-cancellable operating lease commitments		**50**	**239**

b. Non-cancellable operating leases include the following assets:
Computers & Photocopiers
Contingent rentals may be payable depending on the condition of items or usage during the lease term.

Conditions relating to operating leases:
– All operating lease agreements are secured only against the leased asset.
– No lease agreements impose any financial restrictions on Council regarding future debt etc.

(d) Investment property commitments

Nil

Strathfield Municipal Council

Notes to the Financial Statements
for the year ended 30 June 2017

Note 13a(i). Statement of performance measurement – indicators (consolidated)

$ '000	Amounts 2017	Indicator 2017	Prior periods 2016	Prior periods 2015	Benchmark
Local government industry indicators – consolidated					
1. Operating performance ratio					
Total continuing operating revenue [1] excluding capital grants and contributions less operating expenses	1,752	4.89%	1.29%	1.94%	>0.00%
Total continuing operating revenue [1] excluding capital grants and contributions	35,858				
2. Own source operating revenue ratio					
Total continuing operating revenue [1] excluding all grants and contributions	31,825	73.45%	73.96%	70.63%	>60.00%
Total continuing operating revenue [1]	43,329				
3. Unrestricted current ratio					
Current assets less all external restrictions [2]	23,692	3.62x	3.36x	3.23x	>1.5x
Current liabilities less specific purpose liabilities [3, 4]	6,545				
4. Debt service cover ratio					
Operating result [1] before capital excluding interest and depreciation/impairment/amortisation	6,993	0.00x	0.00x	0.00x	>2x
Principal repayments (Statement of Cash Flows) plus borrowing costs (Income Statement)	–				
5. Rates, annual charges, interest and extra charges outstanding percentage					
Rates, annual and extra charges outstanding	760	3.02%	5.90%	5.09%	< 5% Metro
Rates, annual and extra charges collectible	25,130				
6. Cash expense cover ratio					
Current year's cash and cash equivalents plus all term deposits x12	58,288	22.08 mths	21.0 mths	16.5 mths	> 3 mths
Payments from cash flow of operating and financing activities	2,640				

Notes

[1] Excludes fair value adjustments and reversal of revaluation decrements, net gain/(loss) on sale of assets and the net share of interests in joint ventures and associates.

[2] Refer Notes 6-8 inclusive.
Also excludes any real estate and land for resale not expected to be sold in the next 12 months.

[3] Refer to Note 10(a).

[4] Refer to Note 10(a)(ii) – excludes all payables and provisions not expected to be paid in the next 12 months (incl. ELE).

Strathfield Municipal Council

Notes to the Financial Statements
for the year ended 30 June 2017

Note 13a(ii). Local government industry indicators – graphs (consolidated)

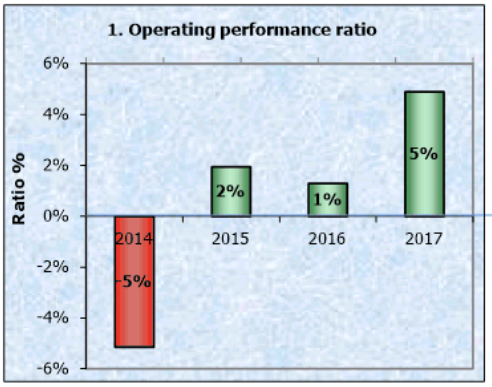

Purpose of operating performance ratio	Commentary on 2016/17 result
	2016/17 ratio 4.89%
This ratio measures Council's achievement of containing operating expenditure within operating revenue.	Council has exceeded the benchmark of 0% by delivering a positive surplus before capital income

Benchmark: ——— Minimum >=0.00%
Source for benchmark: Code of Accounting Practice and Financial Reporting #25

Ratio achieves benchmark
Ratio is outside benchmark

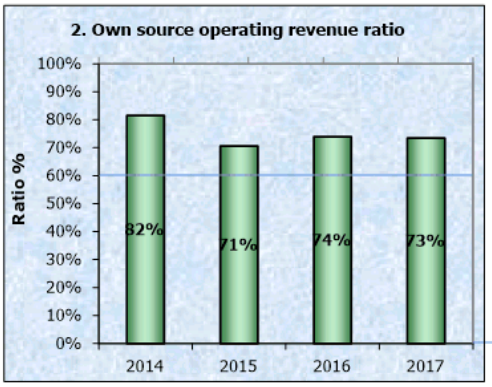

Purpose of own source operating revenue ratio	Commentary on 2016/17 result
	2016/17 ratio 73.45%
This ratio measures fiscal flexibility. It is the degree of reliance on external funding sources such as operating grants and contributions.	The benchmark of 60% has been exceeded again. The last 4 year trend has delivered above 70%

Benchmark: ——— Minimum >=60.00%
Source for benchmark: Code of Accounting Practice and Financial Reporting #25

Ratio achieves benchmark
Ratio is outside benchmark

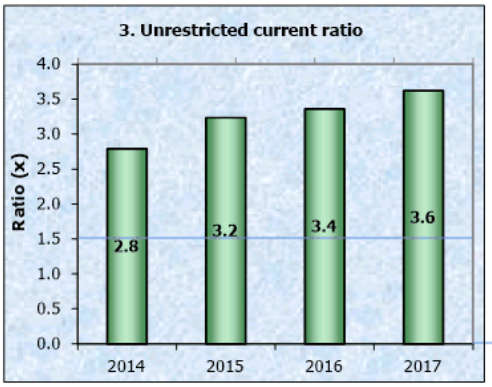

Purpose of unrestricted current ratio	Commentary on 2016/17 result
	2016/17 ratio 3.62x
To assess the adequacy of working capital and its ability to satisfy obligations in the short term for the unrestricted activities of Council.	Council has exceeded the benchmark of 1.5 X by more than double.

Benchmark: ——— Minimum >=1.50
Source for benchmark: Code of Accounting Practice and Financial Reporting #25

Ratio achieves benchmark
Ratio is outside benchmark

Strathfield Municipal Council

Notes to the Financial Statements
for the year ended 30 June 2017

Note 13a(ii). Local government industry indicators – graphs (consolidated)

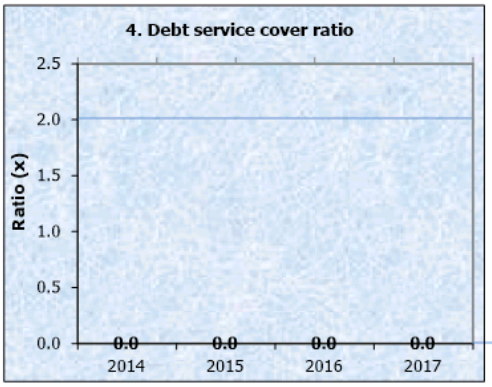

Purpose of debt service cover ratio	Commentary on 2016/17 result
	2016/17 ratio 0.00x
This ratio measures the availability of operating cash to service debt including interest, principal and lease payments	Council has no debt

Benchmark: ——— Minimum >=2.00
Source for benchmark: Code of Accounting Practice and Financial Reporting #25

Ratio achieves benchmark
Ratio is outside benchmark

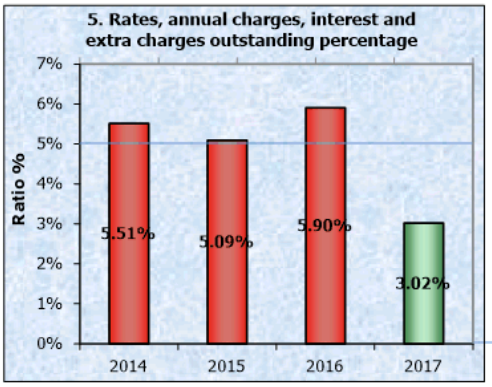

Purpose of rates and annual charges outstanding ratio	Commentary on 2016/17 result
	2016/17 ratio 3.02%
To assess the impact of uncollected rates and annual charges on Council's liquidity and the adequacy of recovery efforts.	Council has seen a halving of the previous year's outstanding debt and it is now well below the benchmark of 5%

Benchmark: ——— Maximum <5.00%
Source for Benchmark: Code of Accounting Practice and Financial Reporting #25

Ratio is within Benchmark
Ratio is outside Benchmark

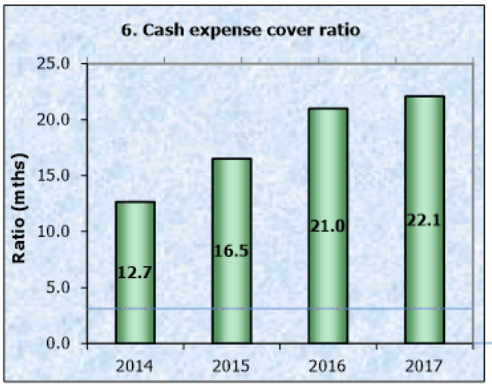

Purpose of cash expense cover ratio	Commentary on 2016/17 result
	2016/17 ratio 22.08 mths
This liquidity ratio indicates the number of months a Council can continue paying for its immediate expenses without additional cash inflow.	Council has seen a further increase in its cashflow leading to an increase in this KPI which was already in excess of the benchmark

Benchmark: ——— Minimum >=3.00
Source for benchmark: Code of Accounting Practice and Financial Reporting #25

Ratio achieves benchmark
Ratio is outside benchmark

Strathfield Municipal Council

Notes to the Financial Statements
for the year ended 30 June 2017

Note 14. Investment properties

$ '000

Council has not classified any land or buildings as 'investment properties'.

Note 15. Financial risk management

Risk management

Council's activities expose it to a variety of financial risks including **(1)** price risk, **(2)** credit risk, **(3)** liquidity risk and **(4)** interest rate risk.

The Council's overall risk management program focuses on the unpredictability of financial markets and seeks to minimise potential adverse effects on the financial performance of the Council.

Council does not engage in transactions expressed in foreign currencies and is therefore not subject to foreign currency risk.

Financial risk management is carried out by Council's finance section under policies approved by the Council.

The fair value of Council's financial assets and financial liabilities approximates their carrying amount.

A comparison by category of the carrying amounts and fair values of Council's financial assets and financial liabilities recognised in the financial statements is presented below.

	Carrying value		Fair value	
	2017	2016	2017	2016
Financial assets				
Cash and cash equivalents	41,288	10,664	41,288	10,664
Investments				
– 'Held to maturity'	17,000	42,500	17,000	42,500
Receivables	3,294	2,977	3,294	2,977
Total financial assets	**61,582**	**56,141**	**61,582**	**56,141**
Financial liabilities				
Bank overdraft	14	–	14	–
Payables	11,026	9,375	11,026	9,375
Total financial liabilities	**11,040**	**9,375**	**11,040**	**9,375**

Strathfield Municipal Council

Notes to the Financial Statements
for the year ended 30 June 2017

Note 15. Financial risk management (continued)

$ '000

Council's objective is to maximise its return on cash and investments whilst maintaining an adequate level of liquidity and preserving capital.

Council's finance area manages the cash and Investments portfolio with the assistance of independent advisors.

Council has an investment policy which complies with the *Local Government Act 1993* and Minister's investment order. This policy is regularly reviewed by Council and it's staff and an investment report is tabled before Council on a monthly basis setting out the portfolio breakup and its performance.

The risks associated with the investments held are:

– **Price risk** – the risk that the capital value of Investments may fluctuate due to changes in market prices, whether there changes are caused by factors specific to individual financial instruments or their issuers or are caused by factors affecting similar instruments traded in a market.

– **Interest rate risk** – the risk that movements in interest rates could affect returns and income.

– **Credit risk** – the risk that the investment counterparty will not complete their obligations particular to a financial instrument, resulting in a financial loss to Council – be it of a capital or income nature.

Council manages these risks (amongst other measures) by diversifying its portfolio and only purchasing investments with high credit ratings or capital guarantees.

(a) Market risk – price risk and interest rate risk

The following represents a summary of the sensitivity of Council's Income Statement and accumulated surplus (for the reporting period) due to a change in either the price of a financial asset or the interest rates applicable.

It is assumed that the change in interest rates would have been constant throughout the reporting period.

	Increase of values/rates		Decrease of values/rates	
2017	**Profit**	**Equity**	**Profit**	**Equity**
Possible impact of a 1% movement in interest rates	150	150	(150)	(150)
2016				
Possible impact of a 1% movement in interest rates	133	133	(133)	(133)

Strathfield Municipal Council

Notes to the Financial Statements
for the year ended 30 June 2017

Note 15. Financial risk management (continued)

$ '000

(b) Credit risk

Council's major receivables comprise (i) rates and annual charges and (ii) user charges and fees.

The major risk associated with these receivables is credit risk – the risk that debts due and payable to Council may not be repaid in full.

Council manages this risk by monitoring outstanding debt and employing stringent debt recovery procedures. It also encourages ratepayers to pay their rates by the due date through incentives.

Credit risk on rates and annual charges is minimised by the ability of Council to secure a charge over the land relating to the debts – that is, the land can be sold to recover the debt. Council is also able to charge interest on overdue rates and annual charges at higher than market rates which further encourages the payment of debt.

There are no significant concentrations of credit risk, whether through exposure to individual customers, specific industry sectors and/or regions.

The level of outstanding receivables is reported to Council's Executive monthly and benchmarks are set and monitored for acceptable collection performance.

Council makes suitable provision for doubtful receivables as required and carries out credit checks on most non-rate debtors.

There are no material receivables that have been subjected to a re-negotiation of repayment terms.

A profile of Council's receivables credit risk at balance date follows:

	2017 Rates and annual charges	2017 Other receivables	2016 Rates and annual charges	2016 Other receivables
(i) Ageing of receivables – %				
Current (not yet overdue)	0%	61%	6%	23%
Overdue	100%	39%	94%	77%
	100%	**100%**	**100%**	**100%**

		Rates and annual charges	Other receivables	Rates and annual charges	Other receivables
(ii) Ageing of receivables – value					
Rates and annual charges	**Other receivables**				
Current	Current	–	1,757	–	1,629
< 1 year overdue	0 – 30 days overdue	640	397	1,268	–
1 – 2 years overdue	31 – 60 days overdue	55	69	–	63
2 – 5 years overdue	61 – 90 days overdue	–	156	–	26
> 5 years overdue	> 91 days overdue	–	234	–	232
		695	**2,613**	**1,268**	**1,950**

	2017	2016
(iii) Movement in provision for impairment of receivables		
Balance at the beginning of the year	241	458
+ new provisions recognised during the year	–	41
– amounts already provided for and written off this year	–	(258)
– previous impairment losses reversed	(227)	–
Balance at the end of the year	**14**	**241**

Strathfield Municipal Council

Notes to the Financial Statements
for the year ended 30 June 2017

Note 15. Financial risk management (continued)

$ '000

(c) Liquidity risk

Payables and borrowings are both subject to liquidity risk – the risk that insufficient funds may be on hand to meet payment obligations as and when they fall due.

Council manages this risk by monitoring its cash flow requirements and liquidity levels and maintaining an adequate cash buffer.

Payment terms can (in extenuating circumstances) also be extended and overdraft facilities utilised as required.

The contractual undiscounted cash outflows (ie. principal and interest) of Council's payables and borrowings are set out in the maturity table below:

$ '000	Subject to no maturity	payable in: ≤ 1 Year	1-2 Yrs	2-3 Yrs	3-4 Yrs	4-5 Yrs	> 5 Yrs	Total cash outflows	Actual carrying values
2017									
Bank overdraft	14	–	–	–	–	–	–	14	**14**
Trade/other payables	7,107	3,919	–	–	–	–	–	11,026	**11,026**
Total financial liabilities	**7,121**	**3,919**	**–**	**–**	**–**	**–**	**–**	**11,040**	**11,040**
2016									
Trade/other payables	6,985	2,390	–	–	–	–	–	9,375	**9,375**
Total financial liabilities	**6,985**	**2,390**	**–**	**–**	**–**	**–**	**–**	**9,375**	**9,375**

Borrowings are also subject to interest rate risk – the risk that movements in interest rates could adversely affect funding costs and debt servicing requirements. Council manages this risk through the diversification of borrowing types, maturities and interest rate structures.

The following interest rates were applicable to Council's borrowings at balance date:	2017 Carrying value	2017 Average interest rate	2016 Carrying value	2016 Average interest rate
Bank overdraft	14	0.00%	–	0.00%
Trade/other payables	11,026	0.00%	9,375	0.00%
	11,040		9,375	

Strathfield Municipal Council

Notes to the Financial Statements
for the year ended 30 June 2017

Note 16. Material budget variations

$ '000

Council's original financial budget for 16/17 was adopted by the Council on 03 May 2016.

While the Income Statement included in this General Purpose Financial Report must disclose the original budget adopted by Council, the *Local Government Act 1993* requires Council to review its financial budget on a quarterly basis, so that it is able to manage the various variations between actuals versus budget that invariably occur throughout the year.

This note sets out the details of **material variations** between Council's original budget and its actual results for the year as per the Income Statement – even though such variations may have been adjusted for during each quarterly budget review.

Note that for variations* of budget to actual :
Material variations represent those variances that amount to **10%** or more of the original budgeted figure.
F = Favourable budget variation, **U** = Unfavourable budget variation

$ '000	2017 Budget	2017 Actual	2017 Variance*		
REVENUES					
Rates and annual charges	23,133	23,310	177	1%	F
User charges and fees	5,448	4,592	(856)	(16%)	U
The major items were Hudson Park Golf Course and Driving Range income down due to major renewal works 509K, Development Approval fees were down 165K, Restorations down 202K, Food Administration fees down 86K					
Interest and investment revenue	1,104	1,519	415	38%	F
The increase was mainly due to increased developer contributions and better than anticipated interest rate returns					
Other revenues	1,232	2,404	1,172	95%	F
The main contributors to this increase were Fines up 389K, Insurance and Legal Fees recovered 298K, Workers comp and insurance rebates received 77K and Ex gratia payments 294K					
Operating grants and contributions	3,232	4,033	801	25%	F
Main source of increase was the advance receipt of two instalments of the Financial Assistance grant for the 2017/18 of 553K year plus grants for the Library and RMS totalling 143K					
Capital grants and contributions	2,865	7,471	4,606	161%	F
This favourable result was all due to increased section 94 funding above that predicted					
Net gains from disposal of assets	135	–	(135)	(100%)	U
The gain from the disposal of plant and equipment was netted off against disposals of infrastruture see below					

Strathfield Municipal Council

Notes to the Financial Statements
for the year ended 30 June 2017

Note 16. Material budget variations (continued)

$ '000	2017 Budget	2017 Actual	2017 Variance*		
EXPENSES					
Employee benefits and on-costs	14,377	13,175	1,202	8%	F
Materials and contracts	8,437	7,993	444	5%	F
Depreciation and amortisation	4,836	5,241	(405)	(8%)	U
Other expenses	8,431	7,697	734	9%	F
Mainly due to decrease in computer maintenance cost and also better than expected utility bills.					
Net losses from disposal of assets	–	320	(320)	0%	U
Due to the disposal of infrastructure that was replaced or renewed					

Budget variations relating to Council's Cash Flow Statement include:

Cash flows from operating activities	6,100	14,937	8,837	144.9%	F
The favourable variance was predominantly due to increased section 94 contributions and grant income.					
Cash flows from investing activities	(11,476)	15,673	27,149	(236.6%)	F
Due to movement in investment activities					

Strathfield Municipal Council

Notes to the Financial Statements
for the year ended 30 June 2017

Note 17. Statement of developer contributions

$ '000

Council recovers contributions, raises levies and enters into planning agreements on development works that are subject to a development consent issued by Council.
All contributions must be spent/utilised for the specific purpose they were levied and any interest applicable to unspent funds must be attributed to remaining funds.

The following tables detail the receipt, interest and use of the above contributions and levies and the value of all remaining funds which are 'restricted' in their future use.

SUMMARY OF CONTRIBUTIONS AND LEVIES

PURPOSE	Opening balance	Contributions received during the year		Interest earned in year	Expenditure during year	Internal borrowing (to)/from	Held as restricted asset	Cumulative internal borrowings due/(payable)
		Cash	Non-cash					
Parking	408	–	–	–	–	–	**408**	–
Community facilities	1,822	700	–	23	(8)	–	**2,537**	–
Roads and traffic facilities	11,036	441	–	127	(155)	–	**11,449**	–
Major open space	9,604	4,245	–	120	(2,837)	–	**11,132**	–
Local open space	2,228	1,355	–	28	(933)	–	**2,678**	–
Administration	353	165	–	4	(21)	–	**501**	–
S94 contributions – under a plan	**25,451**	**6,906**	**–**	**302**	**(3,954)**	**–**	**28,705**	**–**
S94A levies – under a plan	**1,614**	**734**	**–**	**20**	**–**	**–**	**2,368**	**–**
Total S94 revenue under plans	**27,065**	**7,640**	**–**	**322**	**(3,954)**	**–**	**31,073**	**–**
S94 not under plans	855	–	–	–	–	–	**855**	–
Total contributions	**27,919**	**7,640**	**–**	**322**	**(3,954)**	**–**	**31,927**	**–**

Strathfield Municipal Council

Notes to the Financial Statements
for the year ended 30 June 2017

Note 17. Statement of developer contributions (continued)

$ '000

S94 CONTRIBUTIONS – UNDER A PLAN

CONTRIBUTION PLAN 2010 - DIRECT

PURPOSE	Opening balance	Contributions received during the year		Interest earned in year	Expenditure during year	Internal borrowing (to)/from	Held as restricted asset	Cumulative internal borrowings due/(payable)
		Cash	Non-cash					
Community facilities	1,822	700	–	23	(8)	–	**2,537**	–
Administration	353	165	–	4	(21)	–	**501**	–
Roads and traffic facilities	10,218	441	–	127	(155)	–	**10,631**	–
Major open space	9,595	4,245	–	120	(2,837)	–	**11,123**	–
Local open space	2,228	1,355	–	28	(933)	–	**2,678**	–
Total	**24,216**	**6,906**	**–**	**302**	**(3,954)**	**–**	**27,470**	**–**

CONTRIBUTION PLAN 1993

PURPOSE	Opening balance	Contributions received during the year		Interest earned in year	Expenditure during year	Internal borrowing (to)/from	Held as restricted asset	Cumulative internal borrowings due/(payable)
		Cash	Non-cash					
Parking	408	–	–	–	–	–	**408**	–
Roads and traffic facilities	818	–	–	–	–	–	**818**	–
Major open space	9	–	–	–	–	–	**9**	–
Total	**1,235**	**–**	**–**	**–**	**–**	**–**	**1,235**	**–**

Strathfield Municipal Council

Notes to the Financial Statements
for the year ended 30 June 2017

Note 17. Statement of developer contributions (continued)

$ '000

S94A LEVIES – UNDER A PLAN

INDIRECT DEVELOPMENT CONTRIBUTIONS PLAN - 2010

PURPOSE	Opening balance	Contributions received during the year		Interest earned in year	Expenditure during year	Internal borrowing (to)/from	Held as restricted asset	Cumulative internal borrowings due/(payable)
		Cash	Non-cash					
General levy	1,614	734	–	20	–	–	2,368	–
Total	**1,614**	**734**	**–**	**20**	**–**	**–**	**2,368**	**–**

S94 CONTRIBUTIONS – NOT UNDER A PLAN

PURPOSE	Opening balance	Contributions received during the year		Interest earned in year	Expenditure during year	Internal borrowing (to)/from	Held as restricted asset	Cumulative internal borrowings due/(payable)
		Cash	Non-cash					
Parking	855	–	–	–	–	–	855	–
Total	**855**	**–**	**–**	**–**	**–**	**–**	**855**	**–**

Strathfield Municipal Council

Notes to the Financial Statements
for the year ended 30 June 2017

Note 18. Contingencies and other assets/liabilities not recognised

$ '000

The following assets and liabilities do not qualify for recognition in the Statement of Financial Position, but their knowledge and disclosure is considered relevant to the users of Council's financial report.

LIABILITIES NOT RECOGNISED:

1. Guarantees

(i) Defined benefit superannuation contribution plans

Council participates in an employer-sponsored defined benefit superannuation scheme, and makes contributions as determined by the superannuation scheme's trustees.

Member councils bear responsibility of ensuring there are sufficient funds available to pay out the required benefits as they fall due.

The schemes most recent full actuarial review indicated that the net assets of the scheme were not sufficient to meet the accrued benefits of the schemes defined benefit member category with member councils required to make significantly higher contributions in future years.

The Local Government Superannuation Scheme however is unable to provide Council with an accurate estimate of its share of the net deficit and accordingly Council has not recorded any net liability from it's defined benefit scheme obligations in accordance with AASB 119.

Future contributions made to the defined benefit scheme to rectify the net deficit position will be recognised as an expense when they become payable – similar to the accounting for defined contributions plans.

(ii) Statewide Limited

Council is a member of Statewide Mutual, a mutual pool scheme providing liability insurance to local government.

Membership includes the potential to share in either the net assets or liabilities of the fund depending on its past performance. Council's share of the net assets or liabilities reflects Council's contributions to the pool and the result of insurance claims within each of the fund years.

The future realisation and finalisation of claims incurred but not reported to 30/6 this year may result in future liabilities or benefits as a result of past events that Council will be required to fund or share in respectively.

(iii) StateCover Limited

Council is a member of StateCover Mutual Limited and holds a partly paid share in the entity.

StateCover is a company providing workers compensation insurance cover to the NSW local government industry and specifically Council.

Council has a contingent liability to contribute further equity in the event of the erosion of the company's capital base as a result of the company's past performance and/or claims experience or as a result of any increased prudential requirements from APRA.

These future equity contributions would be required to maintain the company's minimum level of net assets in accordance with its licence requirements.

(iv) Other guarantees

Council has provided no other guarantees other than those listed above.

Strathfield Municipal Council

Notes to the Financial Statements
for the year ended 30 June 2017

Note 18. Contingencies and other assets/liabilities not recognised (continued)

$ '000

LIABILITIES NOT RECOGNISED (continued):

2. Other liabilities

(i) Third party claims

The Council is involved from time to time in various claims incidental to the ordinary course of business including claims for damages relating to its services.

Council believes that it is appropriately covered for all claims through its insurance coverage and does not expect any material liabilities to eventuate.

(ii) S94 plans

Council levies section 94/94A contributions upon various development across the Council area through the required contributions plans.

As part of these plans, Council has received funds for which it will be required to expend the monies in accordance with those plans.

As well, these plans indicate proposed future expenditure to be undertaken by Council, which will be funded by making levies and receipting funds in future years or where a shortfall exists by the use of Council's general funds.

These future expenses do not yet qualify as liabilities as of the reporting date, but represent Council's intention to spend funds in the manner and timing set out in those plans.

(iii) Potential land acquisitions due to planning restrictions imposed by Council

Council has classified a number of privately owned land parcels as local open space or bushland.

(iii) Potential land acquisitions due to planning restrictions imposed by Council (continued)

As a result, where notified in writing by the various owners, Council will be required to purchase these land parcels.

At reporting date, reliable estimates as to the value of any potential liability (and subsequent land asset) from such potential acquisitions has not been possible.

ASSETS NOT RECOGNISED:

(i) Land under roads

As permitted under AASB 1051, Council has elected not to bring to account land under roads that it owned or controlled up to and including 30/6/08.

(ii) Infringement notices/fines

Fines and penalty income, the result of Council issuing infringement notices is followed up and collected by the Infringement Processing Bureau.

Council's revenue recognition policy for such income is to account for it as revenue on receipt.

Accordingly, at year end, there is a potential asset due to Council representing issued but unpaid infringement notices.

Due to the limited information available on the status, value and duration of outstanding notices, Council is unable to determine the value of outstanding income.

Note 19. Interests in other entities

Council has no interest in any controlled entities, joint arrangements or associates.

Strathfield Municipal Council

Notes to the Financial Statements
for the year ended 30 June 2017

Note 20. Retained earnings, revaluation reserves, changes in accounting policies, changes in accounting estimates and errors

$ '000	Notes	Actual 2017	Actual 2016
(a) Retained earnings			
Movements in retained earnings were as follows:			
Balance at beginning of year (from previous years audited accounts)		177,381	170,416
a. Net operating result for the year		8,903	7,270
b. Transfers between equity		–	(305)
Balance at end of the reporting period		186,284	177,381
(b) Revaluation reserves			
(i) Reserves are represented by:			
– Infrastructure, property, plant and equipment revaluation reserve		159,676	144,734
Total		**159,676**	**144,734**
(ii) Reconciliation of movements in reserves:			
Infrastructure, property, plant and equipment revaluation reserve			
– Opening balance		144,734	132,062
– Revaluations for the year	9(a)	14,942	12,367
– Transfer to retained earnings for asset disposals		–	305
– Balance at end of year		**159,676**	**144,734**
TOTAL VALUE OF RESERVES		**159,676**	**144,734**

(iii) Nature and purpose of reserves

Infrastructure, property, plant and equipment revaluation reserve
– The infrastructure, property, plant and equipment revaluation reserve is used to record increments/decrements of non-current asset values due to their revaluation.

(c) Correction of error/s relating to a previous reporting period

Council made no correction of errors during the current reporting period.

(d) Voluntary changes in accounting policies

Council made no voluntary changes in any accounting policies during the year.

Note 21. Financial result and financial position by fund

Council utilises only a general fund for its operations.

Strathfield Municipal Council

Notes to the Financial Statements
for the year ended 30 June 2017

Note 22. 'Held for sale' non-current assets and disposal groups

$ '000

Council did not classify any non-current assets or disposal groups as 'held for sale'.

Note 23. Events occurring after the reporting date

Events that occur between the end of the reporting period (30 June 2017) and the date when the financial statements are 'authorised for issue' have been taken into account in preparing these statements.

Council has adopted the date of receipt of the Auditors' Report as the applicable 'authorised for issue' date relating to these General Purpose Financial Statements.

Accordingly, the 'authorised for issue' date is 30 October 2017.

Events that occur after the reporting period represent one of two types:

(i) Events that provide evidence of conditions that existed at the reporting period

These financial statements (and the figures therein) incorporate all 'adjusting events' that provided evidence of conditions that existed at 30 June 2017.

(ii) Events that provide evidence of conditions that arose after the reporting period

These financial statements (and figures therein) do not incorporate any 'non-adjusting events' that have occurred after 30 June 2017 and which are only indicative of conditions that arose after 30 June 2017.

On 27 July 2017, the NSW Government announced that council mergers currently before the courts would not proceed. Council's pending merger with Burwood and Canada Bay, as a result, has been abandoned.

Note 24. Discontinued operations

Council has not classified any of its operations as 'discontinued'.

Note 25. Intangible assets

Intangible assets represent identifiable non-monetary assets without physical substance.

Council is unaware of any control over intangible assets that warrant recognition in the financial statements, including either internally generated and developed assets or purchased assets.

Note 26. Reinstatement, rehabilitation and restoration liabilities

Council has no outstanding obligations to make, restore, rehabilitate or reinstate any of its assets/operations.

Strathfield Municipal Council

Notes to the Financial Statements
for the year ended 30 June 2017

Note 27. Fair value measurement

$ '000

The Council measures the following asset and liability classes at fair value on a recurring basis:

– Infrastructure, property, plant and equipment

The fair value of assets and liabilities must be estimated in accordance with various accounting standards for either recognition and measurement requirements or for disclosure purposes.

AASB 13 Fair Value Measurement requires all assets and liabilities measured at fair value to be assigned to a 'level' in the fair value hierarchy as follows:

Level 1: Unadjusted quoted prices in active markets for identical assets or liabilities that the entity can access at the measurement date.

Level 2: Inputs other than quoted prices included within level 1 that are observable for the asset or liability, either directly or indirectly.

Level 3: Inputs for the asset or liability that are not based on observable market data (unobservable inputs).

(1) The following table presents all assets and liabilities that have been measured and recognised at fair values:

2017		Fair value measurement hierarchy			Total
		Level 1	Level 2	Level 3	
Recurring fair value measurements	Date of latest valuation	Quoted prices in active mkts	Significant observable inputs	Significant unobservable inputs	
Infrastructure, property, plant and equipment					
Plant & Equipment	30/06/13	–	–	3,929	3,929
Office Equipment	30/06/13	–	–	928	928
Operational Land	30/06/13	–	–	32,104	32,104
Community Land	30/06/17	–	–	44,385	44,385
Land Improvements depreciable	30/06/16	–	–	2,028	2,028
Park Assets	30/06/16	–	–	14,929	14,929
Buildings Non Specialised	30/06/13	–	–	3,675	3,675
Buildings Specialised	30/06/13	–	–	18,202	18,202
Roads	30/06/15	–	–	81,334	81,334
Bridges	30/06/15	–	–	4,529	4,529
Footpaths	30/06/15	–	–	24,684	24,684
Bulk Earthworks (non depreciable)	30/06/15	–	–	31,065	31,065
Stormwater Drainage	30/06/15	–	–	35,883	35,883
Library Books	30/06/16	–	–	377	377
Other	30/06/16	–	–	198	198
Total infrastructure, property, plant and equipment		**–**	**–**	**298,250**	**298,250**

continued on next page...

Strathfield Municipal Council

Notes to the Financial Statements
for the year ended 30 June 2017

Note 27. Fair value measurement (continued)

$ '000

(1) The following table presents all assets and liabilities that have been measured and recognised at fair values: (continued)

2016		Fair value measurement hierarchy			Total
		Level 1	Level 2	Level 3	
Recurring fair value measurements	Date of latest valuation	Quoted prices in active mkts	Significant observable inputs	Significant unobservable inputs	
Infrastructure, property, plant and equipment					
Plant & Equipment	30/06/13	–	–	2,128	2,128
Office Equipment	30/06/13	–	–	574	574
Operational Land	30/06/13	–	–	32,885	32,885
Community Land	30/06/16	–	–	28,662	28,662
Land Improvements depreciable	30/06/16	–	–	836	836
Park Assets	30/06/16	–	–	11,393	11,393
Buildings Non Specialised	30/06/13	–	–	3,417	3,417
Buildings Specialised	30/06/13	–	–	18,240	18,240
Roads	30/06/15	–	–	82,430	82,430
Bridges	30/06/15	–	–	4,579	4,579
Footpaths	30/06/15	–	–	24,660	24,660
Bulk Earthworks (non depreciable)	30/06/15	–	–	31,065	31,065
Stormwater Drainage	30/06/15	–	–	36,411	36,411
Library Books	30/06/16	–	–	326	326
Other	30/06/16	–	–	246	246
Total infrastructure, property, plant and equipment		**–**	**–**	**277,851**	**277,851**

(2) Transfers between level 1 and level 2 fair value hierarchies

During the year, there were no transfers between level 1 and level 2 fair value hierarchies for recurring fair value measurements.

Council's policy for determining transfers between fair value hierarchies is:

– at the end of the reporting period.

Strathfield Municipal Council

Notes to the Financial Statements
for the year ended 30 June 2017

Note 27. Fair value measurement (continued)

(3) Valuation techniques used to derive level 2 and level 3 fair values

Where Council is unable to derive fair valuations using quoted market prices of identical assets (i.e. level 1 inputs), Council instead utilises a spread of both observable inputs (level 2 inputs) and unobservable inputs (level 3 inputs).

The fair valuation techniques Council has employed while utilising level 2 and level 3 inputs are as follows:

Plant & Equipment, Office Equipment and Furniture & Fittings

The purchase cost of Plant & Equipment, Office Equipment and Furniture & Fittings are taken as their fair value. There has been no change to the valuation techniques during the reporting period.

Operational Land

The valuation of Council's operational land was undertaken at 30 June 2013 by an external valuation.

Operational land has been valued at market value, having regard to the "highest and best use", after Identifying all elements that would be taken into account by buyers and sellers in settling the price.

Since extensive professional judgements were required to determine the inputs these assets were classified as having been valued using Level 3 valuation inputs. There has been no change to the valuation techniques during the reporting period.

Community Land

Council's community land was valued based on the Land Value (LV) provided by the Valuer-General. The valuation of community land was undertaken as at 30 June 2017.

Land Under Roads

Council has elected not to recognise land under roads acquired before 1 July 2008 in accordance with AASB 1051.

Land Improvement - Depreciable

This asset class comprises land improvements such as gardens, streetscaping and landscaping. These assets are located on parks and reserves. Valuations were performed by external valuers based of the information Supplied and professional judgement. There has been no change to the valuation process during the reporting period.

Park Assets

Assets within this class have been valued by an external valuer at fair value comprising of Regional Sporting and Recreational Facilities and Playgrounds, Park Furniture and Fittings, Tennis Courts and Shelters. Recreational and Park Infrastructure (picnic tables, seats, bollards, fences, BBQ's, etc). Extensive professional

Strathfield Municipal Council

Notes to the Financial Statements
for the year ended 30 June 2017

Note 27. Fair value measurement (continued)

judgement has been required to determine the final fair value of assets. Valuation of Council's Park Assets was undertaken as at 30 June 2016 by external valuer.

Buildings – Non Specialised and Specialised

Council's buildings were valued utilising the cost approach by an external valuer in June 2013.
The approach estimated the replacement cost of each building and componentising of significant parts with different useful lives and taking into account a range of factors. The unit rates could be supported by market evidence and other inputs (such as estimates of residual value, useful life and asset condition) required extensive professional judgement and impacted significantly on the final determination of fair value.
As such, these assets have been valued using Level 3 inputs. There has been no change to the valuation techniques during the reporting period.

Roads

This asset class comprises the Road Carriageway, Suburb Markers and Traffic facilities. The road carriageway is defined as the trafficable portion of a road, between but not including the kerb and gutter. The 'Cost Approach' using Level 3 inputs was used to value the road carriageway and other road infrastructure. Valuations for the road carriageway, comprising surface, pavement and formation were based on calculations undertaken by our external valuation process as at June 2015.

Bridges

Bridges were externally valued using the cost approach. The approach estimated the replacement cost for each bridge by componentising the bridges into significant parts with different useful lives and taking into account a range of factors. The components included the Bridge Deck/Superstructure, Bridge Abutments/Foundations and Bridge rails/handrails. Valuation of the Bridges was undertaken as at 30 June 2016.

Footpaths and Kerb & Gutter

Footpaths and Kerb & Gutter were segmented to match the adjacent road segment where possible and no further componentisation was undertaken. Footpaths and Kerb & Gutter were originally mapped and the condition assessed based on a physical inspection. Condition information is updated as changes in the network are observed through regular inspections. Valuation of the Footpaths and Kerb & Gutter was undertaken as at June 2015.

Bulk Earthworks

The 'Cost Approach' estimated the replacement cost for each asset, while the unit rates are support by the market rates. Valuation of the Earthworks was undertaken as at June 2015.

Stormwater Drainage

Assets within this class comprise pits, pipes, open channels, headwalls and various types of water quality devices. The 'Cost Approach' estimated the replacement cost for each asset by componentising the assets into significant parts with different useful lives and taking into account a range of factors. While the unit rates based on linear metres of certain diameter pipes and prices per pit or similar could be supported through

Strathfield Municipal Council

Notes to the Financial Statements
for the year ended 30 June 2017

Note 27. Fair value measurement (continued)

extensive professional judgement and market evidence. Valuation of the stormwater drainage was undertaken as at June 2015.

Library Books

Library Books are valued at cost but are disclosed at fair value in the notes. The carrying amounts of these assets are assumed to approximate fair value due to the nature of the items. There has been no change to the valuation process during the reporting period.

Other Assets

The cost approach is used to value other assets which relate to miscellaneous assets of lower value. Council views these assets against quoted prices for the gross current replacement cost of similar assets and taking account of the pattern of consumption, estimated remaining useful life and residual value. There has been no change to the valuation process during the reporting period.

Strathfield Municipal Council

Notes to the Financial Statements
for the year ended 30 June 2017

Note 27. Fair value measurement (continued)

$ '000

(4). Fair value measurements using significant unobservable inputs (level 3)

a. The following tables present the changes in level 3 fair value asset classes.

	Plant and equipment	Operational land	Community land	Land Impr'mts Iepreciable)	Total
Opening balance – 1/7/15	2,929	33,516	27,762	895	65,102
Purchases (GBV)	1,011	–	–	239	1,250
Disposals (WDV)	(416)	(631)	–	(48)	(1,095)
Depreciation and impairment	(822)	–	–	–	(822)
Other movement - Revaluation	–	–	900	(250)	650
Closing balance – 30/6/16	**2,702**	**32,885**	**28,662**	**836**	**65,085**
Transfers from/(to) another asset class	–	(781)	781	–	–
Purchases (GBV)	3,703	–	–	1,212	4,915
Disposals (WDV)	(572)	–	–	–	(572)
Depreciation and impairment	(976)	–	–	(20)	(996)
Other movement - Revaluation	–	–	14,942	–	14,942
Closing balance – 30/6/17	**4,857**	**32,104**	**44,385**	**2,028**	**83,374**

	Buildings	Roads	Bridges	Footpaths	Total
Opening balance – 1/7/15	21,881	82,386	1,044	24,372	129,683
Purchases (GBV)	568	1,755	120	700	3,143
Disposals (WDV)	(149)	–	–	–	(149)
Depreciation and impairment	(643)	(1,711)	(51)	(412)	(2,817)
Other movement - Revaluation	–	–	3,466	–	3,466
Closing balance – 30/6/16	**21,657**	**82,430**	**4,579**	**24,660**	**133,326**
Purchases (GBV)	913	683	–	595	2,191
Disposals (WDV)	(54)	(73)	–	(151)	(278)
Depreciation and impairment	(639)	(1,706)	(50)	(420)	(2,815)
Closing balance – 30/6/17	**21,877**	**81,334**	**4,529**	**24,684**	**132,424**

Strathfield Municipal Council

Notes to the Financial Statements
for the year ended 30 June 2017

Note 27. Fair value measurement (continued)

$ '000

(4). Fair value measurements using significant unobservable inputs (level 3) (continued)

a. The following tables present the changes in level 3 fair value asset classes. (continued)

	Bulk earthwork (Non Dep)	Storm water drainage	Library books	Park assets and other	Total
Opening balance – 1/7/15	31,065	36,939	309	3,777	72,090
Purchases (GBV)	–	–	117	377	494
Depreciation and impairment	–	(528)	(100)	(767)	(1,395)
Other movement	–	–	–	8,251	8,251
Closing balance – 30/6/16	**31,065**	**36,411**	**326**	**11,638**	**79,440**
Purchases (GBV)	–	–	153	4,663	4,816
Disposals (WDV)	–	–	–	(376)	(376)
Depreciation and impairment	–	(528)	(102)	(798)	(1,428)
Closing balance – 30/6/17	**31,065**	**35,883**	**377**	**15,127**	**82,452**

(5). Highest and best use

All of Council's non-financial assets are considered as being utilised for their highest and best use.

Strathfield Municipal Council

Notes to the Financial Statements
for the year ended 30 June 2017

Note 28. Related party disclosures

$ '000

a. Key management personnel

Key management personnel (KMP) of the council are those persons having the authority and responsibility for planning, directing and controlling the activities of the council, directly or indirectly.

The aggregate amount of KMP compensation included in the Income Statement is:

	Actual 2017
Compensation:	
Short-term benefits	752
Post-employment benefits	54
Other long-term benefits	25
Total	**831**

b. Other transactions with KMP and their related parties

Council procedures did not identify any related party transactions

c. Other related party transactions

Nil

INDEPENDENT AUDITOR'S REPORT

Report on the general purpose financial statements

Strathfield Municipal Council

To the Councillors of Strathfield Municipal Council

Opinion

I have audited the accompanying financial statements of Strathfield Municipal Council (the Council), which comprise the statement of financial position as at 30 June 2017, the income statement, the statement of comprehensive income, statement of changes in equity and statement of cash flows for the year then ended, notes comprising a summary of significant accounting policies and other explanatory information, and the Statement by Councillors and Management.

In my opinion,

- the Council's accounting records have been kept in accordance with the requirements of the *Local Government Act 1993*, Chapter 13, Part 3, Division 2 (the Division)
- the financial statements:
  - have been presented, in all material respects, in accordance with the requirements of this Division
  - are consistent with the Council's accounting records
  - present fairly, in all material respects, the financial position of the Council as at 30 June 2017, and of its financial performance and its cash flows for the year then ended in accordance with Australian Accounting Standards
- all information relevant to the conduct of the audit has been obtained
- no material deficiencies in the accounting records or financial statements have come to light during the audit.

My opinion should be read in conjunction with the rest of this report.

Basis for Opinion

I conducted my audit in accordance with Australian Auditing Standards. My responsibilities under the standards are described in the 'Auditor's Responsibilities for the Audit of the Financial Statements' section of my report.

I am independent of the Council in accordance with the requirements of the:

- Australian Auditing Standards
- Accounting Professional and Ethical Standards Board's APES 110 'Code of Ethics for Professional Accountants' (APES 110).

Level 15, 1 Margaret Street, Sydney NSW 2000 | GPO Box 12, Sydney NSW 2001 | t 02 9275 7101 | f 02 9275 7179 | e mail@audit.nsw.gov.au | audit.nsw.gov.au

I have fulfilled my other ethical responsibilities in accordance with APES 110.

Parliament promotes independence by ensuring the Auditor-General and the Audit Office of New South Wales are not compromised in their roles by:

- providing that only Parliament, and not the executive government, can remove an Auditor-General
- mandating the Auditor-General as auditor of councils
- precluding the Auditor-General from providing non-audit services.

I believe the audit evidence I have obtained is sufficient and appropriate to provide a basis for my audit opinion.

Other Matter

The financial statements of the Council for the year ended 30 June 2016 were audited by another auditor who expressed an unmodified opinion on that financial statement on 5 December 2016.

The Councillors' Responsibility for the Financial Statements

The Councillors are responsible for the preparation and fair presentation of the financial statements in accordance with Australian Accounting Standards and the *Local Government Act 1993*, and for such internal control as the Councillors determine is necessary to enable the preparation and fair presentation of the financial statements that are free from material misstatement, whether due to fraud or error.

In preparing the financial statements, the Councillors must assess the Council's ability to continue as a going concern except where the Council will be dissolved or amalgamated by an Act of Parliament. The assessment must disclose, as applicable, matters related to going concern and the appropriateness of using the going concern basis of accounting.

Auditor's Responsibility for the Audit of the Financial Statements

My objectives are to:

- obtain reasonable assurance about whether the financial statements as a whole are free from material misstatement, whether due to fraud or error
- issue an Independent Auditor's Report including my opinion.

Reasonable assurance is a high level of assurance, but does not guarantee an audit conducted in accordance with Australian Auditing Standards will always detect material misstatements. Misstatements can arise from fraud or error. Misstatements are considered material if, individually or in aggregate, they could reasonably be expected to influence the economic decisions users take based on the financial statements.

A description of my responsibilities for the audit of the financial statements is located at the Auditing and Assurance Standards Board website at: www.auasb.gov.au/auditors_responsibilities/ar3.pdf. The description forms part of my auditor's report.

My opinion does *not* provide assurance:

- that the Council carried out its activities effectively, efficiently and economically
- on the Original Budget information included in the Income Statement, Statement of Cash Flows, Note 2(a) and Note 16 budget variation explanations
- on the attached Special Schedules
- about the security and controls over the electronic publication of the audited financial statements on any website where they may be presented
- about any other information which may have been hyperlinked to/from the financial statements.

Renee Meimaroglou
Director, Financial Audit Services

30 October 2017
SYDNEY

audit office
OF NEW SOUTH WALES

Mr Gulian Vaccari
Mayor
Strathfield Municipal Council
PO Box 120
STRATHFIELD NSW 2135

Contact: Renee Meimaroglou
Phone no: 9275 7100
Our ref: D1727675/1789

30 October 2017

Dear Mayor

Report on the Conduct of the Audit

for the year ended 30 June 2017

Strathfield Municipal Council

I have audited the general purpose financial statements of Strathfield Municipal Council (the Council) for the year ended 30 June 2017 as required by s415 of the Local Government Act 1993 (the Act).

I expressed an unmodified opinion on the Council's general purpose financial statements.

This Report on the Conduct of the Audit (the Report) for the Council for the year ended 30 June 2017 is issued in accordance with section 417 of the Act. This Report should be read in conjunction with my audit opinion on the general purpose financial statements issued under section 417(2) of the Act.

INCOME STATEMENT

Operating result

	2017 $m	2016 $m	Variance %
Rates and annual charges revenue	23.3	22.8	2.2 ⬆
Grants and contributions revenue	11.5	10.6	8.5 ⬆
Operating result for the year	8.9	7.3	21.9 ⬆
Net operating result before capital amounts	1.4	0.5	180 ⬆

Level 15, 1 Margaret Street, Sydney NSW 2000 | GPO Box 12, Sydney NSW 2001 | t 02 9275 7100 | f 02 9275 7200 | e mail@audit.nsw.gov.au | audit.nsw.gov.au

The operating result for the year was a surplus of $8.9 million (2016: $7.3 million) and included a depreciation expense of $5.2 million (2016: $5.1 million). The higher operating result for this year is mainly due the receipt of a prepayment of the Financial Assistance Grant and increased revenue in the areas of compliance and recovery of legal fees on outstanding rates.

Rates and annual charges represent 54 per cent of Council's total revenues and increased by two per cent from the previous year.

STATEMENT OF CASH FLOWS

The Statement of Cash Flows illustrates the flow of cash and cash equivalents moving in and out of Council during the year and reveals that cash increased by $30.6 million to $41.3 million at the close of the year. The increase can be attributed to more funds being held in short term investments to fund upcoming capital works.

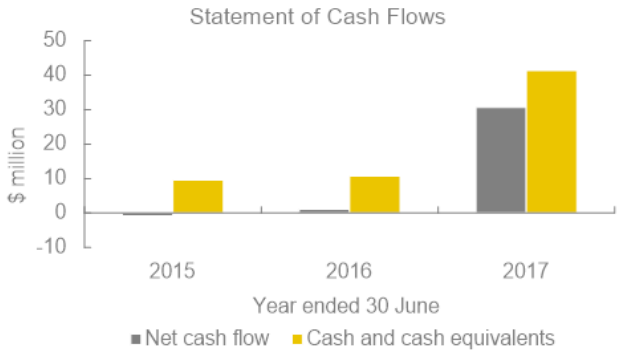

In addition to operating activities which contributed net cash inflow of $14.9 million (2016: $13.4 million), there were proceeds from the sale of assets ($0.9 million) and the disposal of investments securities ($58.5 million). Cash outflows other than operating activities were used to purchase investment securities ($33 million) and purchase and construct assets ($10.7 million).

FINANCIAL POSITION

Cash and Investments

Restricted Cash and Investments	2017	2016	Commentary
	$m	$m	
External restrictions	38.1	35.2	Cash and investments amounted $58.3 million at 30 June 2017 (2016: $53.1 million). The increase is mainly due to the Council's surplus for the year.
Internal restrictions	14.2	16.5	
Unrestricted	6.0	1.4	
Cash and investments	**58.3**	**53.1**	

Externally restricted cash and investments are restricted in their use by externally imposed requirements. These include unspent development contributions, specific purpose grants and domestic waste charges.

Internally restricted cash and investments have been restricted in their use by resolution or policy of Council to reflect forward plans and identified programs of works. These totalled $14.2 million and their purpose is fully disclosed in Note 6 of the financial statements.

The Council's unrestricted cash and investments amounted to $6.0 million, which is available to provide liquidity for day to day operations.

Debt

Council has been debt free since 2011.

PERFORMANCE RATIOS

The definition of each ratio analysed below (except for the 'building and infrastructure renewals ratio') is included in Note 13 of the Council's audited general purpose financial statements. The 'building and infrastructure renewals ratio' is defined in Council's Special Schedule 7.

Operating performance ratio

The 'operating performance ratio' measures how well council contained operating expenditure within operating revenue (excluding capital grants and contributions, fair value adjustments, and reversal of revaluation decrements). The benchmark set by the Office of Local Government (OLG) is greater than zero per cent.

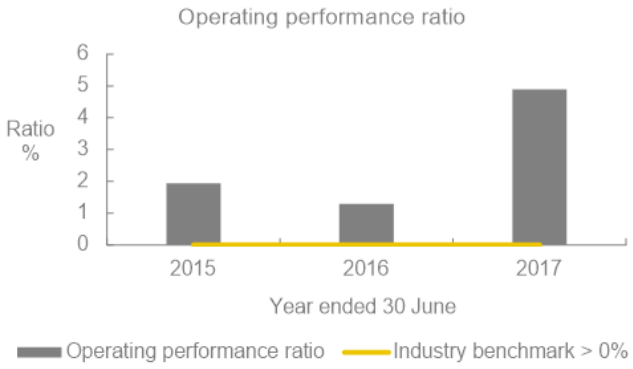

Council's operating performance indicator of 4.9 per cent (1.3 per cent in 2016) exceeded the benchmark due to a significantly improved operating result before capital grants and contributions. This is mainly due to the increase in revenue which was noted earlier in this report.

Own source operating revenue ratio

The 'own source operating revenue ratio' measures council's fiscal flexibility and the degree to which it relies on external funding sources such as operating grants and contributions. The benchmark set by OLG is greater than 60 per cent.

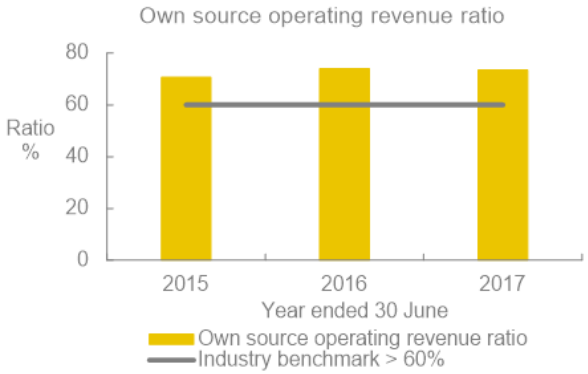

Council's own source operating revenue ratio was 73 per cent in 2016-17 (74 per cent in 2016), exceeding the benchmark of 60 per cent.

Unrestricted current ratio

The 'unrestricted current ratio' is specific to local government and represents council's ability to meet its short-term obligations as they fall due. The benchmark set by OLG is greater than 1.5 times.

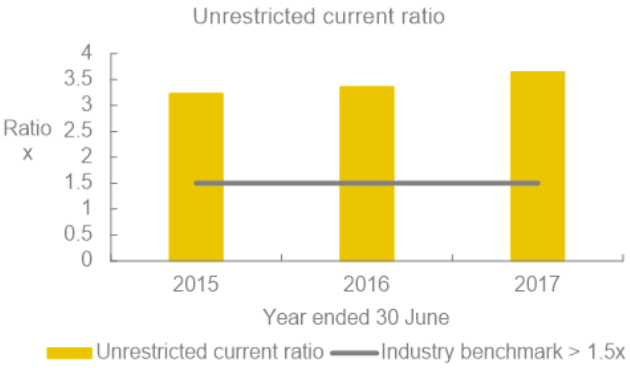

Council's unrestricted current ratio increased to 3.6 as at 30 June 2017 (3.4 in 2016) and exceeded the benchmark of 1.5 times. The improvement in the ratio is due to increased cash and investments.

Rates and annual charges outstanding ratio

The 'rates and annual charges outstanding ratio' assesses the impact of uncollected rates and annual charges on council's liquidity and the adequacy of debt recovery efforts. The benchmark set by OLG is below 5 per cent for metro councils.

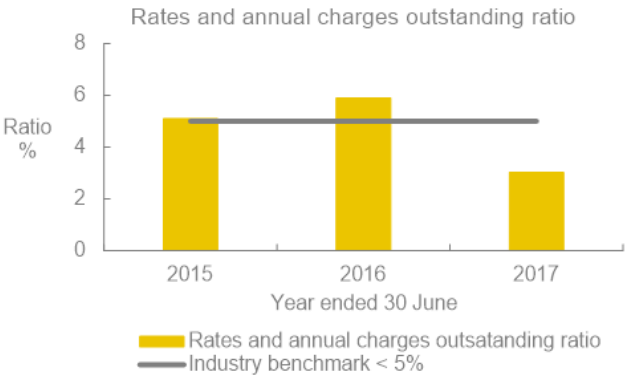

The rates and annual charges outstanding ratio stood at 3.0 per cent as at 30 June 2017 (5.9 per cent in 2016) and is now better than industry benchmark of being below 5 per cent. Management attribute this significant improvement to actively pursuing the recovery of outstanding amounts.

Cash expense cover ratio

This liquidity ratio indicates the number of months the council can continue paying for its immediate expenses without additional cash inflow. The benchmark set by OLG is greater than three months.

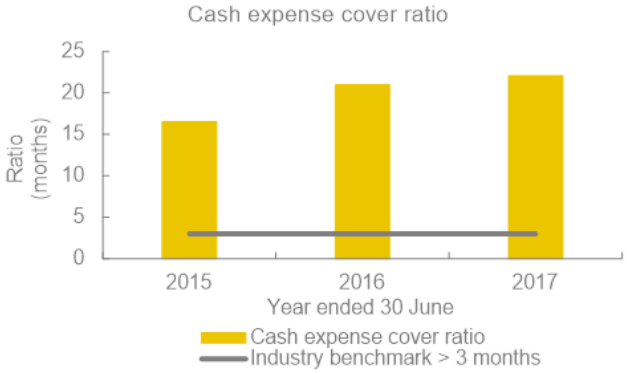

Council's cash expense cover ratio was over twenty-two months and continues to easily exceed the benchmark of three months.

Building and infrastructure renewals ratio

The 'building and infrastructure renewals ratio assesses the rate at which these assets are being renewed against the rate at which they are depreciating. The benchmark set by OLG is greater than 100 per cent.

This ratio is sourced from information contained in council's Special Schedule 7 which has not been audited.

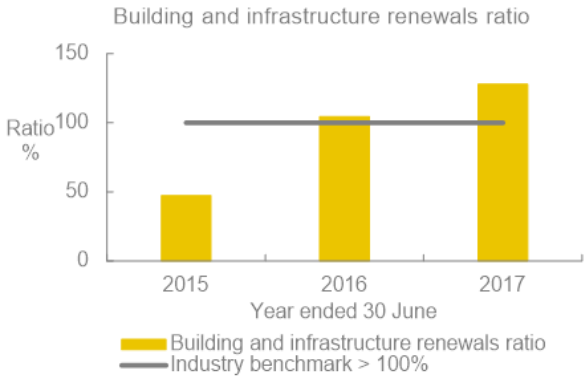

Special Schedule No. 7 disclosed infrastructure renewals for 2017 represented 128 per cent (105 per cent in 2016) of the depreciation charges for those assets; exceeding the benchmark of 100 per cent.

OTHER MATTERS

New accounting standards implemented

AASB 124 'Related Party Disclosures'	
Effective for annual reporting periods beginning on or 1 July 2016	AASB 2015-6 extended the scope of AASB 124 to include not-for-profit public sector entities. As a result, Council's financial statements disclosed the: • compensation paid to their key management personnel • nature of their related party relationships • amount and nature of their related party transactions, outstanding balances and commitments

Asset Revaluations

Council's infrastructure, property, plant and equipment are required to be carried at fair value with revaluations of each asset class to be performed at least every five years.

During the year, community land was revalued. This resulted in a net increase of $14.9 million recognised directly in Asset Revaluation Reserves.

Our insights inform and challenge government to improve outcomes for citizens

auditoffice OF NEW SOUTH WALES

Legislative compliance

My audit procedures did not identify any instances of non-compliance with legislative requirements or a material deficiency in the Council's accounting records or financial reports. The Council's:

- accounting records were maintained in a manner and form to allow the general purpose financial statements to be prepared and effectively audited
- staff provided all accounting records and information relevant to the audit.

Renee Meimaroglou
Director, Financial Audit Services

30 October 2017
SYDNEY

cc: Mr Henry Wong, General Manager
Mr Brian Hrnjak, Chair of the Audit Committee
Mr Tim Hurst, Acting Chief Executive of the Office of Local Government

Strathfield Municipal Council

SPECIAL PURPOSE FINANCIAL STATEMENTS
for the year ended 30 June 2017

Strathfield Municipal Council

Special Purpose Financial Statements
for the year ended 30 June 2017

Contents

	Page
1. Statement by Councillors and Management	2
2. Special Purpose Financial Statements:	
Income Statement – Water Supply Business Activity	n/a
Income Statement – Sewerage Business Activity	n/a
Income Statement – Other Business Activities	3
Statement of Financial Position – Water Supply Business Activity	n/a
Statement of Financial Position – Sewerage Business Activity	n/a
Statement of Financial Position – Other Business Activities	4
3. Notes to the Special Purpose Financial Statements	5
4. Auditor's Report	9

Background

(i) These Special Purpose Financial Statements have been prepared for the use by both Council and the Office of Local Government in fulfilling their requirements under National Competition Policy.

(ii) The principle of competitive neutrality is based on the concept of a 'level playing field' between persons/entities competing in a market place, particularly between private and public sector competitors.

Essentially, the principle is that government businesses, whether Commonwealth, state or local, should operate without net competitive advantages over other businesses as a result of their public ownership.

(iii) For Council, the principle of competitive neutrality and public reporting applies only to declared business activities.

These include **(a)** those activities classified by the Australian Bureau of Statistics as business activities being water supply, sewerage services, abattoirs, gas production and reticulation, and **(b)** those activities with a turnover of more than $2 million that Council has formally declared as a business activity (defined as Category 1 activities).

(iv) In preparing these financial statements for Council's self-classified Category 1 businesses and ABS-defined activities, councils must **(a)** adopt a corporatisation model and **(b)** apply full cost attribution including tax-equivalent regime payments and debt guarantee fees (where the business benefits from Council's borrowing position by comparison with commercial rates).

Strathfield Municipal Council

Special Purpose Financial Statements
for the year ended 30 June 2017

Statement by Councillors and Management
made pursuant to the Local Government Code of Accounting Practice and Financial Reporting

The attached Special Purpose Financial Statements have been prepared in accordance with:

- the NSW Government Policy Statement 'Application of National Competition Policy to Local Government',
- the Division of Local Government Guidelines 'Pricing and Costing for Council Businesses – A Guide to Competitive Neutrality',
- the Local Government Code of Accounting Practice and Financial Reporting,

To the best of our knowledge and belief, these financial statements:

- present fairly the operating result and financial position for each of Council's declared business activities for the year, and
- accord with Council's accounting and other records.

We are not aware of any matter that would render these statements false or misleading in any way.

Signed in accordance with a resolution of Council made on 03 October 2017.

Giuliano Vaccari
Mayor

Nella Hall
Councillor

Henry Wong
General manager

Jenny Nascimento
Responsible accounting officer

Strathfield Municipal Council

Income Statement of Council's Other Business Activities

for the year ended 30 June 2017

$ '000	Hudson Park Golf Course Category 2 Actual 2017	Actual 2016
Income from continuing operations		
User charges	669	953
Other income	31	81
Total income from continuing operations	**700**	**1,034**
Expenses from continuing operations		
Employee benefits and on-costs	700	583
Materials and contracts	595	247
Depreciation, amortisation and impairment	69	71
Other expenses	7	12
Total expenses from continuing operations	**1,371**	**913**
Surplus (deficit) from continuing operations before capital amounts	**(671)**	**121**
Grants and contributions provided for capital purposes	–	–
Surplus (deficit) from continuing operations after capital amounts	**(671)**	**121**
Surplus (deficit) from discontinued operations	–	–
Surplus (deficit) from all operations before tax	**(671)**	**121**
Less: corporate taxation equivalent (30%) [based on result before capital]	–	(36)
SURPLUS (DEFICIT) AFTER TAX	**(671)**	**85**
Plus opening retained profits	2,546	2,425
Plus/less: prior period adjustments	–	–
Plus adjustments for amounts unpaid:		
– Taxation equivalent payments	–	–
– Debt guarantee fees	–	–
– Corporate taxation equivalent	–	36
Add:		
– Subsidy paid/contribution to operations	1,622	–
Less:		
– TER dividend paid	–	–
– Dividend paid	–	–
Closing retained profits	**3,497**	**2,546**
Return on capital %	**-16.3%**	**4.7%**
Subsidy from Council	**769**	**–**

page 3

Strathfield Municipal Council

Statement of Financial Position – Council's Other Business Activities
as at 30 June 2017

$ '000	Hudson Park Golf Course Category 2 Actual 2017	Actual 2016
ASSETS		
Current assets		
Cash and cash equivalents	1	133
Receivables	–	1
Inventories	21	23
Total Current Assets	**22**	**157**
Non-current assets		
Infrastructure, property, plant and equipment	4,125	2,587
Total non-current assets	**4,125**	**2,587**
TOTAL ASSETS	**4,147**	**2,744**
LIABILITIES		
Current liabilities		
Payables	24	42
Provisions	66	156
Total current liabilities	**90**	**198**
Non-current liabilities		
Payables	–	–
Provisions	–	–
Other Liabilities	–	–
Total non-current liabilities	**–**	**–**
TOTAL LIABILITIES	**90**	**198**
NET ASSETS	4,057	2,546
EQUITY		
Retained earnings	3,497	2,546
Revaluation reserves	560	–
Other reserves	–	–
Council equity interest	**4,057**	**2,546**
Non-controlling equity interest	–	–
TOTAL EQUITY	4,057	2,546

Strathfield Municipal Council

Special Purpose Financial Statements
for the year ended 30 June 2017

Contents of the notes accompanying the financial statements

Note	Details	Page
1	Summary of significant accounting policies	6
2	Water Supply Business Best-Practice Management disclosure requirements	n/a
3	Sewerage Business Best-Practice Management disclosure requirements	n/a

Strathfield Municipal Council

Notes to the Special Purpose Financial Statements
for the year ended 30 June 2017

Note 1. Significant accounting policies

A statement summarising the supplemental accounting policies adopted in the preparation of the Special Purpose Financial Statements (SPFS) for National Competition Policy (NCP) reporting purposes follows.

These financial statements are SPFS prepared for use by Council and the Office of Local Government. For the purposes of these statements, the Council is a non-reporting not-for-profit entity.

The figures presented in these Special Purpose Financial Statements have been prepared in accordance with the recognition and measurement criteria of relevant Australian Accounting Standards, other authoritative pronouncements of the Australian Accounting Standards Board (AASB) and Australian Accounting Interpretations.

The disclosures in these Special Purpose Financial Statements have been prepared in accordance with the Local Government Act 1993 (NSW), the Local Government (General) Regulation, and the Local Government Code of Accounting Practice and Financial Reporting.

The statements are prepared on an accruals basis. They are based on historic costs and do not take into account changing money values or, except where specifically stated, current values of non-current assets. Certain taxes and other costs, appropriately described, have been imputed for the purposes of the National Competition Policy.

National Competition Policy

Council has adopted the principle of 'competitive neutrality' in its business activities as part of the National Competition Policy which is being applied throughout Australia at all levels of government.

The framework for its application is set out in the June 1996 NSW government policy statement titled 'Application of National Competition Policy to Local Government'.

The Pricing and Costing for Council Businesses, A Guide to Competitive Neutrality issued by the Office of Local Government in July 1997 has also been adopted.

The pricing and costing guidelines outline the process for identifying and allocating costs to activities and provide a standard for disclosure requirements.

These disclosures are reflected in Council's pricing and/or financial reporting systems and include taxation equivalents, Council subsidies, return on investments (rate of return), and dividends paid.

Declared business activities

In accordance with *Pricing and Costing for Council Businesses – A Guide to Competitive Neutrality,* Council has declared that the following are to be considered as business activities:

Category 1

(where gross operating turnover is over $2 million)

Nil

Category 2

(where gross operating turnover is less than $2 million)

a. Hudson Park Golf Course

An 18 hole public golf course

Monetary amounts

Amounts shown in the financial statements are in Australian currency and rounded to the nearest thousand dollars

(i) Taxation-equivalent charges

Council is liable to pay various taxes and financial duties. Where this is the case, they are disclosed as a cost of operations just like all other costs.

However, where Council does not pay some taxes which are generally paid by private sector businesses, such as income tax, these equivalent tax payments have been applied to all Council-nominated business activities and are reflected in Special Purpose Financial Statements.

For the purposes of disclosing comparative information relevant to the private sector equivalent, the following taxation equivalents have been applied to all Council-nominated business activities (this does not include Council's non-business activities):

Strathfield Municipal Council

Notes to the Special Purpose Financial Statements
for the year ended 30 June 2017

Note 1. Significant accounting policies (continued)

Notional rate applied (%)

Corporate income tax rate – **30%**

Land tax – the first **$549,000** of combined land values attracts **0%**. For the combined land values in excess of $549,001 up to $3,357,000 the rate is **1.6% + $100.** For the remaining combined land value that exceeds $3,357,000 a premium marginal rate of **2.0%** applies.

Payroll tax – 5.45% on the value of taxable salaries and wages in excess of $750,000.

Income tax

An income tax equivalent has been applied on the profits of the business activities.

Whilst income tax is not a specific cost for the purpose of pricing a good or service, it needs to be taken into account in terms of assessing the rate of return required on capital invested.

Accordingly, the return on capital invested is set at a pre-tax level - gain/(loss) from ordinary activities before capital amounts, as would be applied by a private sector competitor. That is, it should include a provision equivalent to the corporate income tax rate, currently 30%..

Income tax is only applied where a gain/ (loss) from ordinary activities before capital amounts has been achieved.

Since the taxation equivalent is notional – that is, it is payable to Council as the 'owner' of business operations - it represents an internal payment and has no effect on the operations of the Council. Accordingly, there is no need for disclosure of internal charges in the SPFS.

The rate applied of 30% is the equivalent company tax rate prevalent at reporting date. No adjustments have been made for variations that have occurred during the year.

Local government rates and charges

A calculation of the equivalent rates and charges payable on all category 1 businesses has been applied to all land assets owned or exclusively used by the business activity.

Loan and debt guarantee fees

The debt guarantee fee is designed to ensure that council business activities face 'true' commercial borrowing costs in line with private sector competitors.

In order to calculate a debt guarantee fee, Council has determined what the differential borrowing rate would have been between the commercial rate and Council's borrowing rate for its business activities.

(ii) Subsidies

Government policy requires that subsidies provided to customers, and the funding of those subsidies, must be explicitly disclosed.

Subsidies occur when Council provides services on a less-than-cost-recovery basis. This option is exercised on a range of services in order for Council to meet its community service obligations.

Accordingly, 'subsidies disclosed' (in relation to National Competition Policy) represents the difference between revenue generated from 'rate of return' pricing and revenue generated from prices set by Council in any given financial year.

The overall effect of subsidies is contained within the Income Statement of each reported business activity.

(iii) Return on investments (rate of return)

The NCP policy statement requires that councils with Category 1 businesses 'would be expected to generate a return on capital funds employed that is comparable to rates of return for private businesses operating in a similar field'.

Such funds are subsequently available for meeting commitments or financing future investment strategies.

The actual rate of return achieved by each business activity is disclosed at the foot of each respective Income Statement.

The rate of return is calculated as follows:

Operating result before capital income + interest expense

Written down value of I,PP&E as at 30 June

Strathfield Municipal Council

Notes to the Special Purpose Financial Statements
for the year ended 30 June 2017

Note 1. Significant accounting policies (continued)

As a minimum, business activities should generate a return equal to the Commonwealth 10 year bond rate which is 2.38% at 30/6/17.

(iv) Dividends

Council is not required to pay dividends to either itself (as owner of a range of businesses) or to any external entities.

INDEPENDENT AUDITOR'S REPORT

Report on the special purpose financial statements

Strathfield Municipal Council

To the Councillors of the Strathfield Municipal Council

Opinion

I have audited the accompanying special purpose financial statements (the financial statements) of Strathfield Municipal Council's (the Council) Declared Business Activities, which comprise the statement of financial position of the Declared Business Activity as at 30 June 2017, the income statement of the Declared Business Activity for the year then ended, notes comprising a summary of significant accounting policies and other explanatory information for the Business Activity declared by Council, and the Statement by Councillors and Management.

The Declared Business Activity of the Council is:

- The Hudson Park Golf Course.

In my opinion, the financial statements present fairly, in all material respects, the financial position of the Council's declared Business Activity as at 30 June 2017, and their financial performance for the year then ended, in accordance with the Australian Accounting Standards described in Note 1 and the Local Government Code of Accounting Practice and Financial Reporting (LG Code).

My opinion should be read in conjunction with the rest of this report and in particular, the Emphasis of Matter referring to the basis of accounting.

Basis for Opinion

I conducted my audit in accordance with Australian Auditing Standards. My responsibilities under the standards are described in the 'Auditor's Responsibilities for the Audit of the Financial Statements' section of my report.

I am independent of the Council in accordance with the requirements of the:

- Australian Auditing Standards
- Accounting Professional and Ethical Standards Board's APES 110 'Code of Ethics for Professional Accountants' (APES 110).

I have fulfilled my other ethical responsibilities in accordance with APES 110.

Parliament promotes independence by ensuring the Auditor-General and the Audit Office of New South Wales are not compromised in their roles by:

- providing that only Parliament, and not the executive government, can remove an Auditor-General
- mandating the Auditor-General as the auditor of councils
- precluding the Auditor-General from providing non-audit services.

I believe the audit evidence I have obtained is sufficient and appropriate to provide a basis for my audit opinion.

Level 15, 1 Margaret Street, Sydney NSW 2000 | GPO Box 12, Sydney NSW 2001 | t 02 9275 7101 | f 02 9275 7179 | e mail@audit.nsw.gov.au | audit.nsw.gov.au

Emphasis of Matter - Basis of Accounting

Without modifying my opinion, I draw attention to Note (1) to the financial statements which describes the basis of accounting. The financial statements have been prepared for the purpose of fulfilling Council's financial reporting responsibilities under the LG Code. As a result, the financial statements may not be suitable for another purpose.

Other Matter

The financial statements of the Council for the year ended 30 June 2016 were audited by another auditor who expressed an unmodified opinion on that financial statement on 5 December 2016.

The Councillors' Responsibility for the Financial Statements

The Councillors are responsible for the preparation and fair presentation of the financial statements and for determining that the accounting policies, described in Note 1 to the financial statements, are appropriate to meet the requirements in the LG Code. The Councillors' responsibility also includes such internal control as the Councillors determine is necessary to enable the preparation and fair presentation of the financial statements that are free from material misstatement, whether due to fraud or error.

In preparing the financial statements, the Councillors must assess the Council's ability to continue as a going concern except where the Council will be dissolved or amalgamated by an Act of Parliament. The assessment must disclose, as applicable, matters related to going concern and the appropriateness of using the going concern basis of accounting, as it affects the Council's Declared Business Activity.

Auditor's Responsibility for the Audit of the Financial Statements

My objectives are to:

- obtain reasonable assurance about whether the financial statements as a whole are free from material misstatement, whether due to fraud or error
- issue an Independent Auditor's Report including my opinion.

Reasonable assurance is a high level of assurance, but does not guarantee an audit conducted in accordance with Australian Auditing Standards will always detect material misstatements. Misstatements can arise from fraud or error. Misstatements are considered material if, individually or in aggregate, they could reasonably be expected to influence the economic decisions users take based on the financial statements.

A description of my responsibilities for the audit of the financial statements is located at the Auditing and Assurance Standards Board website at: http://www.auasb.gov.au/auditors_responsibilities/ar4.pdf.

The description forms part of my auditor's report.

My opinion does not provide assurance:

- that the Council carried out its activities effectively, efficiently and economically
- about the security and controls over the electronic publication of the audited financial statements on any website where they may be presented
- about any other information which may have been hyperlinked to/from the financial statements.

Renee Meimaroglou
Director, Financial Audit Services

30 October 2017
SYDNEY

Strathfield Municipal Council

SPECIAL SCHEDULES
for the year ended 30 June 2017

Strathfield Municipal Council

Special Schedules
for the year ended 30 June 2017

Contents

		Page
Special Schedules[1]		
Special Schedule 1	Net Cost of Services	2
Special Schedule 7	Report on Infrastructure Assets	4
Special Schedule 8	Permissible Income Calculation	8

[1] Special Schedules are not audited (with the exception of Special Schedule 8).

Background

(i) These Special Schedules have been designed to meet the requirements of special purpose users such as;

- the NSW Grants Commission
- the Australian Bureau of Statistics (ABS),
- the NSW Office of Water (NOW), and
- the Office of Local Government (OLG).

(ii) The financial data is collected for various uses including;

- the allocation of Financial Assistance Grants,
- the incorporation of Local Government financial figures in national statistics,
- the monitoring of loan approvals,
- the allocation of borrowing rights, and
- the monitoring of the financial activities of specific services.

Strathfield Municipal Council

Special Schedule 1 – Net Cost of Services
for the year ended 30 June 2017

$'000

Function or activity	Expenses from continuing operations	Income from continuing operations		Net cost of services
		Non-capital	Capital	
Governance	**516**	**–**	**–**	**(516)**
Administration	**4,397**	**2,565**	**–**	**(1,832)**
Public order and safety				
Fire service levy, fire protection, emergency services	630	–	–	**(630)**
Enforcement of local government regulations	851	890	–	**39**
Animal control	32	14	–	**(18)**
Other	16	–	–	**(16)**
Total public order and safety	**1,529**	**904**	**–**	**(625)**
Health	**780**	**167**	**–**	**(613)**
Environment				
Noxious plants and insect/vermin control	43	30	–	**(13)**
Other environmental protection	1,349	890	–	**(459)**
Solid waste management	6,083	7,099	–	**1,016**
Street cleaning	584	–	–	**(584)**
Drainage	–	–	–	**–**
Stormwater management	632	275	–	**(357)**
Total environment	**8,691**	**8,294**	**–**	**(397)**
Community services and education				
Administration and education	789	5	–	**(784)**
Social protection (welfare)	–	–	–	**–**
Aged persons and disabled	208	202	–	**(6)**
Children's services	–	–	–	**–**
Total community services and education	**997**	**207**	**–**	**(790)**
Housing and community amenities				
Public conveniences	68	–	733	**665**
Street lighting	652	128	–	**(524)**
Town planning	655	–	–	**(655)**
Other community amenities	–	–	–	**–**
Total housing and community amenities	**1,375**	**128**	**733**	**(514)**

Strathfield Municipal Council

Special Schedule 1 – Net Cost of Services (continued)
for the year ended 30 June 2017

$'000

Function or activity	Expenses from continuing operations	Income from continuing operations		Net cost of services
		Non-capital	Capital	
Recreation and culture				
Public libraries	1,371	149	–	(1,222)
Community centres and halls	131	45	699	613
Other cultural services	896	36	–	(860)
Sporting grounds and venues	1,838	274	–	(1,564)
Parks and gardens (lakes)	2,502	284	5,598	3,380
Other sport and recreation	1,744	749	–	(995)
Total recreation and culture	8,482	1,537	6,297	(648)
Fuel and energy	–	–	–	–
Agriculture	–	–	–	–
Mining, manufacturing and construction				
Building control	2,623	1,033	–	(1,590)
Other mining, manufacturing and construction	–	–	–	–
Total mining, manufacturing and const.	2,623	1,033	–	(1,590)
Transport and communication				
Urban roads (UR) – local	3,026	1,020	441	(1,565)
Urban roads – regional	–	–	–	–
Bridges on UR – local	51	–	–	(51)
Parking areas	–	–	–	–
Footpaths	1,213	323	–	(890)
Other transport and communication	746	59	–	(687)
Total transport and communication	5,036	1,402	441	(3,193)
Economic affairs				
Camping areas and caravan parks	–	–	–	–
Other economic affairs	–	22	–	22
Total economic affairs	–	22	–	22
Totals – functions	34,426	16,259	7,471	(10,696)
General purpose revenues (1)		19,599		19,599
Share of interests – joint ventures and associates using the equity method	–	–		–
NET OPERATING RESULT (2)	34,426	35,858	7,471	8,903

(1) Includes: rates and annual charges (including ex gratia, excluding water and sewer), non-capital general purpose grants, interest on investments (excluding externally restricted assets) and interest on overdue rates and annual charges

(2) As reported in the Income Statement

Strathfield Municipal Council

Special Schedule 7 – Report on Infrastructure Assets as at 30 June 2017

$'000

Asset class	Asset category	Estimated cost to bring assets to satisfactory standard	Estimated cost to bring to the agreed level of service set by Council	2016/17 Required maintenance[a]	2016/17 Actual maintenance	Net carrying amount	Gross replacement cost (GRC)	Assets in condition as a percentage of gross replacement cost				
								1	2	3	4	5
Buildings	Council Offices/ Administration Centres	200	200	244	429	6,664	10,724	40%	47%	13%		0%
	Council Works Depot	34	34	144	195	1,432	2,168	10%	33%	57%		0%
	Council Public Halls	200	200	31	46	1,640	2,856	64%	30%	6%		0%
	Libraries	10	10	166	227	5,838	7,635	100%				0%
	Cultural Facilities(Amenities)	450	450	752	806	4,331	8,402	22%	26%	32%	20%	0%
	Community Centre	15	15	33	70	1,765	4,535	35%	37%	28%		0%
	Council House	–	–	16	17	207	1,131	32%	28%	40%		0%
	Other	–	–	314	318	–	–					
	Sub-total	**909**	**909**	**1,700**	**2,108**	**21,877**	**37,451**	**47.4%**	**28.8%**	**19.3%**	**4.5%**	**0.0%**
Roads	Sealed roads	400	400	2,292	2,888	49,162	75,471	20%	17%	63%		0%
	Bridges	584	584	–	–	4,528	14,227	25%	25%	15%	35%	0%
	Footpaths	50	50	251	236	24,685	33,993	10%	9%	81%		0%
	Other road assets	80	80	43	50	8,066	11,337	10%	18%	72%		0%
	Bulk earthworks	–	–	–	–	31,065	31,065	100%				0%
	Kerb & Gutter	120	120	64	71	24,106	32,542	2%	18%	80%		0%
	Sub-total	**1,234**	**1,234**	**2,650**	**3,245**	**141,612**	**198,635**	**27.6%**	**13.8%**	**56.1%**	**2.5%**	**0.0%**

Strathfield Municipal Council

Special Schedule 7 – Report on Infrastructure Assets as at 30 June 2017 (continued)

$'000

Asset class	Asset category	Estimated cost to bring assets to satisfactory standard	Estimated cost to bring to the agreed level of service set by Council	2016/17 Required maintenance[a]	2016/17 Actual maintenance	Net carrying amount	Gross replacement cost (GRC)	Assets in condition as a percentage of gross replacement cost				
								1	2	3	4	5
Stormwater drainage	Stormwater Conduits	654	654	37	16	31,468	51,280		5%	89%	6%	0%
	Stormwater Inlet & Junction Pits	–	–	44	77	4,415	5,379		33%	32%	35%	0%
	Sub-total	**654**	**654**	**81**	**93**	**35,883**	**56,659**	**0.0%**	**7.7%**	**83.6%**	**8.8%**	**0.0%**
Open space/ recreational assets	Open spaces/Recreational Assets	400	400	2,046	2,019	14,929	22,948	7%	31%	62%		0%
	Sub-total	**400**	**400**	**2,046**	**2,019**	**14,929**	**22,948**	**7.0%**	**31.0%**	**62.0%**	**0.0%**	**0.0%**
	TOTAL – ALL ASSETS	**3,197**	**3,197**	**6,477**	**7,465**	**214,301**	**315,693**	**23.5%**	**15.7%**	**57.1%**	**3.7%**	**0.0%**

Notes:

a Required maintenance is the amount identified in Council's asset management plans.

Infrastructure asset condition assessment 'key'

1	**Excellent**	No work required (normal maintenance)
2	**Good**	Only minor maintenance work required
3	**Average**	Maintenance work required
4	**Poor**	Renewal required
5	**Very poor**	Urgent renewal/upgrading required

Strathfield Municipal Council

Special Schedule 7 – Report on Infrastructure Assets (continued)

for the year ended 30 June 2017

$ '000	Amounts 2017	Indicator 2017	Benchmark	Prior periods 2016	2015
Infrastructure asset performance indicators * consolidated					
1. Infrastructure renewals ratio					
Asset renewals [1]	5,261	127.85%	>= 100%	104.57%	47.27%
Depreciation, amortisation and impairment	4,115				
2. Infrastructure backlog ratio					
Estimated cost to bring assets to a satisfactory standard	3,197	1.49%	< 2%	1.86%	3.17%
Net carrying amount of infrastructure assets	214,301				
3. Asset maintenance ratio					
Actual asset maintenance	7,465	1.15	> 1.00	1.17	0.40
Required asset maintenance	6,477				
4. Cost to bring assets to agreed service level					
Estimated cost to bring assets to an agreed service level set by Council	3,197	1.01%		1.09%	1.00%
Gross replacement cost	315,693				

Notes

* All asset performance indicators are calculated using the asset classes identified in the previous table.

(1) Asset renewals represent the replacement and/or refurbishment of existing assets to an equivalent capacity/performance as opposed to the acquisition of new assets (or the refurbishment of old assets) that increases capacity/performance.

Strathfield Municipal Council

Special Schedule 7 – Report on Infrastructure Assets (continued)

for the year ended 30 June 2017

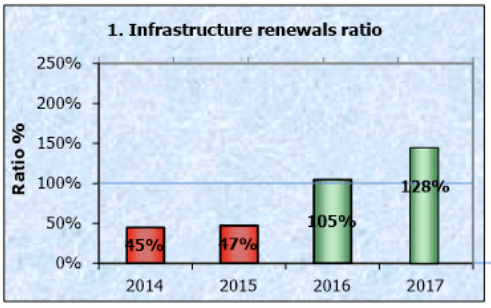

Purpose of asset renewals ratio	Commentary on 2016/17 result
To assess the rate at which these assets are being renewed relative to the rate at which they are depreciating.	**2016/17 Ratio 127.85%** Renewals were strong this year as council continues to address prior year's shortfall in capital spending.

Benchmark: ——— Minimum >=100.00%
Source for benchmark: Code of Accounting Practice and Financial Reporting #25

Ratio achieves benchmark
Ratio is outside benchmark

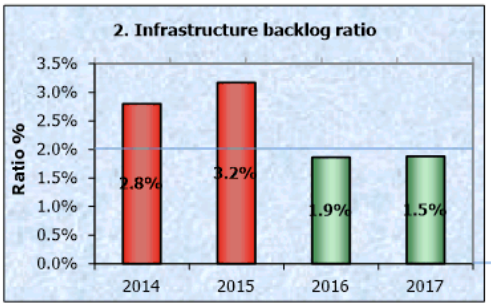

Purpose of infrastructure backlog ratio	Commentary on 2016/17 result
This ratio shows what proportion the backlog is against the total value of a Council's infrastructure.	**2016/17 Ratio 1.49%** Council is continuing to meet the benchmark of < 2%

Benchmark: ——— Maximum <2.00%
Source for benchmark: Code of Accounting Practice and Financial Reporting #25

Ratio achieves benchmark
Ratio is outside benchmark

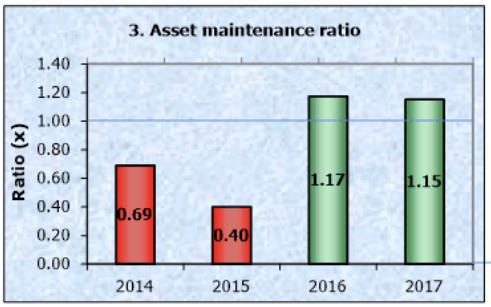

Purpose of asset maintenance ratio	Commentary on 2016/17 result
Compares actual vs. required annual asset maintenance. A ratio above 1.0 indicates Council is investing enough funds to stop the infrastructure backlog growing.	**2016/17 Ratio 1.15 x** Asset maintenance continues to trend above the benchmark of 1.0 to ensure asset conditions remain above 3.

Benchmark: ——— Minimum >1.00
Source for benchmark: Code of Accounting Practice and Financial Reporting #25

Ratio achieves benchmark
Ratio is outside benchmark

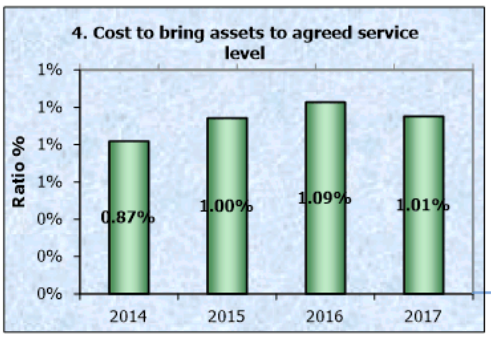

Purpose of agreed service level ratio	Commentary on 2016/17 result
This ratio provides a snapshot of the proportion of outstanding renewal works compared to the total value of assets under Council's care and stewardship.	**2016/17 Ratio 1.01%** Council is continues to meet the benchmark and is focused on continuing down this path.

Strathfield Municipal Council

Special Schedule 8 – Permissible Income Calculation

for the year ended 30 June 2018

$'000		Calculation 2016/17	Calculation 2017/18
Notional general income calculation (1)			
Last year notional general income yield	a	16,184	16,707
Plus or minus adjustments (2)	b	228	35
Notional general income	c = (a + b)	**16,412**	**16,742**
Permissible income calculation			
Special variation percentage (3)	d	0.00%	0.00%
Or rate peg percentage	e	1.80%	1.50%
Or crown land adjustment (incl. rate peg percentage)	f	0.00%	0.00%
Less expiring special variation amount	g	–	–
Plus special variation amount	h = d x (c – g)	–	–
Or plus rate peg amount	i = c x e	295	251
Or plus Crown land adjustment and rate peg amount	j = c x f	–	–
Sub-total	k = (c + g + h + i + j)	**16,707**	**16,993**
Plus (or minus) last year's carry forward total	l	–	–
Less valuation objections claimed in the previous year	m	–	–
Sub-total	n = (l + m)	**–**	**–**
Total permissible income	o = k + n	**16,707**	**16,993**
Less notional general income yield	p	16,707	17,187
Catch-up or (excess) result	q = o – p	–	**(194)**
Plus income lost due to valuation objections claimed (4)	r	–	–
Less unused catch-up (5)	s	–	–
Carry forward to next year	t = q + r – s	–	**(194)**

Notes

(1) The notional general income will not reconcile with rate income in the financial statements in the corresponding year. The statements are reported on an accrual accounting basis which include amounts that relate to prior years' rates income.

(2) Adjustments account for changes in the number of assessments and any increase or decrease in land value occurring during the year. The adjustments are called 'supplementary valuations' as defined in the *Valuation of Land Act 1916*.

(3) The 'special variation percentage' is inclusive of the rate peg percentage and where applicable Crown land adjustment.

(4) Valuation objections are unexpected changes in land values as a result of land owners successfully objecting to the land value issued by the Valuer-General. Councils can claim the value of the income lost due to valuation objections in any single year.

(5) Unused catch-up amounts will be deducted if they are not caught up within 2 years. Usually councils will have a nominal carry forward figure. These amounts can be adjusted for in setting the rates in a future year.

(6) Carry forward amounts which are in excess (an amount that exceeds the permissible income) require ministerial approval by order published in the *NSW Government Gazette* in accordance with section 512 of the *Local Government Act 1993*. The OLG will extract these amounts from Council's Special Schedule 8 in the financial data return (FDR) to administer this process.

page 8

INDEPENDENT AUDITOR'S REPORT

Special Schedule No. 8

Strathfield Municipal Council

To the Councillors of Strathfield Municipal Council

Opinion

I have audited the accompanying special purpose financial statement comprising the reconciliation of total permissible general income (Special Schedule No. 8) of Strathfield Municipal Council (the Council) for the year ending 30 June 2018.

In my opinion, Special Schedule No. 8 of Strathfield Municipal Council for 30 June 2018 is prepared, in all material respects in accordance with the requirements of the Local Government Code of Accounting Practice and Financial Reporting (LG Code) issued by the Office of Local Government (OLG), and is in accordance with the books and records of the Council.

My opinion should be read in conjunction with the rest of this report, and in particular the Emphasis of Matter paragraph, which describes the basis of accounting.

Basis for Opinion

I conducted my audit in accordance with Australian Auditing Standards. My responsibilities under the standards are described in the 'Auditor's Responsibilities for the Audit of Special Schedule No.8' section of my report.

I am independent of the Council in accordance with the requirements of the:

- Australian Auditing Standards
- ethical requirements of the Accounting Professional and Ethical Standards Board's APES 110 'Code of Ethics for Professional Accountants' (APES 110).

I have fulfilled my other ethical responsibilities in accordance with APES 110.

Parliament promotes independence by ensuring the Auditor-General and the Audit Office of New South Wales are not compromised in their roles by:

- providing that only Parliament, and not the executive government, can remove an Auditor-General
- mandating the Auditor-General as auditor of councils
- precluding the Auditor-General from providing non-audit services.

I believe that the audit evidence I have obtained is sufficient and appropriate to provide a basis for my audit opinion.

Emphasis of Matter - Basis of Accounting

Without modifying my opinion, I draw attention to the notes and explanations in Special Schedule No. 8 that instruct councils in its preparation so it complies with OLG's requirements as described in the LG Code. As a result, Special Schedule No. 8 may not be suitable for another purpose.

Level 15, 1 Margaret Street, Sydney NSW 2000 | GPO Box 12, Sydney NSW 2001 | t 02 9275 7101 | f 02 9275 7179 | e mail@audit.nsw.gov.au | audit.nsw.gov.au

Other Matter

Special Schedule No.8 of the Council for the year ended 30 June 2017 was audited by another auditor who expressed an unmodified opinion on Special Schedule No. 8 on 5 December 2016.

Councillors' Responsibility for Special Schedule No. 8

The Councillors of the Council are responsible for the preparation of Special Schedule No. 8 in accordance with the LG Code. The Councillors' responsibility also includes such internal control as the Councillors determine is necessary to enable the preparation of Special Schedule No. 8 that is free from material misstatement, whether due to fraud or error.

In preparing Special Schedule No.8, the Councillors must assess the Council's ability to continue as a going concern except where the Council will be dissolved or amalgamated by an Act of Parliament. The assessment must disclose, as applicable, matters related to going concern and the appropriateness of using the going concern basis of accounting.

Auditor's Responsibility for the Audit of Special Schedule No. 8

My objectives are to:

- obtain reasonable assurance whether Special Schedule No. 8 as a whole is free from material misstatement, whether due to fraud or error
- issue an Independent Auditor's Report including my opinion.

Reasonable assurance is a high level of assurance, but does not guarantee an audit conducted in accordance with Australian Auditing Standards will always detect material misstatements. Misstatements can arise from fraud or error. Misstatements are considered material if, individually or in aggregate, they could reasonably be expected to influence the economic decisions users take based on Special Schedule No.8.

A description of my responsibilities for the audit of Special Schedule No.8 is located at the Auditing and Assurance Standards Board website at http://www.auasb.gov.au/auditors_responsibilities/ar8.pdf. The description forms part of my auditor's report.

My opinion does not provide assurance:

- that the Council carried out its activities effectively, efficiently and economically
- about the security and controls over the electronic publication of the audited Special Schedule No.8 on any website where they may be presented
- about any other information which may have been hyperlinked to/from Special Schedule No 8.

Renee Meimaroglou
Director, Financial Audit Services

30 October 2017
SYDNEY

CS2 INVESTMENT REPORT AS AT 31 OCTOBER 2017

AUTHOR: Jenny Nascimento, Chief Financial Officer

APPROVER: Anthony Hewton, Director Corporate and Human Services

RECOMMENDATION

That the record of cash investments as at 31 October 2017 noted.

PURPOSE OF REPORT

To submit Council's record of cash investments as at 31 October 2017 pursuant to Clause 212 of the Local Government (General) Regulation 2005.

REPORT

Term Deposits	Rating	Investment Date	Maturity Date	Term (Days)	Interest Rate	Amount
AMP	A1	23/08/17	22/11/17	91	2.40%	2,000,000
AMP	A1	28/09/17	04/01/18	98	2.40%	1,000,000
Auswide Bank	A3	13/09/17	13/12/17	91	2.40%	2,000,000
Bank of Queensland	A2	30/10/17	29/01/18	91	2.40%	2,000,000
Commonwealth Bank of Australia	A1+	28/07/17	27/11/17	122	2.35%	5,000,000
Commonwealth Bank of Australia	A1+	28/07/17	27/11/17	122	2.35%	5,000,000
Commonwealth Bank of Australia	A1+	05/09/17	03/01/18	120	2.40%	2,000,000
ME Bank	A2	17/08/17	15/11/17	90	2.50%	2,000,000
ME Bank	A2	05/09/17	05/12/17	91	2.43%	1,000,000
ME Bank	A2	12/09/17	12/12/17	91	2.43%	2,000,000
ME Bank	A2	30/10/17	29/01/18	91	2.47%	1,000,000
My State Bank	A2	14/09/17	14/12/17	91	2.40%	2,000,000
National Bank	A1+	14/08/17	14/11/17	92	2.41%	1,000,000
National Bank	A1+	05/09/17	04/12/17	90	2.50%	2,000,000
National Bank	A1+	05/09/17	04/12/17	90	2.50%	2,000,000
National Bank	A1+	05/09/17	04/12/17	90	2.50%	2,000,000
National Bank	A1+	05/09/17	04/12/17	90	2.50%	2,000,000
National Bank	A1+	12/09/17	11/12/17	90	2.52%	1,000,000
National Bank	A1+	19/09/17	18/12/17	90	2.51%	2,000,000
National Bank	A1+	23/10/17	22/01/18	91	2.45%	2,000,000
Suncorp	A1+	05/09/17	04/12/17	90	2.35%	2,000,000
Suncorp	A1+	22/09/17	21/12/17	90	2.40%	2,000,000
Suncorp	A1+	30/10/17	29/01/18	91	2.35%	1,000,000
						46,000,000

Investment Report as at 31 October 2017 (Cont'd)

Investment Portfolio as at 31 October 2017

Call Accounts	Rating	Term	Interest Rate	Amount
CBA General Fund	A-1+	At Call	1.25%	2,335,837
CBA Business Online Saver	A-1+	At Call	1.30%	9,575,758
AMP	A-1+	At Call	2.05%	2,020,211
TCorp IM Cash Fund	A-1+	At Call	2.32%	2,008,053
				15,939,859
Total Investments			**2.43%**	**61,939,859**

Investments Represented by	as at 31 October 2017
Externally Restricted Reserves	
Domestic Waste Management	3,568,286
Unexpended Grants	1,631,021
Section 94	34,278,400
Stormwater Management	953,644
Total Externally Restricted Reserves	**40,431,351**
Internally Restricted Reserves	
Plant Replacement	1,129,614
ELE	1,285,159
Deposits	6,985,489
Adshel	270,000
Technology	358,034
Carry Forwards	661,705
Future Major Expenditure	3,016,186
Parkscape Improvements	29,000
Risk Management	195,362
Election	200,000
Total Internally Restricted Reserves	**14,130,549**
Total Restricted Reserves	**54,561,900**
Unrestricted	7,377,959
Total Investments	**61,939,859**

* Unrestricted funds, whilst not subject to a restriction for a specific purpose, are fully committed via Council's adopted Operational Plan.

The Reserve Bank of Australia's official cash rate remains at 1.50% for the month of October 2017. Council's investment portfolio is returning an average of 2.43% as at 31 October 2017 which is 0.74% above the 90 day BBSW benchmark of 1.69%.

Council has earned interest revenue totalling $ 440,716 as at 31 October 2017, being 41.69% of the projected budget.

Certification – Responsible Accounting Officer

The Chief Financial Officer hereby certifies that the investments listed above have been made in accordance with Section 625 of the Local Government Act 1993, Clause 212 of the Local Government (General) Regulation 2005 and Council's Investment Policy.

Investment Report as at 31 October 2017 (Cont'd)

FINANCIAL IMPLICATIONS

There are no financial implications.

ATTACHMENTS

1.⇩ Investment Performance – October 2017

ATTACHMENT 1

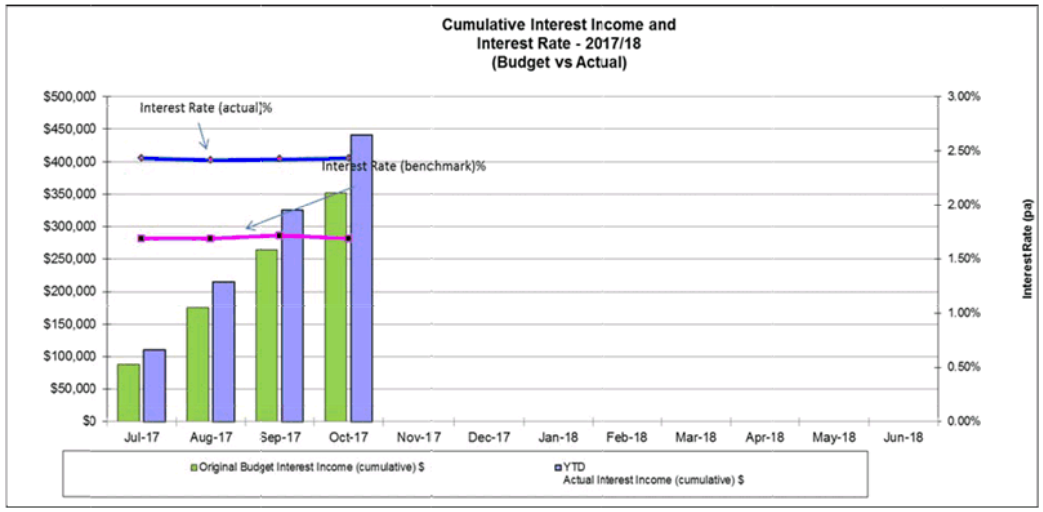
Cumulative Interest Income and
Interest Rate - 2017/18
(Budget vs Actual)
$500,000
$450,000
$400,000
$350,000
$300,000
$250,000
$200,000
$150,000
$100,000
$50,000
$0
3.00%
2.50%
2.00%
1.50%
1.00%
0.50%
0.00%
Interest Rate (pa)
Interest Rate (actual)%
Interest Rate (benchmark)%
Jul-17
Aug-17
Sep-17
Oct-17
Nov-17
Dec-17
Jan-18
Feb-18
Mar-18
Apr-18
May-18
Jun-18
Original Budget Interest Income (cumulative) $
YTD
Actual Interest Income (cumulative) $

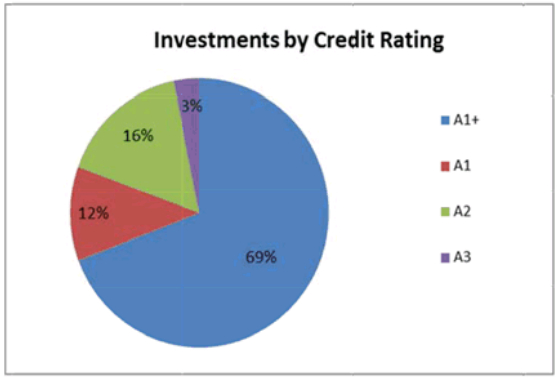
Investments by Credit Rating
3%
16%
12%
69%
A1+
A1
A2
A3

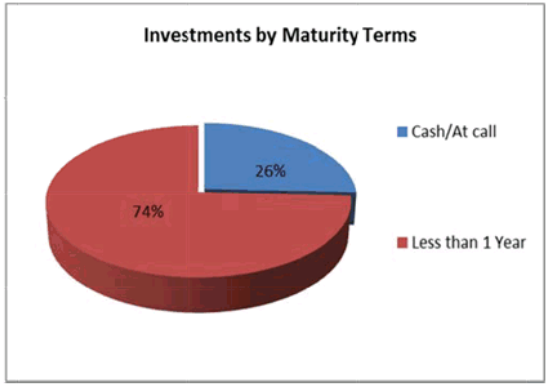
Investments by Maturity Terms
26%
74%
Cash/At call
Less than 1 Year

CS3 COUNCIL RECESS

AUTHOR: Anthony Hewton, Director Corporate and Human Services

APPROVER: Henry T Wong, General Manager

RECOMMENDATION

1. ***That Council be in recess from 6 December 2017 to 5 February 2018.***

2. ***That pursuant to section 377 of the Local Government Act 1993 delegated authority be granted to the Mayor, Deputy Mayor, and General Manager, jointly to exercise any function of the Council during the Council recess with the exception of:***
   - ***determination of applications for dwellings and ancillary structures and residential flat developments for which more than two objections have been received;***
   - ***determination of applications for residential flat buildings of three storeys or more;***
   - ***rezoning matters;***
   - ***subdivision applications (with the exception of strata subdivisions); and***
   - ***entering into of leases/licenses.***

3. ***That a full list of any matters considered under such delegation be submitted for Council's information to the meeting to be held on 6 February 2018.***

PURPOSE OF REPORT

To approve Council recess arrangements.

REPORT

In accordance with the Code of Meeting Practice Council Meetings are held on the first Tuesday of each month. It is proposed that Council be in recess from 6 December 2017 to 5 February 2018, with Council meetings to resume on 6 February 2018.

It is also proposed that any Council Committees including the Traffic Committee, Audit Committee, and Youth Engagement Advisory Committee be in recess from 6 December 2017 to 5 February 2018, unless the Committees consider it necessary to meet.

Delegation of Authority

During the last Council recess delegated authority was granted to the Mayor, Deputy Mayor and General Manager jointly, to exercise any function of Council excepting those functions which may not be delegated as set out in section 377 of the *Local Government Act 1993* and the following:

- determination of applications for dwellings and ancillary structures and residential flat developments for which more than two objections have been received;
- determination of applications for residential flat buildings of three storeys or more;
- rezoning matters;
- subdivision applications (with the exception of strata subdivisions); and
- entering into of leases/licenses.

Council Recess (Cont'd)

It is proposed to grant delegated authority during this recess period, and that a full list of any matters determined under delegated authority during the Council recess be submitted for Council's information to the meeting to be held on 7 February 2017.

FINANCIAL IMPLICATIONS

There are no financial implications.

ATTACHMENTS

There are no attachments for this report.

CS4 OUTSTANDING COUNCIL RESOLUTIONS

AUTHOR: James Ng, Corporate Services Manager

APPROVER: Anthony Hewton, Director Corporate and Human Services

RECOMMENDATION

That the report be noted.

PURPOSE OF REPORT

To update Council on the status of previous Council resolutions.

REPORT

On 7 November 2017, Council resolved as follows (177/17):

> That Council prepare and present an 'Outstanding Council Resolution' progress report with the each Council Meeting Agenda and associated business papers commencing from December 2017.
>
> This report should list any action item arising from Councillor motions or Mayoral minutes. The report should provide an update on these outstanding/pending actions and note the outcome of any actions completed.
>
> The report should be modelled on the report presented at the 3 October 2017 meeting – Item CS4 – Attachment 1 with the 'Comments' column changed to Progress/Outcome and an additional column to indicate which Council employee is responsible for progressing or resolving the item.

Attached is a summary of outstanding Council resolutions.

FINANCIAL IMPLICATIONS

There are no financial implications.

ATTACHMENTS

1.⇩ Council Resolutions

ATTACHMENT 1

OUTSTANDING COUNCIL RESOLUTIONS

MEETING DATE	SUBJECT	RESOLUTION	PROGRESS/OUTCOME
07/11/17		**COUNCIL MEETING 7.11.17**	
07/11/17	12.1 Improvements to Strathfield Park	MINUTE NO. 172/17 That: 1. A report be provided to Council regarding the installation of: a) appropriate level of solar lighting around the paths in Strathfield Park; b) additional signage around the new Playground area at Strathfield Park directing users of the Park to the Amenities block; c) a Child Safety fence at Strathfield Park around the Infant Play Area at the western end of Strathfield Park; and d) appropriate consultation in regards to additional lighting be carried out with local residents; and e) additional seating around the playground area.	Report to February 2018 meeting.
07/11/17	12.3 Cricket Practice Nets	MINUTE NO. 173/17 That Council conduct community consultation regarding the installation of Cricket Practice Nets (a set of two) at the following locations and then a report be provided to Council by April 2018: a) Bressington Park (at the north-western end adjacent to the Underwood Road and Centenary Drive roundabout) b) Cooke Park c) Freshwater Park	Being investigated.
07/11/17	12.4 Ausgrid Inappropriate Tree Pruning	MINUTE NO. 174/17 That Council write to Ausgrid to request for an update on its promised better pruning practice of street tree planted under wires.	Contacted Ausgrid.
07/11/17	12.7 Strathfield Leisure Centre Feedback	MINUTE NO. 176/17 That: 1. Council seek feedback from the residents and ratepayers on their support for Council to construct a Leisure Centre in the Strathfield Council Area. 2. Residents are to be notified that Council is seeking feedback via the Council's weekly e-news and on Council's web site. 3. The deadline for Feedback is 30 June 2018. 4. The feedback is to seek answers to: a) Do you support Council building a Leisure Centre in the Strathfield Council Area? YES/NO? b) In which area of Strathfield LGA do you think the Leisure Centre should be built? 5. A Report on the Feedback received to be presented at the August 2018 Workshop Meeting. 6. The Report to include, but not limited to, the total number of responses, the number in support or against a Leisure Centre and the suggested locations. 7. A survey to include a description of usual facilities at an indoor sports centre/leisure centre and an option to choose which sports they would like there.	In progress.
07/11/17	12.9 Share the Dignity	MINUTE NO. 178/17 That: 1. Council supports the Share the Dignity Christmas Campaign being conducted from 18 November to 2 December 2017 by becoming a collection point for local resident to drop new and used handbags with appropriate products. 2. Council undertakes appropriate community notification of our participation in the Share the Dignity Campaign and collection point information.	Collection being sent to charity.
07/11/17	12.13 Australian Catholic University (Strathfield) Green Travel Plan & Australian Catholic University Limited v Minister for Planning and Infrastructure and Anor [2014] NSWLEC 1238 (18 November 2014)	MINUTE NO. 184/17 That: 1. Council confirm that the Green Travel Plan & CTMP of December 2015 and November 2016 respectively have been prepared in consultation with Council; 2. Council confirm whether the Green Travel Plan & the Campus Travel and Monitoring Plan has been approved by the Secretary of the Department of Planning required by Clause A6(a) of the judgement; 3. Council prepare a report on the framework council has adopted with regards to the monitoring, policing and compliance of the GTP and the CTMP (Clause A6(b)); 4. Council review the judgement of Australian Catholic University Limited v Minister for Planning and Infrastructure and Anor [2014] NSWLEC 1238 (18 November 2014) to ensure that the GTP and the CTMP are consistent with the Orders made by the Court; 5. Council investigate the accuracy and reliability of the GTP and CTMP to establish whether in accordance with paragraph 135 of the Judgement, the GTP and the CTMP requires updating and amending, for example. The GTP refers to the Active Travel Plan and the Draft Town Centre Masterplan as part of the Existing Policy Framework. The Active Travel Plan has not been adopted by council and the Town Centre Masterplan is still in its infancy and should therefore not form part of the GTP nor be considered as part of the framework for Mode Share Targets. 6. A copy of the monitoring and reporting framework and results be provided to council for the 2017 year for review by the ACU and the Consultant. 7. In accordance with CTMP 4.1 Mode Share and Modal Share Targets, Council together with the Traffic Committee investigates the introduction of restricted / timed parking in nearby streets in an effort to assist in the reduction in car driver mode share and the encouragement of alternatives modes in conjunction with the residents parking scheme.	In progress.

OUTSTANDING COUNCIL RESOLUTIONS

MEETING DATE	SUBJECT	RESOLUTION	PROGRESS/OUTCOME
07/11/17	12.15 Shared Internal Audit Services	MINUTE NO. 186/17 That Council investigate and prepare a report to Council and the Audit Committee by March 2018 into the synergies and cost savings available to Council on the sharing of the Internal Audit function via collaborative arrangements with other councils. Reference is made to The OLG internal audit guidelines September 2010 at 2.4.3. Currently Kuring-Gai, Mosman, Lane Cove, Hunters Hill and North Sydney councils have a sharing arrangement and note that all of these councils fought amalgamation.	Meeting with service provider in December 2017.
07/11/17	12.17 Pomeroy Street - Former Bowling Club Site	MINUTE NO. 188/17 1. That staff provide a report to the next Councillors Workshop on the history and use of the former bowling club site and associated Men's Shed building. 2. That staff provide a report on the repairs needed for the Men's Shed building.	Workshop in February 2018.
07/11/17	Strategy to Manage Hire Bicycles Left in the Strathfield LGA	MINUTE NO. 194/17 That a report be provided to Council on a strategy to manage hire bicycles left in the Strathfield LGA.	In progress.
03/10/17		**COUNCIL MEETING 3.10.17**	
03/10/17	11.2 Draft Plan of Management for Community Lands	MINUTE NO. 155/17 That: 1. In accordance with the Local Government Act, 1993, Council provide any Report(s) prepared with regards to the Draft Community Lands Plan of Management, including providing a detailed summary/analysis of the submissions received from the period ending 22 June 2017. 2. In the event that such Report(s) are still pending, then these Report(s) as detailed above be prepared and presented to Council within 2 months. 3. A workshop be held prior to the December ordinary Council meeting to appraise Councillors on Councils Plans of Management for community land. 4. A presentation be made to Councillors, prior to the November Council Meeting, that includes but is not limited to detailing how the process complied with Section 36 (Preparation of draft plans of management for community land) and section 40A (Public hearing in relation to proposed plans of management) of the Local Government Act 1993. 5. That Council prepare a new Plan of Management, for each of the individual 17 parcels of Community Land listed in the recently exhibited "Draft Plan of Management for Community Lands". The Plan of Management has to be prepared in accordinace with Section 36, Section 40A and Section 44 of the Local Government Act 1993.	Workshop in February 2018.

COMPLETED COUNCIL RESOLUTIONS

MEETING DATE	SUBJECT	RESOLUTION	PROGRESS/OUTCOME
07/11/17	5.1 100th Birthday - Mr Cecil Dass	MINUTE NO. 168/17 That Council write to Mr Cecil Dass to congratulate him on his 100th birthday.	Completed.
07/11/17	12.10 Office of the Mayor	MINUTE NO. 180/17 That Councillors be advised by the General Manager in writing when the Mayor is prevented by illness, absence or otherwise from exercising the function of Mayor.	Completed.
07/11/17	12.12 Confirmation of Advocacy Funding Beyond July 2018	MINUTE NO. 182/17 That Strathfield Council write to the Premier, Minister for Disability Services, Federal Member Craig Laundy and State Member Jodie McKay to continue to fund the advocacy funding to the NDIS scheme beyond July 2018.	Completed.
07/11/17	12.11 Support for Diwali Festival	MINUTE NO. 180/17 That: 1. Strathfield Council, in conjunction with the Hindu Council of Australia, support the annual event of Diwali through promoting the celebration as a local cultural event of significance via Council's communications. 2. Strathfield Council review its fees and charges for local community groups utilising local parks as part of the development of the new CSP.	Completed - Council has written to the Hindu Council of Australia and will review fees and charges for community groups as part of the 2018/19 budget.
03/10/17	CS2 2016/2017 Financial Statements	MINUTE NO. 161/17 1. That Council note the following Statement in respect of Section 413(2)(c) of the Local Government Act 1993 as to its 2016/2017 Financial Statements: a) Council's Financial Statements for 2016/2017 have been drawn up in accordance with: • The Local Government Act 1993 (as amended) and the Regulations made there under; • The Australian Accounting Standards and Professional Pronouncements; and • The Local Government Code of Accounting Practice and Financial Reporting. b) The Statements present fairly the Council's operating result and financial position for the year. c) The Statements are in accordance with the Council's accounting and other records. d) Council is not aware of any matter that would render this report false or misleading in any way. 2. That the Financial Statements be referred to the Council's Auditors for audit. 3. That the Statement by Councillors and Management for the General Purpose Financial Statements and Special Purpose Financial Statements be signed by the Mayor, Deputy Mayor, General Manager and the Responsible Accounting Officer. 4. That Council delegates to the General Manager the authority to give public notice for the presentation of the auditor's report and financial statements as per section 418 of the Local Government Act 1993.	Completed.
03/10/17	8.3 Mayoral Minute 17/17 - Courallie Avenue Precinct	MINUTE NO. 148/17 That at the earliest possible opportunity, a residents meeting facilitated by Council be held for the Courallie Ave precinct so residents can be heard on the issues which affect their residential area.	Completed - a meeting has been held.
03/10/17	8.4 Mayoral Minute 18/17 - Chisholm St/Madeline St, Belfield	MINUTE NO. 149/17 That at the earliest possible opportunity, a residents meeting facilitated by Council be held for the Chisholm Street / Madeline Street, Belfield precinct so residents can be heard on the issues which affect their residential area in particular the issue of the interface between the residential and adjacent industrial area, and also issues to do with dumping.	Completed - a meeting has been held.
03/10/17	8.6 Mayoral Minute 20/17 - Sylvanus St, Drone St, Wentworth St, Drew St, Greenacre Precinct	MINUTE NO. 151/17 That at the earliest possible opportunity a residents meeting facilitated by Council be held for the Sylvanus St, Drone St, Wentworth St, Drew St, Greenacre precinct so residents can be heard on the issues which affect their residential area in particular the issue of illegal dumping.	Completed - a meeting has been held.
03/10/17	GM1 Local Government NSW Annual Conference 2017	MINUTE NO. 159/17 That: 1. All Councillors to attend the conference. The voting delegates will be the Mayor, Councillor Pensabene, Councillor Kokkolis and Councillor Duggan. Councillor Blackmore to attend as an alternate delegate. 2. Accomodation will not be made available to Councillors on this occasion.	Completed - this has been arranged.

COMPLETED COUNCIL RESOLUTIONS

MEETING DATE	SUBJECT	RESOLUTION	PROGRESS/OUTCOME
03/10/17	11.4 Notice of Rescission: ID1. Amendments to Strathfield Consolidated Development Control Plan 2005 (revised General Introduction, revised Part A – Dwelling Houses and Ancillary Structures and Part R – Subdivision)	MINUTE NO. 157/17 That: 1. A councillor workshop be held so that the individual parts of this document can be further explored. 2. The workshop consider the establishment of a planning committee.	Completed.
07/11/17	12.6 Catering for Council Meetings	MINUTE NO. 175/17 That: 1. Council purchase refreshments for meetings within the Strathfield LGA. 2. A review of catering for Council meetings be discussed at the next Councillors Workshop.	Completed.
07/11/17	12.14 Priority Precinct and Draft District Plan Residents Information Forum	MINUTE NO. 185/17 That Council requests the Department of Planning and the Greater Sydney Commission and the Better Planning Network and the Total Environment Centre to hold a community information session in Strathfield in November on the proposed Priority Precinct and the Draft City East District Plan. That residents are informed by the Council's e-news, the Mayoral Column and by letterbox drop.	Completed.
07/11/17	12.16 Asset Management Internal Audit Report	MINUTE NO. 187/17 That Finding 4 (page 10), Recommendation No. 4.1 "Council should consider whether Asset management plans should be developed for other categories of council assets such as the golf course, sporting fields, open space, trees and other environmental assets" of the 'Internal Audit Report – Asset Management", currently at 'Medium' be re assessed to "High". The Risk identified: "asset management plans may not exist for all program areas which may lead to inefficient resources allocation for asset development and maintenance" and the Finding: "Asset Management Plans have not been developed for open space, sporting grounds, public trees and other environmental assets", sufficiently warrant the Priority to be increased from Medium to High.	Completed - the new priority has been noted.
03/10/17	11.5 Withdrawal of Elliot (SIC) Reserve DA2017/065	MINUTE NO. 158/17 That: 1. Council notes the withdrawal of DA2017/065 Elliot (SIC) Reserve Punchbowl Rd Belfield. 2. Council prepare a draft Plan of Management for Elliott Reserve within 3 months, in accordance to Section 36 of the Local Government Act, 1993 that identifies Elliott Reserve: (a) as a natural area (Foreshore) (b) the objectives and performance targets of the plan with respect to the land, (c) the means by which the council proposes to achieve the plan's objectives and performance targets, (d) the manner in which the council proposes to assess its performance with respect to the plan's objectives and performance targets.	Completed.
03/10/17	8.8 Mayoral Minute 22/17 - Establishment of Park in Exeter Rd	MINUTE NO. 153/17 That a report be provided to the December 2017 Ordinary Council meeting on the progress made to date on the establishment of a park in Exeter Rd (between Hornsey and East-Bourne Road, Homebush West) in conjunction with the Department of Education for the use by the Homebush West Public School and the local community and the estimated timeframe for completing the proposed works.	Completed - report submitted to the 5 December 2017 Council Meeting.

COMPLETED COUNCIL RESOLUTIONS

MEETING DATE	SUBJECT	RESOLUTION	PROGRESS/OUTCOME
03/10/17	8.5 Mayoral Minute 19/17 - Strathfield Council's "City"	MINUTE NO. 150/17 That Council makes inquiries of the Minister for Local Government to see when Strathfield Council's "City" nomenclature will be officially incorporated into its title.	Completed - Council has written to the Minister for Local Government.
03/10/17	8.1 Mayoral Minute 15/17 - Council Committees 2017/2018	MINUTE NO. 146/17 The matter be deferred until the scheduled planning session on 4 October 2017.	Completed - the Committee memberships were adopted at the 7 November 2017 Council Meeting.
03/10/17	8.7 Mayoral Minute 21/17 - Council's Meetings	MINUTE NO. 152/17 That Council's Ordinary Council and Extra-Ordinary Council meeting agenda format be changed include; 1. The following updated "Recognition of Traditional Custodians" "Let us begin by acknowledging the Wangal people, the Traditional Custodians of the land on which this meeting is being held. We pay respect to Elders past present and emerging" 2. A standing item where Councillors either by prior notification or from the floor can acknowledge important issues relating to our residents (awards, life milestones, deaths, etc)	Completed - the agenda format has been amended.
03/10/17	8.2 Mayoral Minute 16/17 - Traffic Committee Matters	MINUTE NO. 147/17 That the traffic committee investigate and report back to Council on the following matters as a matter of urgency; 1. Reinstituting the "Kiss and Ride" area on the Boulevarde, Strathfield adjacent to the round about 2. The feasibility of introducing Residents Parking Schemes in the following areas; a. Streets bounded by The Crescent, Homebush Rd, Broughton Rd / Beresford Rd, Meredith St at Homebush b. Courallie Ave, Mandemar Ave and Telopea Ave, Homebush West c. Liverpool Rd, High St and Homebush Rd 3. The traffic congestion in the Courallie Ave precinct, with the solution considered to include introduction of lay back parking where possible. 4. The problematic industrial area in the Dunlop St, cul de sac and its affectation on the residents of Dean Street.	Completed - report submitted to the 5 December 2017 Council Meeting.
03/10/17	11.3 Securing Bressington Park	MINUTE NO. 156/17 That: 1. The Australian Korean Memorial Garden and Cultural Centre Steering Committee be disbanded. 2. Endorsement of the Staged Concept Masterplan for the Australian Korean Memorial Garden and Cultural Centre (Resolution 370/16 at the 6 December 2016 Strathfield Council Meeting) is immediately withdrawn. 3. All work involved that stemmed as a result of the Endorsement of the Staged Concept Masterplan for the Australian Korean Memorial Garden and Cultural Centre (Resolution 370/16) immediately cease.	Completed - this has been noted.
03/10/17	ID1 Submission - Planning Proposal - 11-17 Columbia Lane, Homebush	MINUTE NO. 165/17 1. That Council note the issues raised in this report regarding the Planning Proposal for 11-17 Columbia Lane, Homebush. 2. That Council endorse the attached submission on the Planning Proposal for 11-17 Columbia Lane, Homebush. 1. That Council advertises within the E-news and Council's website that submissions for the Columbia Lane development are still open up until 12 October 2017 and residents are encouraged to endorse Council's submission to the proposal.	Completed - this has been noted and the advertisements were carried out.

COMPLETED COUNCIL RESOLUTIONS

MEETING DATE	SUBJECT	RESOLUTION	PROGRESS/OUTCOME
03/10/17	ID2 Report on Submissions - Additional Permitted Uses Planning Proposal - 101-109 Parramatta Road, Homebush	MINUTE NO. 166/17 1. That Council endorse the attached draft Additional Permitted Uses Planning Proposal – 101-109 Parramatta Road, Homebush. 2. That Council forward the draft Additional Permitted Uses Planning Proposal – 101-109 Parramatta Road, Homebush to Parliamentary Counsel's Office for gazettal.	Completed - this has been noted and a draft Additional Permitted Uses Planning Proposal has been sent to the Department of Planning.

ID1 **ESTABLISHMENT OF PARK IN EXETER ROAD, HOMEBUSH**

AUTHOR: **Stephen Clements, Director Infrastructure Development and Environment**

APPROVER: **Henry T Wong, General Manager**

RECOMMENDATION

That the Report be received and noted.

PURPOSE OF REPORT

Council at its Ordinary Meeting of 3 October 2017 resolved:

170/17
RESOLVED:
That a report be provided to the December 2017 Ordinary Council meeting on the progress made to date on the establishment of a park in Exeter Rd (between Hornsey and East-Bourne Road, Homebush West) in conjunction with the Department of Education for the use by the Homebush West Public School and the local community and the estimated timeframe for completing the proposed works.

REPORT

Meetings have been held in October and September 2017 with representatives of the Department of Education, Director of Schools Planning, School Principal and representatives of the Anglican Church to discuss the purchase of the Church site and the closure of Exeter Road for school and community use.

At the meeting on 3 November 2017 Council Officers were advised that the purchase of the Church site has now been completed and that the Draft License Agreement between the Department of Education was now being drafted and will be sent to Council when completed.

The Department also advised that a number of options are being prepared for the future use of the area including school and community use and these options will be forwarded to Council for discussion

The Department is requesting input from the school community on the future options and it is anticipated that the final design will be completed and approved by the Department and Council early 2018.

FINANCIAL IMPLICATIONS

Ongoing maintenance of the open-space in partnership with the Department of Education.

ATTACHMENTS

There are no attachments for this report.

ID2 **FRASER STREET LIGHTING**

AUTHOR: **Gordon Malesevic, Acting Manager Infrastructure Development & Works Manager**

APPROVER: **Stephen Clements, Director Infrastructure Development and Environment**

RECOMMENDATION

That:

1. **Council request AUSGRID to prune back existing trees along Fraser Street to aid street light penetration.**

2. **Council facilitate the supply and installation of an additional two(2) street lights to existing timber power poles along Fraser Street.**

PURPOSE OF REPORT

Local residents reported to Council that the street lighting along Fraser Street between Kessell Avenue and Badgerys Avenue was deemed to be inadequate and unsafe. Council resolved to investigate the lighting and provide a report back with findings. Council at its Ordinary Meeting of 2 August 2016 resolved:

240/16

RESOLVED: *(McLucasVaccari)*

1. *That a report be brought back to Council that works with Ausgrid in identifying solutions to lighting issues within the municipality. This may or may not include, at the recommendation of Council, a residents meeting to be held at a time to be determined with all affected residents in the LGA invited.*

2. *That the report include reference to the various light globe luminosities used throughout the municipality.*

REPORT

Council Officers met with affected residents and carried out a night time audit.

It is proposed to:

(a) Request AUSGRID to prune back trees along Fraser Street as they are deemed overgrown and compromising the street lights' penetration.

(b) Supply and install two (2) additional street lights to the existing timber poles to be funded by Council.

The estimated cost of the two (2) additional street lights, 22watt LED is approx. $280 per year.

FINANCIAL IMPLICATIONS

Council's operating expenditure budget for street lighting is $635,000 and funds are available to pay the $280.

Fraser Street Lighting (Cont'd)

ATTACHMENTS

There are no attachments for this report.

ID3 **TRAFFIC COMMITTEE MATTERS**

AUTHOR: **Satwinder Saini, Principal Engineer/Traffic Management**

APPROVER: **Gordon Malesevic, Acting Manager Infrastructure Development & Works Manager**

RECOMMENDATION

That the discussions contained in the report be noted.

PURPOSE OF REPORT

To reinstitute the "Kiss and Ride" area on the Boulevarde, Strathfield adjacent to the roundabout. (Addressing Mayoral Minute 8.2, point 1, Resolution 147/17 from the Council Meeting of 3 October 2017.)

1/17

RESOLVED: *(Vaccari)*

That the traffic committee investigate and report back to Council on the following matters as a matter of urgency;

1. *Reinstituting the "Kiss and Ride" area on the Boulevarde, Strathfield adjacent to the round about*
2. *The feasibility of introducing Residents Parking Schemes in the following areas;*
    a. *Streets bounded by The Crescent, Homebush Rd, Broughton Rd / Beresford Rd, Meredith St at Homebush*
    b. *Courallie Ave, Mandemar Ave and Telopea Ave, Homebush West*
    c. *Liverpool Rd, High St and Homebush Rd*
3. *The traffic congestion in the Courallie Ave precinct, with the solution considered to include introduction of lay back parking where possible.*
4. *The problematic industrial area in the Dunlop St, cul de sac and its affectation on the residents of Dean Street.*

REPORT

Council has received multiple representations from the members of community advising of the effects of converting the "Kiss and Ride" zone to a "No Stopping" zone. This was an item at the Traffic Committee of 21 November 2017. It was discussed that options be investigated and presented to the Traffic Committee of December 2017 explaining the best possible outcomes in dealing with the safety and congestion issues arising out of the lack of "Kiss and Ride" facilities.

FINANCIAL IMPLICATIONS

There are no financial implications.

ATTACHMENTS

There are no attachments for this report.

ID4 **VALUE SHARING CONTRIBUTIONS PLAN**

AUTHOR: **Stephen Clements, Director Infrastructure Development and Environment**

APPROVER: **Henry T Wong, General Manager**

RECOMMENDATION

That the draft Value Sharing Policy as attached be exhibited for 60 days.

REPORT

A draft Value Sharing Policy has been prepared and is attached at Appendix A. At this time it retains the 30% value percentage as agreed to by Council on 1 August this year. Because the value of sites can be increased in ways other than via planning proposals and for the sake of being consistent a number of other circumstances which also give rise to an increase in potential above the Strathfield LEP have been included in the policy. This is important as the policy should apply equally to all who gain benefit of property value increase.

ATTACHMENTS

1. ⇩ Policy and Arrangements for Value Sharing Agreements

ATTACHMENT 1

STRATHFIELD COUNCIL

Draft Policy and Arrangements for Strathfield Value Sharing Contributions Policy

DRAFT

Background

Council resolved on 1 August 2017 to implement a Value Sharing Policy to capture 30% of the difference between 1) the highest and best use value of the site permitted by the controls set out under the Strathfield Local Environment Plan (SLEP) 2014 and 2) the value of the site as a result of the approved development on the site derived from a *Planning Proposal* or a proposal to increase the development potential of a site above that permitted under the SLEP 2014.

The Policy

This Policy is known as the Strathfield Value Sharing Contributions Policy (Policy).

This Policy applies to all land and development within the local government area of Strathfield.

When a development proponent considers submitting a *Planning Proposal* or a proposal to increase the development potential of a site above that permitted in the SLEP 2014, they should take into account the monetary quantum that will be required by Council under the Policy.

Calculation Method: Planning Proposals

The method for calculating the monetary quantum a development proponent will be required to contribute under this Policy is 30% of the difference in the land value between 1) the highest and best use value of the site permitted by the controls set out under the SLEP 2014 and 2) the highest and best use value of the site resulting from a *Planning Proposal.*

Calculation Method: Increases in development potential above SLEP 2014

Where a proposal is to increase the development potential of a site above that permitted under the SLEP 2014, the method for calculating the monetary quantum a development proponent will be required to contribute under this Policy is 30% of the difference between 1) the land value between the highest and best use land value of the site permitted by the controls set out under the SLEP 2014 and 2) the highest and best use value of the site with the increased development potential above that permitted under the SLEP 2014.

Implementation

The Policy will apply to all development proposals where there is an increase in floor area above that permitted under the SLEP 2014 with the exception of single dwelling houses or Dual Occupancies. It also applies to applications to vary principal standards relating to Floor Space Ratio under clause 4.6 of the SLEP 2014 but only to that portion in excess of 10% above the FSR.

The application and use of Contributions received

75% of the monetary quantum collected under this Policy will be used to acquire Council owned and managed affordable rental housing and the balance of 25% will be used for the accelerated acquisition and embellishment of public reserves and open space in the Strathfield Local Government Area.

Policy Review

It is intended that this Policy will be periodically reviewed and, depending on the outcome of any review, may be updated from time to time. The updates may cover additional matters or provide more detailed information or guidance on specific matters covered in this Policy.

DRAFT